

# SERIES 100 SWITCHES

## TOGGLE SWITCHES - MINIATURE




### SPECIFICATIONS

|                        |   |
|------------------------|---|
| Contact Rating:        | See contact material options  |
| Life Expectancy:       | 40,000 make-and-break cycles  |
| Contact Resistance:    | 10 mΩ max. typical initial @ 2-4 VDC<br>100 mA for both silver and gold plated contacts |
| Insulation Resistance: | 1,000 MΩ min.   |
| Dielectric Strength:   | 1,000 V RMS @ sea level   |
| Operating Temperature: | -30° C to 85° C   |

### MATERIALS

|                       |                                    |
|-----------------------|------------------------------------|
| Case:                 | Diallyl Phthalate (DAP)            |
| Toggle Handle:        | Brass, chrome plated               |
| Switch Support:       | Brass or steel, tin plated         |
| Bushing:              | Brass, nickel plated               |
| Housing:              | Stainless steel                    |
| Contacts / Terminals: | Silver or gold plated copper alloy |

### FEATURES & BENEFITS

- ▶ Up to 4 poles available
- ▶ Variety of switching functions
- ▶ Miniature
- ▶ Multiple actuator & bushing options

### APPLICATIONS/MARKETS

- ▶ Telecommunications
- ▶ Instrumentation
- ▶ Networking
- ▶ Medical equipment

### HOW TO ORDER

| SERIES<br>100 | MODEL NO. | ACTUATOR   | BUSHING | TERMINATION | CONTACT MATERIAL       | SEAL<br>E                                     | HARDWARE     |
|---------------|-----------|--|---------|-------------|------------------------|---|--------------|
|               | SP1       | T1†  | B1      | M1          | Q = Silver<br>R = Gold | E = Epoxy<br>Sealed at<br>Base of<br>Terminal | H = Hardware |
|               | SP2*      | T2   | B2      | M2          |                        |   |              |
|               | SP3       | T3   | B3      | M3          |                        |   |              |
|               | SP4*      | T4   | B4      | M5          |                        |   |              |
|               | SP5*      | T5   | B5      | M6          |                        |   |              |
|               | DP1       | T6   | B6      | M61         |                        |   |              |
|               | DP2*      | T7   | B8      | M7          |                        |   |              |
|               | DP3       | T8   | B9      | M71         |                        |   |              |
|               | DP4*      | T9   | B11     | VS2         |                        |   |              |
|               | DP5*      | K1   | B12     | VS3         |                        |   |              |
|               | DP6       | K2   | B13     | VS5*        |                        |   |              |
|               | DP7*      |  | B15     | M64*        |                        |   |              |
|               | DP8*      | † Optional<br>Toggle Cap<br>(T1 Only):<br>T100-1 = White<br>T100-2 = Black | B16     | VS21*       |                        |   |              |
|               | 3P1       |  | B25**   | VS31*       |                        |   |              |
|               | 3P2*      |  | B26**   |             |                        |   |              |
|               | 3P3       |  |         |             |                        |   |              |
|               | 3P4*      |  |         |             |                        |   |              |
|               | 3P5*      |  |         |             |                        |   |              |
|               | 4P1       |  |         |             |                        |   |              |
|               | 4P2*      |  |         |             |                        |   |              |
|               | 4P3       |  |         |             |                        |   |              |
|               | 4P4*      |  |         |             |                        |   |              |
|               | 4P5*      |  |         |             |                        |   |              |
|               | 4P6       |  |         |             |                        |   |              |
|               | 4P7*      |  |         |             |                        |   |              |
|               | 4P8*      |  |         |             |                        |   |              |

Example Ordering Number  
100-SP1-T4-B2-M1-R-E

Notes: \* Not available with the K1 and K2 actuator options.

\*\* Available only with the K1 and K2 actuator options.

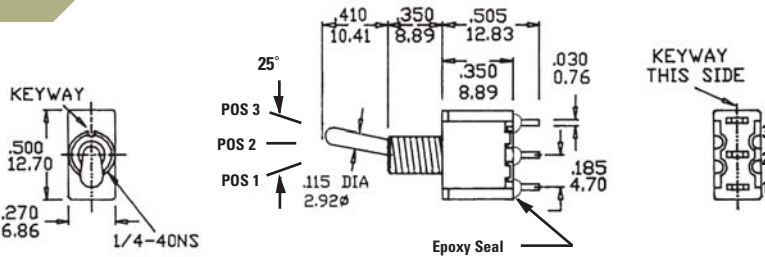
Specifications subject to change without notice.



### SPDT



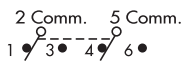
SCHEMATIC



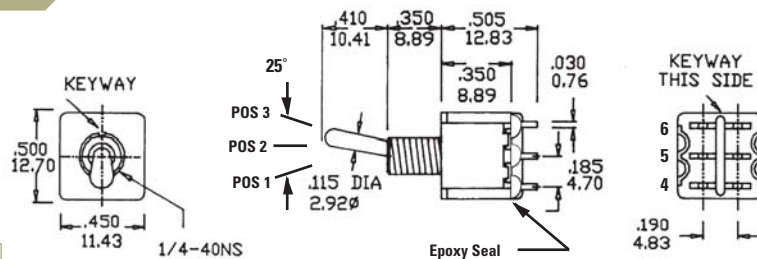
| Model No.   | POS 1 | POS 2 | POS 3 |
|-------------|-------|-------|-------|
| SP-1        | ON    | NONE  | ON    |
| SP-2        | ON    | NONE  | (ON)  |
| SP-3        | ON    | OFF   | ON    |
| SP-4        | (ON)  | OFF   | (ON)  |
| SP-5        | ON    | OFF   | (ON)  |
| Term. Comm. | 2-3   | OPEN  | 2-1   |

( ) = Momentary

### DPDT



SCHEMATIC



| Model No.   | POS 1    | POS 2 | POS 3    |
|-------------|----------|-------|----------|
| DP-1        | ON       | NONE  | ON       |
| DP-2        | ON       | NONE  | (ON)     |
| DP-3        | ON       | OFF   | ON       |
| DP-4        | (ON)     | OFF   | (ON)     |
| DP-5        | ON       | OFF   | (ON)     |
| DP-7        | ON       | ON    | (ON)     |
| DP-8        | (ON)     | ON    | (ON)     |
| Term. Comm. | 2-3, 5-6 | OPEN  | 2-1, 5-4 |

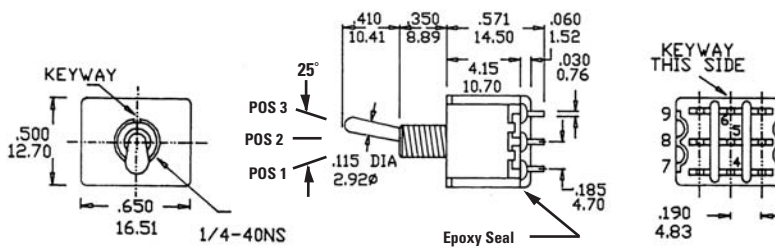
|             |          |          |          |
|-------------|----------|----------|----------|
| DP-6        | ON       | ON       | ON       |
| Term. Comm. | 2-3, 5-6 | 2-3, 5-4 | 2-1, 5-4 |

( ) = Momentary

### 3PDT



SCHEMATIC



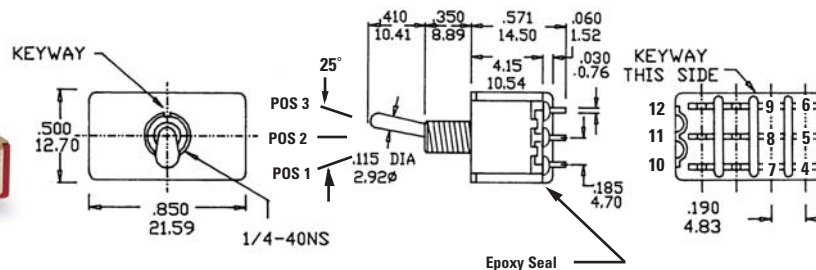
| Model No.   | POS 1           | POS 2 | POS 3           |
|-------------|-----------------|-------|-----------------|
| 3P-1        | ON              | NONE  | ON              |
| 3P-2        | ON              | NONE  | (ON)            |
| 3P-3        | ON              | OFF   | ON              |
| 3P-4        | (ON)            | OFF   | (ON)            |
| 3P-5        | ON              | OFF   | (ON)            |
| Term. Comm. | 2-3, 5-6<br>8-9 | OPEN  | 2-1, 5-4<br>8-7 |

( ) = Momentary

### 4PDT



SCHEMATIC



| Model No.   | POS 1                    | POS 2 | POS 3                    |
|-------------|--------------------------|-------|--------------------------|
| 4P-1        | ON                       | NONE  | ON                       |
| 4P-2        | ON                       | NONE  | (ON)                     |
| 4P-3        | ON                       | OFF   | ON                       |
| 4P-4        | (ON)                     | OFF   | (ON)                     |
| 4P-5        | ON                       | OFF   | (ON)                     |
| 4P-7        | ON                       | ON    | (ON)                     |
| 4P-8        | (ON)                     | ON    | (ON)                     |
| Term. Comm. | 2-3, 5-6<br>8-9<br>11-12 | OPEN  | 2-1, 5-4<br>8-7<br>11-10 |

|             |                          |                          |                          |
|-------------|--------------------------|--------------------------|--------------------------|
| 4P-6        | ON                       | ON                       | ON                       |
| Term. Comm. | 2-3, 5-6<br>8-9<br>11-12 | 2-3, 5-4<br>8-9<br>11-10 | 2-1, 5-4<br>8-7<br>11-10 |

( ) = Momentary

# SERIES 100 SWITCHES

## TOGGLE SWITCHES - MINIATURE

### 3 - WAY WIRING DIAGRAM SCHEMATICS



Bottom View  
or DP-6, DP-7, DP-8



Bottom View  
for 4P-6, 4P-7, 4P-8

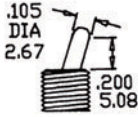


### ACTUATOR OPTIONS

**T1\*** STANDARD



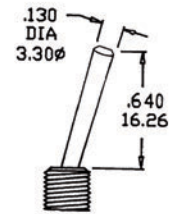
**T2\***



**T3\***



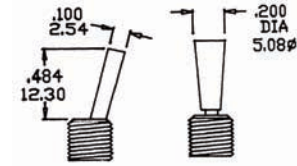
**T4\***



**T5\***

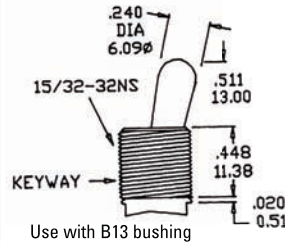


**T6** FLATTED WITH BUILT IN ANTIROTATION

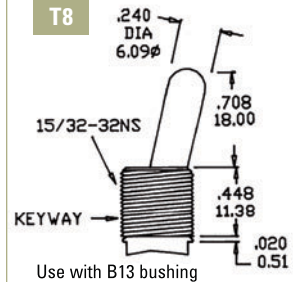


Use with B11, B12, B15, B16 only

**T7**



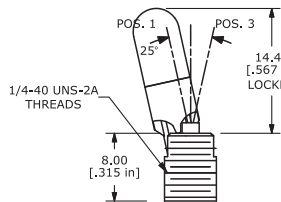
**T8**



**T9\*** PLASTIC BLACK



**K1**



**K2**



\*Add .070 (1.78) for B3, B4 bushings, subtract .020 (0.51) for B6 bushing.



### BUSHING OPTIONS

**B1 THD STD**

**B2 NON-THD**



**B3 THD STD**

**B4 NON-THD**



B4 is standard for M6, M7 and VS termination options.

**B5 HIGH TORQUE**



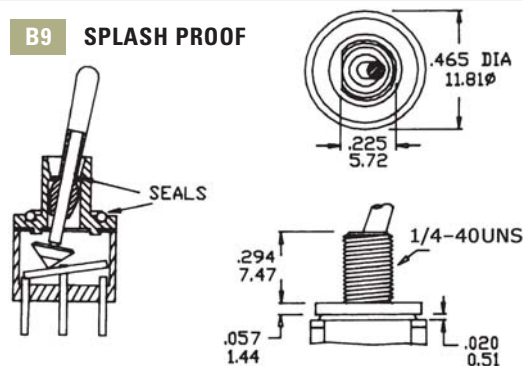
**B6 HIGH TORQUE**



**B8 METRIC THD**



**B9 SPLASH PROOF**



**B13**



Use with T7 and T8 actuators only

**B11 THD STD**

**B12 NON-THD**



Use with T6 actuator only

**B15 THD STD**

**B16 NON-THD**

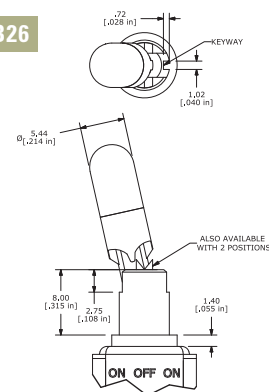


Use with T6 actuator only

**B25**



**B26**



# SERIES 100 SWITCHES

## TOGGLE SWITCHES - MINIATURE

### BUSHING OPTIONS - PANEL MOUNTING



### TERMINATION OPTIONS

#### M2

##### SPDT



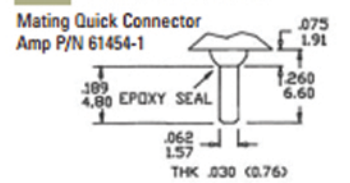
#### M1

##### SOLDER LUG



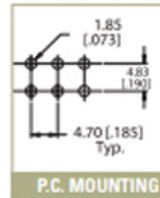
#### M3

##### QUICK CONNECT



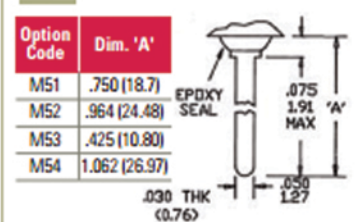
#### M2

##### DPDT



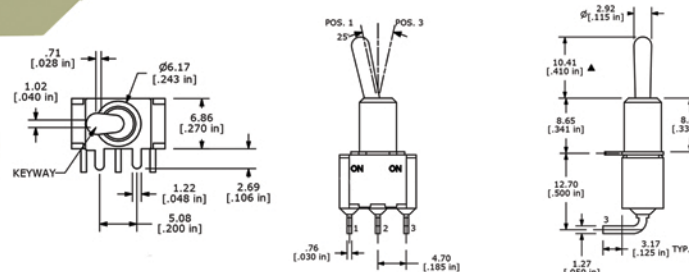
#### M5

##### WIRE WRAP



#### M6

##### SPDT





### M6

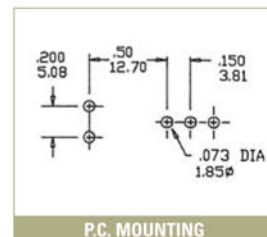
DPDT



P.C. MOUNTING

### M7

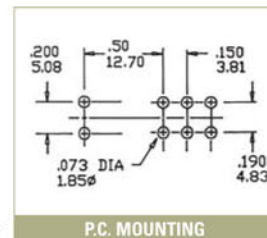
SPDT



P.C. MOUNTING

### M7

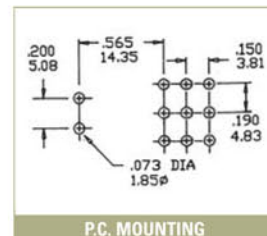
DPDT



P.C. MOUNTING

### M7

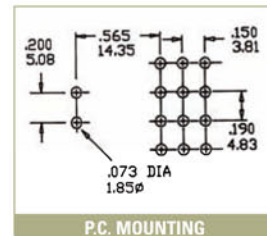
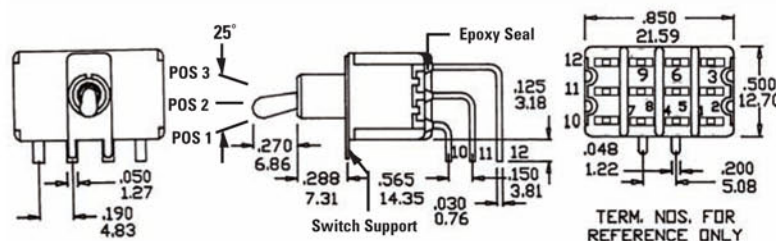
3PDT



P.C. MOUNTING

### M7

4PDT



P.C. MOUNTING

# SERIES 100 SWITCHES

## TOGGLE SWITCHES - MINIATURE

TACT SWITCHES

NAVIGATION SWITCHES

PUSHBUTTON SWITCHES

TOGGLE SWITCHES

ROCKER SWITCHES

SLIDE SWITCHES

SNAP-ACTION SWITCHES

DIP SWITCHES

KEYLOCK SWITCHES

ROTARY SWITCHES

DETECTOR SWITCHES

CAP OPTIONS

### VS2-VS3

SPDT



| Option Code | Dim. 'A'     |
|-------------|--------------|
| VS2         | .460 (11.68) |
| VS3         | .630 (16.00) |



### VS2-VS3

DPDT



| Option Code | Dim. 'A'     |
|-------------|--------------|
| VS2         | .460 (11.68) |
| VS3         | .630 (16.00) |



### VS5

DPDT



| Option Code | Dim. 'A'     |
|-------------|--------------|
| VS5         | .630 (16.00) |



### M61

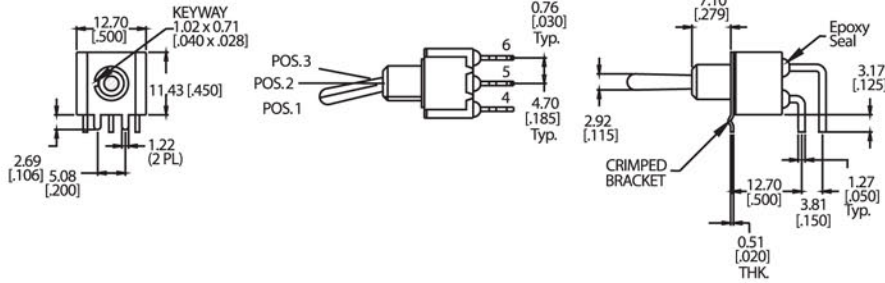
SPDT





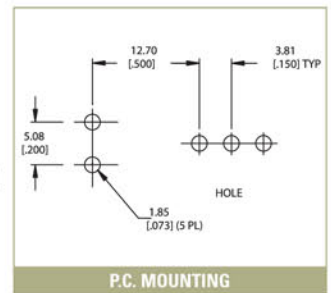
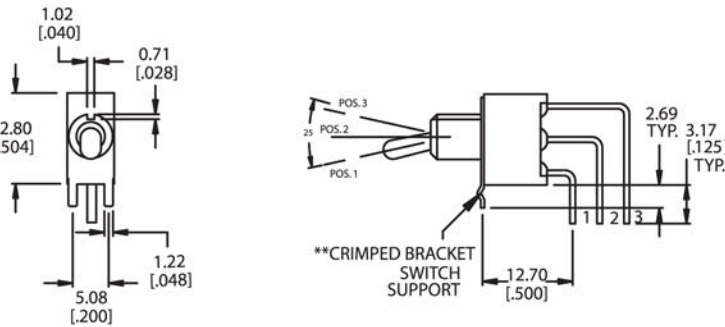
### M61

DPDT



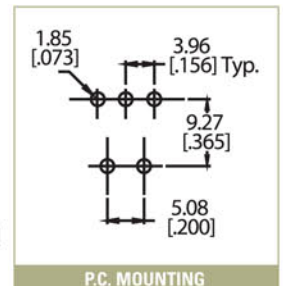
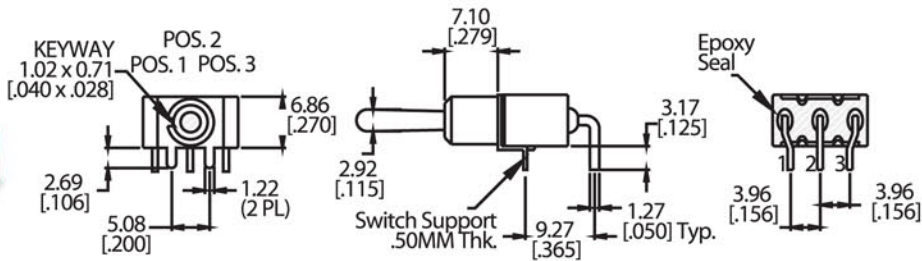
### M71

SPDT



### M64

SPDT



TACT SWITCHES  
 NAVIGATION SWITCHES  
 PUSHBUTTON SWITCHES  
 TOGGLE SWITCHES  
 ROCKER SWITCHES  
 SLIDE SWITCHES  
 SNAP-ACTION SWITCHES  
 DIP SWITCHES  
 KEYLOCK SWITCHES  
 ROTARY SWITCHES  
 DETECTOR SWITCHES  
 CAP OPTIONS



# SERIES 100 SWITCHES

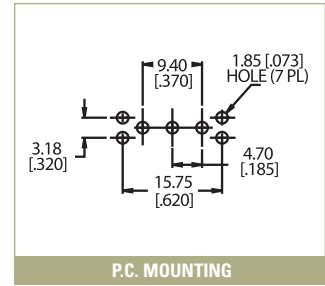
## TOGGLE SWITCHES - MINIATURE

### VS21-VS31

SPDT



| Option Code | Dim. 'A'     |
|-------------|--------------|
| VS2         | .460 (11.68) |
| VS3         | .630 (16.00) |



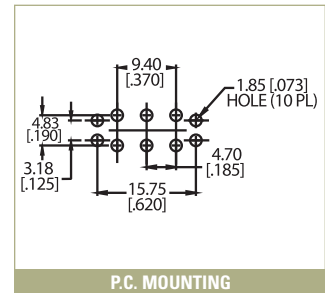
P.C. MOUNTING

### VS21-VS31

DPDT



| Option Code | Dim. 'A'     |
|-------------|--------------|
| VS2         | .460 (11.68) |
| VS3         | .630 (16.00) |



P.C. MOUNTING

### OPTIONAL TOGGLE CAP



Use with T1  
T100-1 WHITE  
T100-2 BLACK



### CONTACT MATERIAL OPTIONS

**Q**

|                 |  |
|-----------------|--|
| Fixed Terminal: | Silver plated over copper alloy  |
| Moving Contact: | Silver plated over copper alloy  |
| Rating:         | 5 Amps with resistive load @ 120VAC or 28VDC;<br>2 Amps with resistive load @ 250VAC |

**R**

|                 |  |
|-----------------|--|
| Fixed Terminal: | Copper alloy with gold plate over nickel plate |
| Moving Contact: | Copper alloy with gold plate over nickel plate |
| Rating:         | 0.4 Volt-Amps (VA) max. @ 20V max. (AC or DC)  |



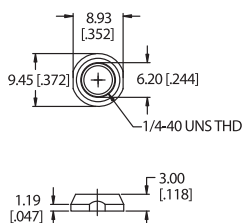
**HARDWARE**

**HDW2 1/4 IN. NUTS**

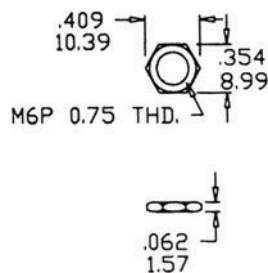


Supplied standard with B1, B3, B5, B6 and B9 options

**HDW3 BLIND DRESSNUT**



**HDW6 METRIC NUT**



Supplied standard with B8 metric bushing

**HDW11 LOCK WASHER**



Supplied standard with B1/B3 bushing

**Optional Rubber Hood Sealing E1**



E1= Inch (Std.) for actuator T1, T2 and bushings B1, B3, B5, B6 Optional rubber boot sealing

**HDW4 15/32 IN. NUTS**



Supplied standard with B13 bushing

**HDW12 LOCK WASHER**



Supplied standard with B13 bushing

**HDW15 LOCKING RING**



Supplied standard

**HDW16 LOCKING RING**



Supplied with B5 bushing

**HDW17 LOCKING RING**



Supplied with B13 bushing

## Данный компонент на территории Российской Федерации

### Вы можете приобрести в компании MosChip.

Для оперативного оформления запроса Вам необходимо перейти по данной ссылке:

<http://moschip.ru/get-element>

Вы можете разместить у нас заказ для любого Вашего проекта, будь то серийное производство или разработка единичного прибора.

В нашем ассортименте представлены ведущие мировые производители активных и пассивных электронных компонентов.

Нашей специализацией является поставка электронной компонентной базы двойного назначения, продукции таких производителей как XILINX, Intel (ex.ALTERA), Vicor, Microchip, Texas Instruments, Analog Devices, Mini-Circuits, Amphenol, Glenair.

Сотрудничество с глобальными дистрибьюторами электронных компонентов, предоставляет возможность заказывать и получать с международных складов практически любой перечень компонентов в оптимальные для Вас сроки.

На всех этапах разработки и производства наши партнеры могут получить квалифицированную поддержку опытных инженеров.

Система менеджмента качества компании отвечает требованиям в соответствии с ГОСТ Р ИСО 9001, ГОСТ РВ 0015-002 и ЭС РД 009

### Офис по работе с юридическими лицами:

105318, г.Москва, ул.Щербаковская д.3, офис 1107, 1118, ДЦ «Щербаковский»

Телефон: +7 495 668-12-70 (многоканальный)

Факс: +7 495 668-12-70 (доб.304)

E-mail: [info@moschip.ru](mailto:info@moschip.ru)

Skype отдела продаж:

moschip.ru

moschip.ru\_4

moschip.ru\_6

moschip.ru\_9