



har-flexicon terminal block horizontal, screwing, SMC



General information

| | | PCB Terminal Block | | | | |
|---|------|--|------------------------------|------------------------------|----------------|----------------|
| Design | Type | 3,50/3,81 TTSH | 5,00 TTSH 1,5mm ² | 5,00 TTSH 2,5mm ² | 10,16 TTSH | 15,00 TTSH |
| Part numbers | | 1402xx14402xxx 1402xx15402xxx | 1402xx16402xxx | 1402xx16404xxx | 1402xx25402xxx | 1402xx27402xxx |
| Contact pitch | | 3,5 mm/3,81mm | 5mm | 5,08mm | 10,16mm | 15mm |
| No. of contacts | | 2 - 12 poles | 2 - 12 poles | 2 - 8 poles | 2 - 4 poles | 2 - 4 poles |
| Rated surge voltage (II/2) ¹⁾ | | 2,5 kV | 4 kV | 4 kV | 8 kV | 8 kV |
| Rated surge voltage (III/2) ¹⁾ | | 2,5 kV | 4 kV | 4 kV | 8 kV | 8 kV |
| Rated surge voltage (III/3) ¹⁾ | | 2,5 kV | 4 kV | 4 kV | 8 kV | 8 kV |
| Rated Voltage | | 300 V | 300 V | 300 V | 600 V | 600 V |
| Rated voltage (II/2) ¹⁾ | | 300 V | 600 V | 600 V | 1000 V | 1000 V |
| Rated voltage (III/2) ¹⁾ | | 150 V | 300 V | 300 V | 1000 V | 1000 V |
| Rated voltage (III/3) ¹⁾ | | 150 V | 220 V | 300 V | 1000 V | 1000 V |
| Working current | | 12 A | 13,5 A | 17,5 A | 60 A | 135 A |
| Usegroup B, rated voltage / current | | 300 V / 12 A | 300 V / 13,5 A | 300 V / 17,5 A | 300 V / 60 A | 600 V / 135 A |
| Usegroup C, rated voltage / current | | - / - | - / - | - / - | 300 V / 60 A | 600 V / 135 A |
| Usegroup D, rated voltage / current | | 300 V / 12 A | 300 V / 13,5 A | 300 V / 17,5 A | 600 V / 5 A | - / - |
| Contact resistance | | max. 15 mOhm | | | | |
| Insulation resistance | | min. 10 ⁹ Ohm (500 V DC) | | | | |
| Temperature range | | -40°C ... +110°C | | | | |
| Termination technology | | THR/SMC Reflow | | | | |
| PCB thickness | | - | - | - | max. 2,4mm | max. 2,4mm |
| Insertion force | | n.a | | | | |
| Withdrawal force | | n.a | | | | |
| Hot plugging | | No | | | | |
| Mechanical Shock IEC 61373 (05/10) | | 5 g, 30 ms, 5 shocks/axis and each direction no contact disturbance >= 1µs | | | | |
| Random Vibration IEC 61373 (05/10) | | Cat 1 class B 5,72m/s ² no contact disturbance >= 1µs | | | | |
| RoHS - compliant | | Yes | | | | |
| UL file | | E314677 | | | | |

Isulator material

| | |
|------------------------------------|---------------|
| Material | PA/PPA |
| Color | black |
| UL classification | UL 94-V0 |
| Material group acc. to IEC 60664-1 | I (CTI > 600) |

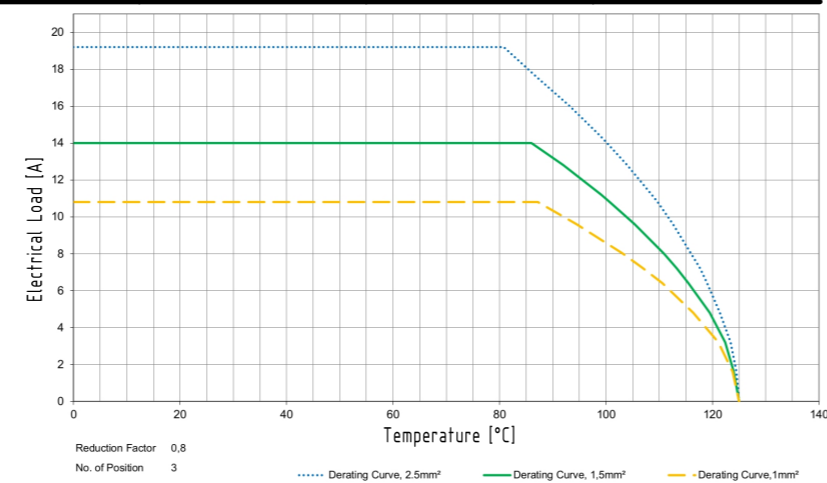
Contact material

| | |
|--------------------------|--------------|
| Contact material | Copper alloy |
| Plating termination zone | Sn |
| Plating contact zone | Ni |

Derating

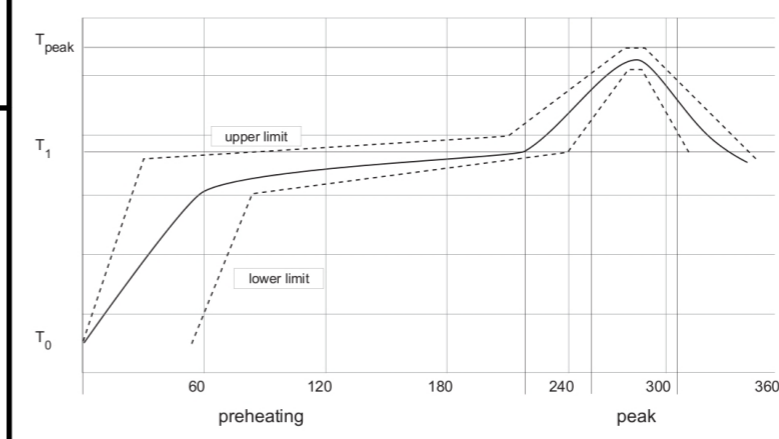
The current carrying capacity is limited by maximum temperature of materials for inserts and contacts including terminals.
The current capacity curve is valid for continuous, non interrupted current loaded contacts of connectors when simultaneous power on all contacts is given, without exceeding the maximum temperature.

Control and test procedures according to DIN IEC 60512-5



¹⁾(overvoltage cat. / pollution degree)

Soldering instructions for lead-free tin soldering



| | | |
|------------|-------------------|-------------------------------------|
| preheating | T ₀ | 25°C (77°F) |
| | T ₁ | from 150°C (302°F) to 190°C (374°F) |
| | time | from 150s to 180s |
| | gradient | 1,5°C/s (34°F/s) |
| peak | T _{peak} | from 260°C (500°F) to 275°C (527°F) |
| | time | from 10s to 30s |

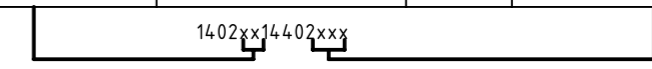
har-flexicon SMC products with pure tin plated pins without lead, can be soldered by a lead-free reflow process, with a peak temperature till 275°C/527°F according to the related profile.

Cable connection

| Type | 3,50/3,81 TTSH | 5,00 TTSH 1,5mm ² | 5,08 TTSH 2,5mm ² | 10,16 TTSH | 15,00 TTSH |
|--|----------------------------------|------------------------------|------------------------------|---------------------|---------------------|
| Part numbers | 1402xx14402xxx 1402xx15402xxx | 1402xx16402xxx | 1402xx16404xxx | 1402xx25402xxx | 1402xx27402xxx |
| Conductor size AWG max | 16 AWG | 16 AWG | 12 AWG | 6 AWG | 1 AWG |
| Conductor size AWG min | 28 AWG | 30 AWG | 30 AWG | 20 AWG | 20 AWG |
| Conductor size solid max | 1,5 mm ² | 1,5 mm ² | 2,5 mm ² | 16 mm ² | 35 mm ² |
| Conductor size solid min | 0,05 mm ² | 0,05 mm ² | 0,05 mm ² | 0,5 mm ² | 0,5 mm ² |
| Conductor size stranded max | 1 mm ² | 1,0 mm ² | 2,5 mm ² | 10 mm ² | 25 mm ² |
| Conductor size stranded min | 0,05 mm ² | 0,05 mm ² | 0,05 mm ² | 0,5 mm ² | 0,5 mm ² |
| Conductor size stranded for end sleeve | | | | | |
| Stripping length max | 6 mm | 6 mm | 6,5 mm | 11,5 mm | 18 mm |
| Stripping length min | 5 mm | 5 mm | 5,5 mm | 10,5 mm | 18 mm |
| Screw thread | M2 | M3 | M3 | M4 | M5 |
| Tightening Torque max | 0,25 Nm | 0,6 Nm | 0,6 Nm | 1,5 Nm | 2,5 Nm |
| Tightening Torque min | 0,20 Nm | 0,5 Nm | 0,5 Nm | 1,2 Nm | 2,1 Nm |

Packging unit

| types 3.50/3.81/5.00/5.08 TTSH | | | | | |
|--------------------------------|-------------------|----------|-----|-------------|---------|
| Type of packaging | No. of poles (xx) | Quantity | MOQ | Index (xxx) | Remark |
| tropical bag | 2 - 3 | 100 | 100 | 000 | |
| tropical bag | 4 - 5 | 75 | 75 | 000 | |
| tropical bag | 6 - 12 | 50 | 50 | 000 | |
| box | 2 - 12 | 1 | 1 | 333 | samples |
| type 10.16 TTSH | | | | | |
| tropical bag | 2 - 3 | 50 | 50 | 000 | |
| tropical bag | 4 | 40 | 40 | 000 | |
| box | 2 - 4 | 1 | 1 | 333 | sample |
| type 15.00 TTSH | | | | | |
| tropical bag | 2 | 50 | 50 | 000 | |
| tropical bag | 3 | 40 | 40 | 000 | |
| tropical bag | 4 | 30 | 30 | 000 | |
| box | 2 - 4 | 1 | 1 | 333 | sample |



| | | | | |
|--|--|-----------------------|-----------------------|--|
| | All Dimensions in mm Original Size DIN A3 | Scale 1:1 | Free size tol. | Ref. |
| | All rights reserved Department EC PD - CN | Created by ZHUANGJ | Inspected by LUOK | Standardisation HOFFMANN |
| Title har-flexicon terminal block horizontal, screwing, SMC | | | | Date 2017-12-15 |
| State Final Release | | | | Doc-Key / ECM-Nr. 100542555/UGD/001/E 500000129104 |
| HARTING Electronics GmbH D-32339 Espelkamp | | Type DS | Number 14027301801 | Rev. E |
| | | | | Page 1/1 |

Mouser Electronics

Authorized Distributor

Click to View Pricing, Inventory, Delivery & Lifecycle Information:

HARTING:

[14020816402000](#) [14021016402000](#) [14020216404000](#) [14020316402000](#) [14020316404000](#) [14020414402000](#)
[14020416404000](#) [14020516404000](#) [14021214402000](#) [14020416402000](#) [14020516402000](#) [14020814402000](#)
[14020216402000](#) [14020616402000](#) [14021014402000](#) [14020214402000](#) [14020314402000](#) [14020614402000](#)
[14021216402000](#)

Данный компонент на территории Российской Федерации

Вы можете приобрести в компании MosChip.

Для оперативного оформления запроса Вам необходимо перейти по данной ссылке:

<http://moschip.ru/get-element>

Вы можете разместить у нас заказ для любого Вашего проекта, будь то серийное производство или разработка единичного прибора.

В нашем ассортименте представлены ведущие мировые производители активных и пассивных электронных компонентов.

Нашей специализацией является поставка электронной компонентной базы двойного назначения, продукции таких производителей как XILINX, Intel (ex.ALTERA), Vicor, Microchip, Texas Instruments, Analog Devices, Mini-Circuits, Amphenol, Glenair.

Сотрудничество с глобальными дистрибьюторами электронных компонентов, предоставляет возможность заказывать и получать с международных складов практически любой перечень компонентов в оптимальные для Вас сроки.

На всех этапах разработки и производства наши партнеры могут получить квалифицированную поддержку опытных инженеров.

Система менеджмента качества компании отвечает требованиям в соответствии с ГОСТ Р ИСО 9001, ГОСТ РВ 0015-002 и ЭС РД 009

Офис по работе с юридическими лицами:

105318, г.Москва, ул.Щербаковская д.3, офис 1107, 1118, ДЦ «Щербаковский»

Телефон: +7 495 668-12-70 (многоканальный)

Факс: +7 495 668-12-70 (доб.304)

E-mail: info@moschip.ru

Skype отдела продаж:

moschip.ru

moschip.ru_4

moschip.ru_6

moschip.ru_9