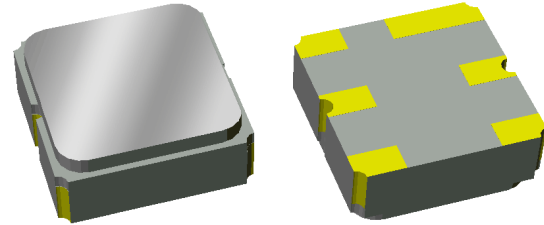


856880


1880 MHz SAW Filter

Applications

- General purpose wireless
- Wireless infrastructure
- Base Station applications



Product Features

- Usable bandwidth 60 MHz
- Low Loss
- Excellent power handling
- Single-ended operation
- No matching required for operation at 50Ω
- Small Size: 3.00 x 3.00 x 1.22 mm
- Ceramic Surface Mount Package (SMP)
- Hermetically Sealed
- RoHS compliant, Pb-free 

General Description

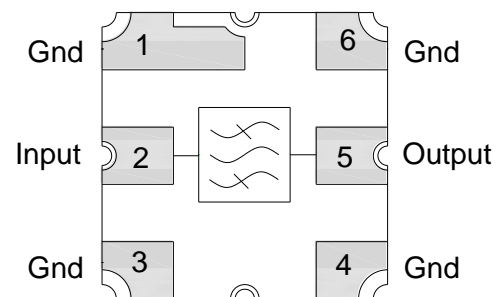
856880 is a general purpose Uplink filter for Band 2. This filter was specifically designed in a 3x3mm hermetic package for base station applications and is part of our wide portfolio of RF filters in the same package.

Low insertion loss, coupled with low amplitude variation and high attenuation makes this filter a natural choice for our customers uplink RF filtering needs.

No matching components are required, making filter implementation easy.

Functional Block Diagram

Top view



Pin Configuration

Pin # SE	Description
2	Input
5	Output
1,3,4,6	Case Ground

Ordering Information

Part No.	Description
856880	packaged part
856880-EVB	evaluation board

Standard T/R size = 5000 units/reel.

Specifications

Electrical Specifications ⁽¹⁾

Specified Temperature Range: ⁽²⁾ -30 to +85 °C

Parameter ⁽³⁾	Conditions	Min	Typical ⁽⁴⁾	Max	Units
Center Frequency		-	1880	-	MHz
Maximum Insertion Loss	1850 – 1910 MHz	-	2.3	3.0	dB
Amplitude Variation	1850 – 1910 MHz	-	0.5	1.0	dB p-p
Amplitude Variation over any 5MHz window	1850 – 1910 MHz	-	0.2	0.8	dB p-p
Phase Ripple	1850 – 1910 MHz	-	12	30	deg p-p
Group Delay Variation	1850 – 1910 MHz	-	7.7	25	ns p-p
Absolute Group Delay	1850 – 1910 MHz	-	10	30	ns
Relative Attenuation ⁽⁵⁾	50 – 110 MHz	35	55.5	-	dB
	300 – 400 MHz	35	45.0	-	dB
	920 – 965 MHz	35	41.0	-	dB
	965 – 1300 MHz	25	40.5	-	dB
	1300 – 1635 MHz	25	37.0	-	dB
	1635 – 1665 MHz	25	37.7	-	dB
	1665 – 1730 MHz	25	34.7	-	dB
	1730 – 1790 MHz	10	19.7	-	dB
	2030 – 2090 MHz	20	25.2	-	dB
	2573 – 2621 MHz	30	34.2	-	dB
	4074 – 4162 MHz	20	31.0	-	dB
	4791 – 4879 MHz	18	23.0	-	dB
Input/output VSWR	1850 – 1910 MHz	-	1.75	2:1	-
Source Impedance ⁽⁶⁾	Single-ended	-	50	-	Ω
Load Impedance ⁽⁶⁾	Single-ended	-	50	-	Ω

Notes:

- All specifications are based on the TriQuint schematic shown on page 3
- In production, devices will be tested at room temperature to a guardbanded specification to ensure electrical compliance over temperature
- Electrical margin has been built into the design to account for the variations due to temperature drift and manufacturing tolerances
- Typical values are based on average measurements at room temperature, unless otherwise noted
- Relative to maximum insertion loss in passband
- This is the optimum impedance in order to achieve the performance shown

Absolute Maximum Ratings

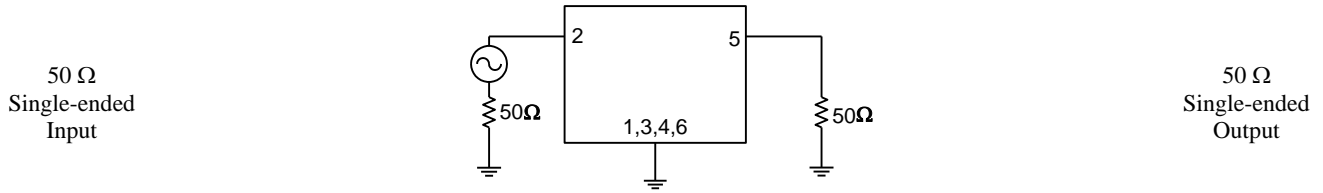
Parameter	Rating
Operable Temperature	-40 to +85 °C
Storage Temperature	-40 to +85 °C
Input Power ⁽⁷⁾	+22 dBm

- Input Power is targeted for an applied CW modulated RF in the 1850 – 1910 MHz band at 55 °C for a minimum of 125 hrs

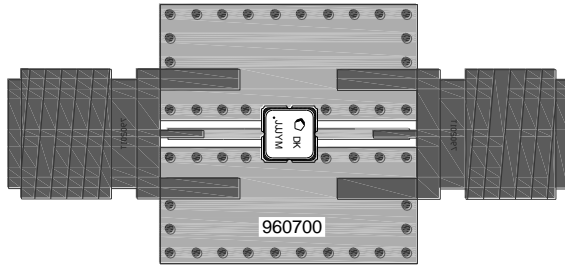
Operation of this device outside the parameter ranges given above may cause permanent damage.

Reference Design

Schematic



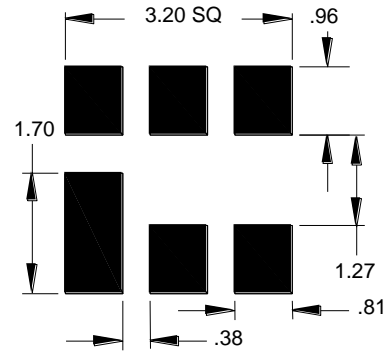
PC Board



Notes:

- Top, middle & bottom layers: 1 oz copper
- Substrates: FR4 dielectric, .031" thick
- Finish plating: Nickel: 3-8μm thick, Gold: .03-.2μm thick
- Hole plating: Copper min .0008μm thick

Mounting Configuration



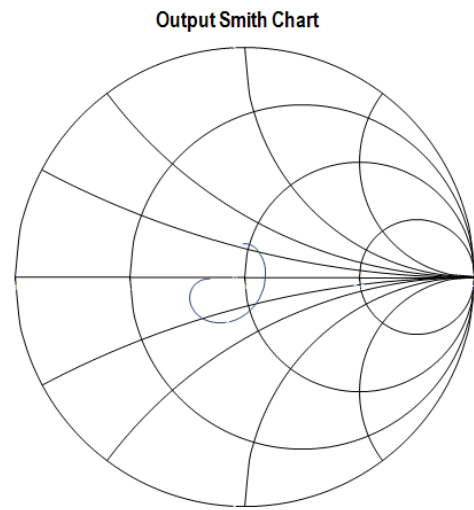
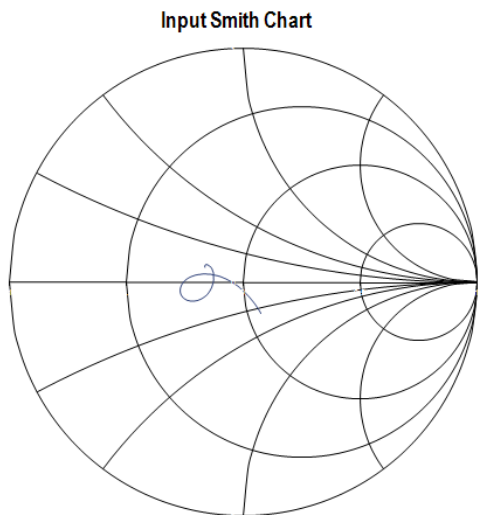
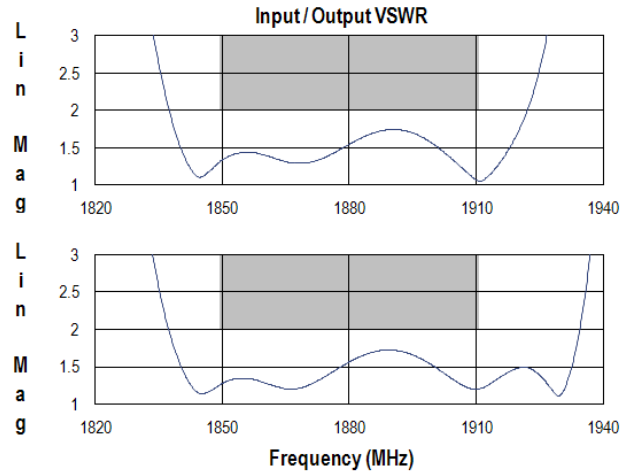
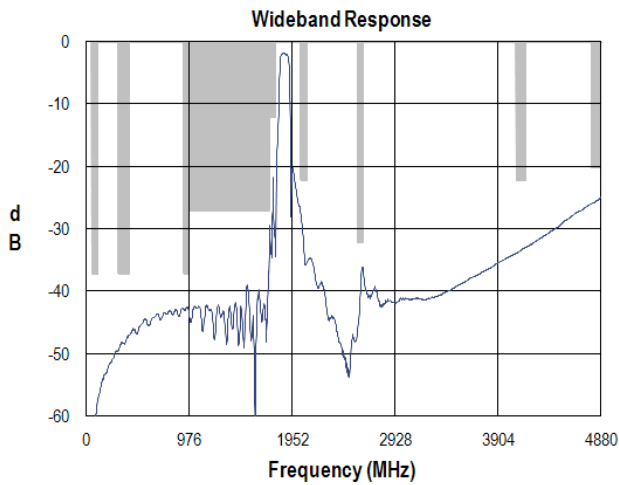
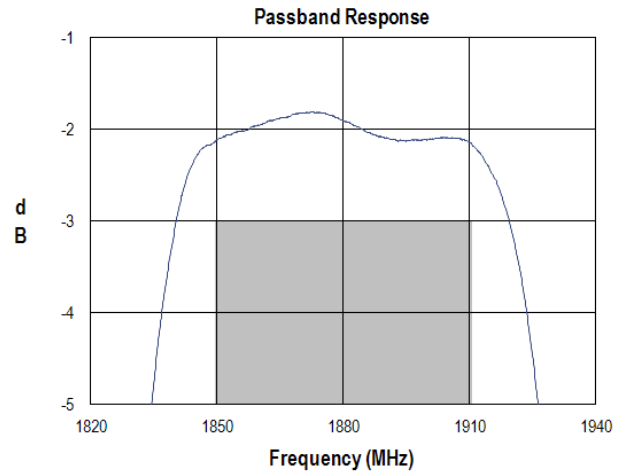
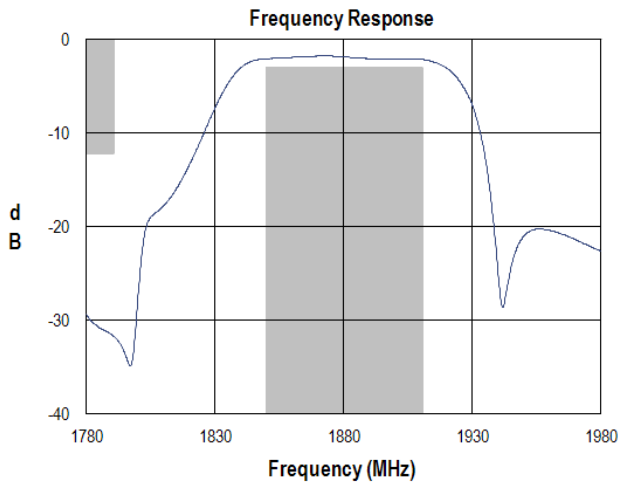
Notes:

1. All dimensions are in millimeters.
2. This footprint represents a recommendation only.

Bill of Material

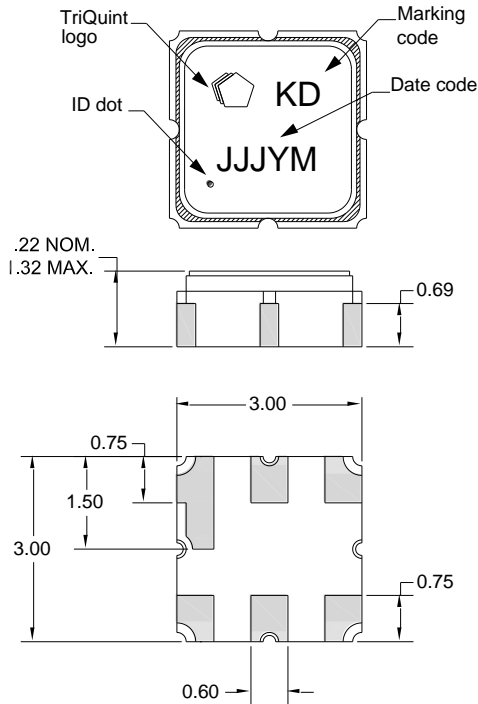
Reference Desg.	Value	Description	Manufacturer	Part Number
SMA	N/A	SMA connector	Radiall USA Inc.	9602-1111-018
PCB	N/A	3-layer	multiple	960700

Typical Performance (at room temperature)



Mechanical Information

Package Information, Dimensions and Marking



Package Style: SMP-12A
 Dimensions: 3.00 x 3.00 x 1.22 mm

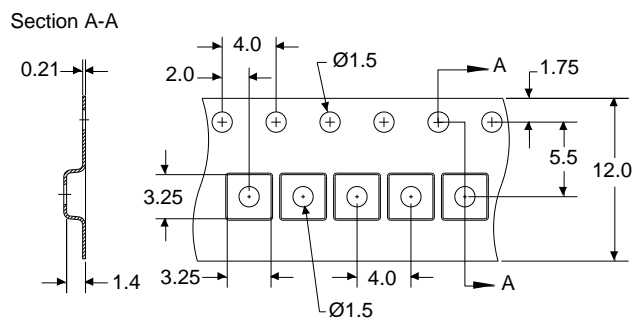
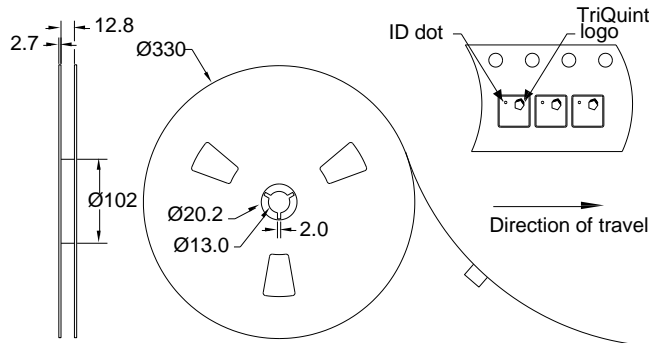
Body: Al_2O_3 ceramic
 Lid: Kovar, Ni plated
 Terminations: Au plating 0.5 - 1.0 μ m, over a 2-6 μ m Ni plating

All dimensions shown are nominal in millimeters
 All tolerances are ± 0.15 mm except overall length and width ± 0.10 mm

The date code consists of: day of the current year (Julian, 3 digits), Y = last digit of the year, and M = manufacturing site code

Tape and Reel Information

Standard T/R size = 5000 units/reel. All dimensions are in millimeters



856880

1880 MHz SAW Filter

Product Compliance Information

ESD Information



Caution! ESD-Sensitive Device

ESD Rating: 0

Value: Passes $\geq 50V$ min.
Test: Human Body Model (HBM)
Standard: JEDEC Standard JESD22-A114

ESD Rating: A

Value: Passes $\geq 50V$ min.
Test: Machine Model (MM)
Standard: JEDEC Standard JESD22-A115

MSL Rating

Devices are Hermetic, therefore MSL is not applicable

Solderability

Compatible with the latest version of J-STD-020, lead free solder, 260°C

Refer to [Soldering Profile](#) for recommended guidelines.

This part is compliant with EU 2002/95/EC RoHS directive (Restrictions on the Use of Certain Hazardous Substances in Electrical and Electronic Equipment).

This product also has the following attributes:

- Halogen Free (Chlorine, Bromine)
- Antimony Free
- TBBP-A (C₁₅H₁₂Br₄O₂) Free
- PFOS Free
- SVHC Free

Contact Information

For the latest specifications, additional product information, worldwide sales and distribution locations, and information about TriQuint:

Web: www.triquint.com
Email: info-sales@tqs.com

Tel: +1.407.886.8860
Fax: +1.407.886.7061

For technical questions and application information:

Email: flapplication.engineering@tqs.com

Important Notice

The information contained herein is believed to be reliable. TriQuint makes no warranties regarding the information contained herein. TriQuint assumes no responsibility or liability whatsoever for any of the information contained herein. TriQuint assumes no responsibility or liability whatsoever for the use of the information contained herein. The information contained herein is provided "AS IS, WHERE IS" and with all faults, and the entire risk associated with such information is entirely with the user. All information contained herein is subject to change without notice. Customers should obtain and verify the latest relevant information before placing orders for TriQuint products. The information contained herein or any use of such information does not grant, explicitly or implicitly, to any party any patent rights, licenses, or any other intellectual property rights, whether with regard to such information itself or anything described by such information.

TriQuint products are not warranted or authorized for use as critical components in medical, life-saving, or life-sustaining applications, or other applications where a failure would reasonably be expected to cause severe personal injury or death.

Данный компонент на территории Российской Федерации

Вы можете приобрести в компании MosChip.

Для оперативного оформления запроса Вам необходимо перейти по данной ссылке:

<http://moschip.ru/get-element>

Вы можете разместить у нас заказ для любого Вашего проекта, будь то серийное производство или разработка единичного прибора.

В нашем ассортименте представлены ведущие мировые производители активных и пассивных электронных компонентов.

Нашей специализацией является поставка электронной компонентной базы двойного назначения, продукции таких производителей как XILINX, Intel (ex.ALTERA), Vicor, Microchip, Texas Instruments, Analog Devices, Mini-Circuits, Amphenol, Glenair.

Сотрудничество с глобальными дистрибьюторами электронных компонентов, предоставляет возможность заказывать и получать с международных складов практически любой перечень компонентов в оптимальные для Вас сроки.

На всех этапах разработки и производства наши партнеры могут получить квалифицированную поддержку опытных инженеров.

Система менеджмента качества компании отвечает требованиям в соответствии с ГОСТ Р ИСО 9001, ГОСТ РВ 0015-002 и ЭС РД 009

Офис по работе с юридическими лицами:

105318, г.Москва, ул.Щербаковская д.3, офис 1107, 1118, ДЦ «Щербаковский»

Телефон: +7 495 668-12-70 (многоканальный)

Факс: +7 495 668-12-70 (доб.304)

E-mail: info@moschip.ru

Skype отдела продаж:

moschip.ru

moschip.ru_4

moschip.ru_6

moschip.ru_9