



## Main

Range of product	Zelio Time
Product or component type	Miniature timing relay
Fixing mode	Plug-in socket
Discrete output type	Relay
Contacts type and composition	2 C/O
Component name	REXL
Time delay type	A
Time delay range	0.1...1 s 1...10 h 1...10 min 1...10 s 10...100 h 6...60 min 6...60 s

## Complementary

Contacts material	Cadmium free
[Us] rated supply voltage	12 V DC
Voltage range	0.9...1.1 Us
[In] rated current	5 A AC
Repeat accuracy	+/- 0.5 %
Setting accuracy of time delay	10 % at full scale at 25 °C conforming to EN/IEC 61812-1
Temperature drift	0.05 %/°C
Reset time	250 ms after time delay, on de-energisation 50 ms during time delay, on de-energisation
Voltage drift	+/- 0.2 %/V
Maximum switching capacity	4 x 5 A
Temporary permissible current	10 A for < 10 s
Minimum switching current	100 mA
Electrical durability	100000 cycles at 250 V AC resistive
Mechanical durability	10000000 cycles
Power consumption in W	1.5 W
[Ui] rated insulation voltage	250 V conforming to IEC 255 Group C 250 V conforming to VDE 0010
Output overvoltage protection	2 J
Surge withstand	2 kV conforming to EN/IEC 61000-4-5 level 3
Creepage distance	4 kV/3 conforming to IEC 60664-1
Local signalling	1 LED red output in operation 1 LED yellow power ON
Product weight	0.11 lb(US) (0.05 kg)

## Environment

immunity to microbreaks	<= 5 ms
dielectric strength	2 kV 1 mA/1 minute 50 Hz conforming to EN/IEC 60601-1 2 kV 1 mA/1 minute 50 Hz conforming to EN/IEC 61812-1
standards	73/23/EEC 89/336/EEC 93/68/EEC EN 50081-2 EN 61000-6-2 EN/IEC 60601-1 EN/IEC 60601-2 EN/IEC 61812-1

The information provided in this documentation contains general descriptions and/or technical characteristics of the products contained herein. This documentation is not intended as a substitute for and is not to be used for determining suitability or reliability of these products for specific user applications. It is the duty of any such user or integrator to perform the appropriate and complete risk analysis, evaluation and testing of the products with respect to the relevant specific application or use thereof. Neither Schneider Electric Industries SAS nor any of its affiliates or subsidiaries shall be responsible or liable for misuse of the information contained herein.

product certifications	CUL UL
ambient air temperature for operation	-4...140 °F (-20...60 °C)
ambient air temperature for storage	-40...158 °F (-40...70 °C)
IP degree of protection	IP50 conforming to IEC 60529
vibration resistance	0.35 mm (f = 10...55 Hz) conforming to IEC 60068-2-6
relative humidity	95 % without condensation conforming to IEC 60068-2-6
resistance to electrostatic discharge	6 kV (in contact) conforming to EN/IEC 61000-4-2 level 3 8 kV (in air) conforming to EN/IEC 61000-4-2 level 3
resistance to electromagnetic fields	9.14 V/yd (10 V/m) conforming to EN/IEC 61000-4-3 level 3
resistance to fast transients	2 kV conforming to EN/IEC 61000-4-4 level 3
immunity to radioelectric fields	10 V (0.15...80 MHz) conforming to EN/IEC 61000-4-6 level 3
immunity to voltage dips	>= 95 % / 1 s conforming to EN/IEC 61000-4-11 30 % / 10 ms conforming to EN/IEC 61000-4-11 60 % / 100 ms conforming to EN/IEC 61000-4-11
disturbance radiated/conducted	Class B conforming to EN 55022 (EN 55011 group 1)

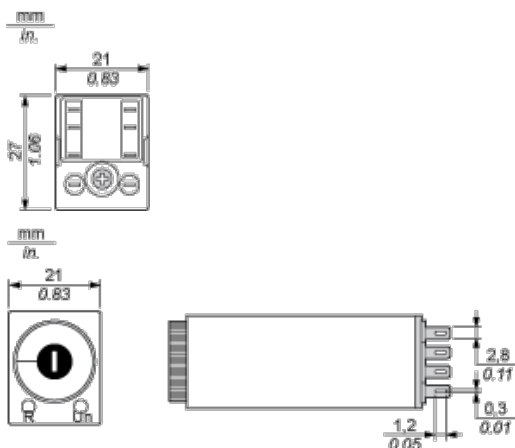
## Offer Sustainability

WARNING: This product can expose you to chemicals including:	WARNING: This product can expose you to chemicals including:
Nickel compounds, which is known to the State of California to cause cancer, and	Nickel compounds, which is known to the State of California to cause cancer, and
Di-isodecyl phthalate (DIDP), which is known to the State of California to cause birth defects or other reproductive harm.	Di-isodecyl phthalate (DIDP), which is known to the State of California to cause birth defects or other reproductive harm.
For more information go to <a href="http://www.p65warnings.ca.gov">www.p65warnings.ca.gov</a>	For more information go to <a href="http://www.p65warnings.ca.gov">www.p65warnings.ca.gov</a>

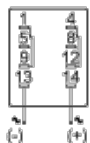
## Contractual warranty

Warranty period	18 months
-----------------	-----------

## Width 21 mm



## Terminal Referencing

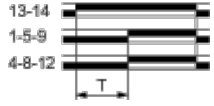


## Function A : Power on Delay Relay

### Description

The timing period T begins on energisation. After timing, the outputs close.

2 Timed C/O Contacts



**Legend**

□ Relay de-energised

■ Relay energised

□ Output open

■ Output closed

R Relay output

T Timing period

## Данный компонент на территории Российской Федерации

### Вы можете приобрести в компании MosChip.

Для оперативного оформления запроса Вам необходимо перейти по данной ссылке:

<http://moschip.ru/get-element>

Вы можете разместить у нас заказ для любого Вашего проекта, будь то серийное производство или разработка единичного прибора.

В нашем ассортименте представлены ведущие мировые производители активных и пассивных электронных компонентов.

Нашей специализацией является поставка электронной компонентной базы двойного назначения, продукции таких производителей как XILINX, Intel (ex.ALTERA), Vicor, Microchip, Texas Instruments, Analog Devices, Mini-Circuits, Amphenol, Glenair.

Сотрудничество с глобальными дистрибьюторами электронных компонентов, предоставляет возможность заказывать и получать с международных складов практически любой перечень компонентов в оптимальные для Вас сроки.

На всех этапах разработки и производства наши партнеры могут получить квалифицированную поддержку опытных инженеров.

Система менеджмента качества компании отвечает требованиям в соответствии с ГОСТ Р ИСО 9001, ГОСТ РВ 0015-002 и ЭС РД 009

### Офис по работе с юридическими лицами:

105318, г.Москва, ул.Щербаковская д.3, офис 1107, 1118, ДЦ «Щербаковский»

Телефон: +7 495 668-12-70 (многоканальный)

Факс: +7 495 668-12-70 (доб.304)

E-mail: [info@moschip.ru](mailto:info@moschip.ru)

Skype отдела продаж:

moschip.ru

moschip.ru\_4

moschip.ru\_6

moschip.ru\_9