


## XGD Series



### Equivalent Circuits

#### 0402 and 0603 Devices



### Product Characteristics

Part Number	Lines Protected	Component Package	Available as Halogen-Free
XGD10402	1	0402	Yes
XGD10603	1	0603	Yes

### Electrical Characteristics

Specification	XGD10402	XGD10603	Notes
ESD Capability: IEC 61000-4-2 Contact Discharge (typical) IEC 61000-4-2 Air Discharge (typical)	30kV 30kV	30kV 30kV	The ESD capability measured by direct and air discharge method is subject to testing equipment and conditions. Numerous factors could affect the reliability and reproducibility of the direct and air discharge test results.
Trigger Voltage Clamping Voltage (typical)	250V 40V	400V 40V	Measured per IEC 61000-4-2 8kV Direct Discharge Method
Trigger Voltage (typical) Clamping Voltage (typical)	150V 40V	300V 28V	Measured using 500V TLP Direct Discharge Method
Rated Voltage (maximum)	24V max	32V max	
Capacitance (typical)	0.04 pF	0.09 pF	Measured at 250MHz
Response Time	<1nS	<1nS	
Leakage Current (typical)	<1nA @24V	<1nA @24V	
ESD Pulse Withstand	1000 pulses min	1000 pulses min	Some shifting in characteristics may occur when tested over multiple pulses at a very rapid rate

Note:

1. Testing performed on Littelfuse test setup as described in Typical Test Setup Section on page 4 of this document.

### Description

XTREME-GUARD™ ESD Suppressors protect sensitive electronic equipment against extreme ESD conditions, in very small 0402 and 0603 footprints. This series product is specifically designed to suppress fast-rising ESD transients up to 30kV while adding virtually no capacitance to the circuit, which helps preserve signal integrity and minimize data loss. It is designed as RoHS compliant, halogen free, and Pb free.

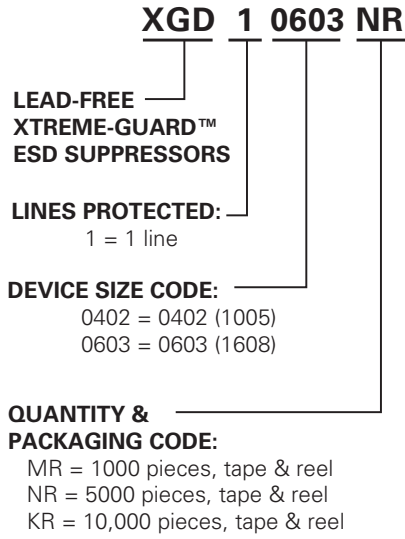
### Features

- High ESD Rating up to 30kV Contact/Air Discharge
- RoHS compliant, lead-free and halogen-free
- Ultra-low capacitance
- Low leakage current
- Fast response time
- Bi-directional
- Withstands multiple ESD strikes
- Compatible with pick-and-place processes
- Available in 1000, 5000, and 10000 piece reels (EIA-RS481)
- High rated voltage up to 32V maximum
- High operating temperature at 125°C

### Applications

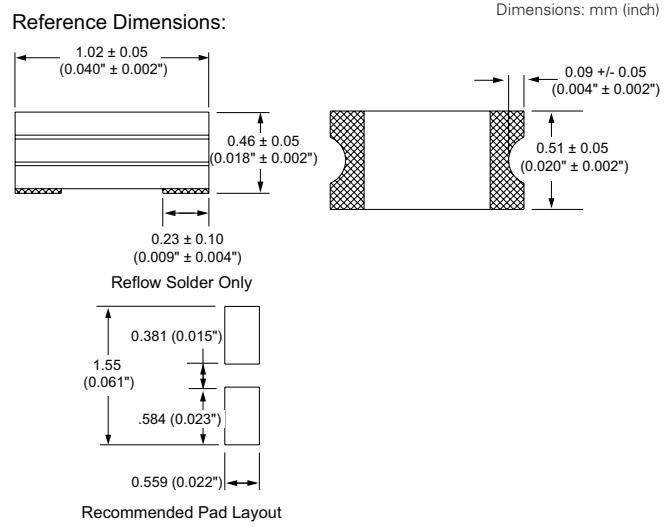
- Wearable Devices
- Notebooks/Laptops/PCs
- Gaming Consoles
- Smart TVs
- Smart Phones
- Tablets
- Set Top Boxes
- Networking and Wireless Hardware
- Stationary and Portable Medical Devices

**Part Numbering System**

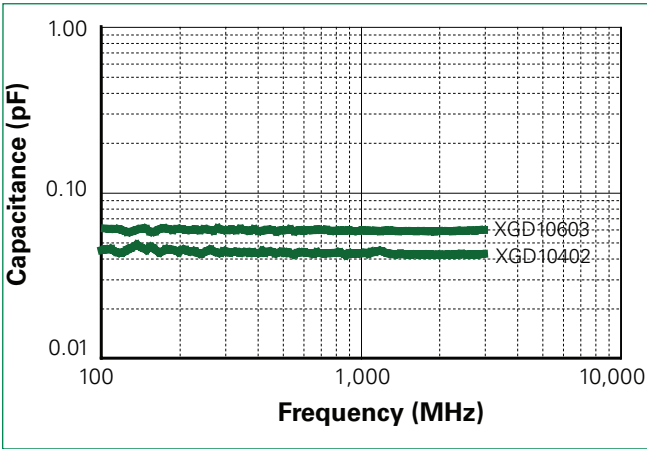


**Dimensions**

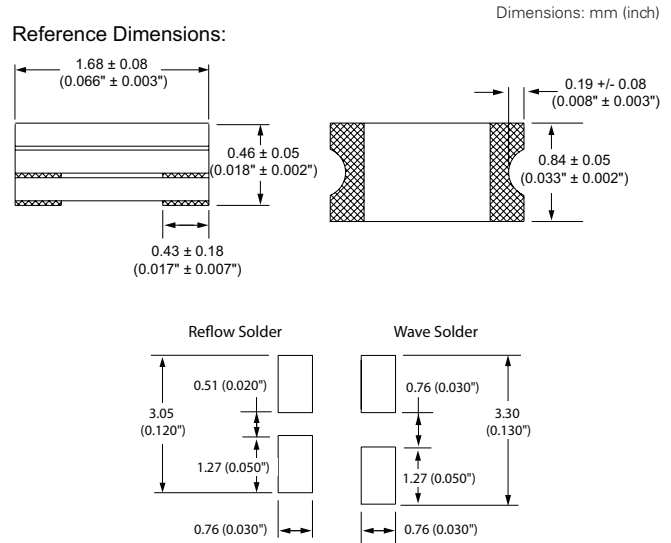
**0402 Device**



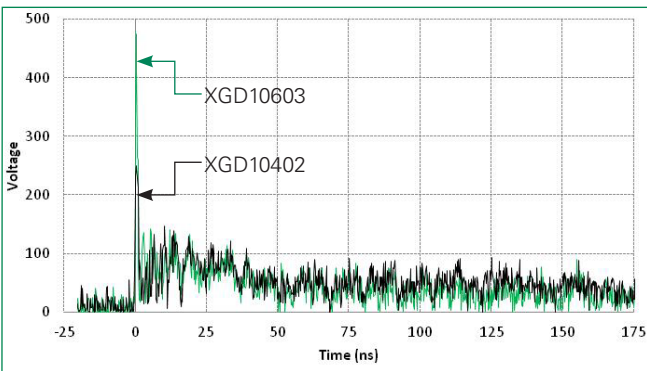
**Typical Device Capacitance**



**0603 Device**



**Typical ESD Response**



### Physical Specifications

<b>Materials</b>	Body: Glass Epoxy Terminations: Copper/Nickel/Tin
<b>Solderability</b>	MIL-STD-202, Method 208
<b>Soldering Parameters</b>	Wave solder - 260°C, 10 seconds maximum Reflow solder - 260°C, 30 seconds maximum

### Design Consideration

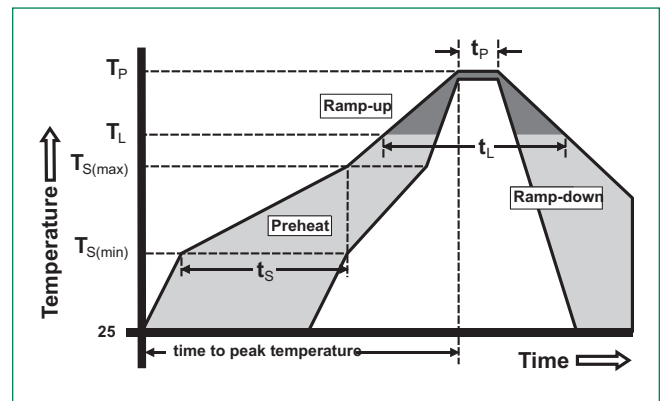
Because of the fast rise-time of the ESD transient, proper placement of XTREME-GUARD™ suppressors are a key design consideration to achieving optimal ESD suppression. The devices should be placed on the circuit board as close to the source of the ESD transient as possible. Install XTREME-GUARD™ suppressors (connected from signal/data line to ground) directly behind the connector so that they are the first board-level circuit component encountered by the ESD transient.

### Environmental Specifications

<b>Operating Temperature</b>	-65°C to +125°C
<b>Moisture Resistance</b>	0402 and 0603 series: 85°C, 85% RH, 1000 hours 40°C, 95% RH, 1000 hours
<b>Thermal Shock</b>	MIL-STD-202, Method 107, -65°C to 125°C, 30 min. cycle, 10 cycles
<b>Vibration</b>	MIL-STD-202, Method 201, (10 to 55 to 10 Hz, 1 min. cycle, 2 hrs each in X-Y-Z)
<b>Chemical Resistance</b>	MIL-STD-202, Method 215
<b>Solder Leach Resistance and Terminal Adhesion</b>	IPC/EIA J-STD-002

### Soldering Parameters

<b>Reflow Condition</b>	Pb – Free assembly	
<b>Pre Heat</b>	- Temperature Min ( $T_{s(min)}$ )	150°C
	- Temperature Max ( $T_{s(max)}$ )	200°C
	- Time (min to max) ( $t_s$ )	60 – 180 seconds
<b>Average ramp up rate (Liquidus Temp (<math>T_L</math>) to peak)</b>	3°C/second max	
<b><math>T_{s(max)}</math> to <math>T_L</math> - Ramp-up Rate</b>	3°C/second max	
<b>Reflow</b>	- Temperature ( $T_L$ ) (Liquidus)	217°C
	- Temperature ( $t_L$ )	60 – 150 seconds
<b>Peak Temperature (<math>T_p</math>)</b>	260°C	
<b>Time within 5°C of actual peak Temperature (<math>t_p</math>)</b>	10 – 30 seconds	
<b>Ramp-down Rate</b>	6°C/second max	
<b>Time 25°C to peak Temperature (<math>T_p</math>)</b>	8 minutes max	

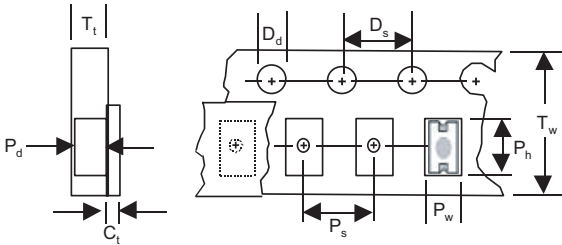


Based on IPC/JEDEC J-STD-020

**Packaging**

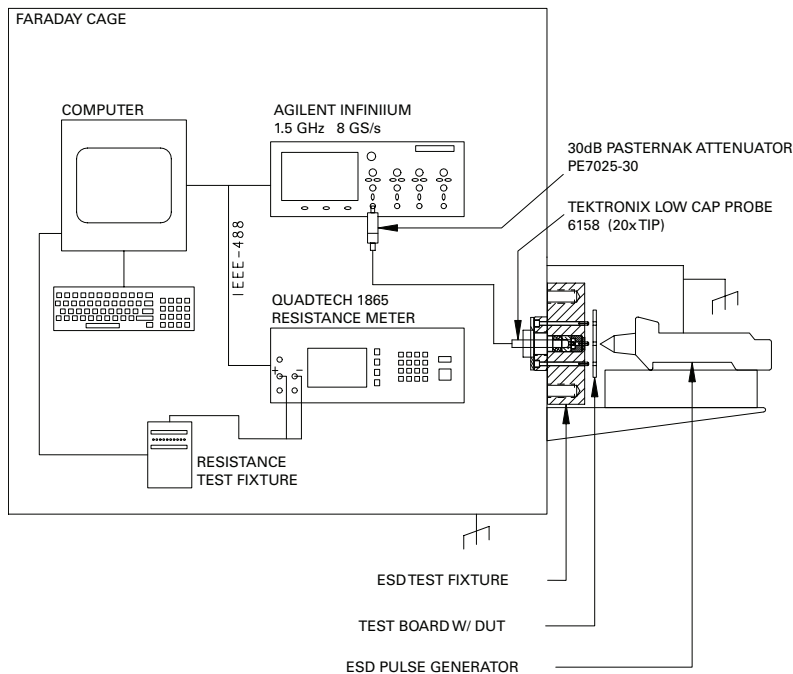
Part Number	Quantity & Packaging Code	Quantity	Packaging Option	Packaging Specification
XGD10402	KR	10000	Tape & Reel (7" reel)	EIA RS-481-1 (IEC 286, part 3)
XGD10603	MR	1000	Tape & Reel (7" reel)	EIA RS-481-1 (IEC 286, part 3)
XGD10603	NR	5000	Tape & Reel (7" reel)	EIA RS-481-1 (IEC 286, part 3)

**Tape and Reel Specifications**



Description	0402 Series (mm)	0603 Series (mm)
C <sub>t</sub> - Cover tape thickness	0.05	0.05
D <sub>d</sub> - Drive hole diameter	1.50	1.50
D <sub>s</sub> - Drive hole spacing	4.00	4.00
P <sub>d</sub> - Pocket depth	0.56	0.58
P <sub>h</sub> - Pocket height	1.14	1.85
P <sub>s</sub> - Pocket spacing	2.00	4.00
P <sub>w</sub> - Pocket width	0.62	1.02
T <sub>t</sub> - Carrier tape thickness	0.65	0.65
T <sub>w</sub> - Carrier tape width	8.00	8.00

**Typical Test Setup**



## Данный компонент на территории Российской Федерации

### Вы можете приобрести в компании MosChip.

Для оперативного оформления запроса Вам необходимо перейти по данной ссылке:

<http://moschip.ru/get-element>

Вы можете разместить у нас заказ для любого Вашего проекта, будь то серийное производство или разработка единичного прибора.

В нашем ассортименте представлены ведущие мировые производители активных и пассивных электронных компонентов.

Нашей специализацией является поставка электронной компонентной базы двойного назначения, продукции таких производителей как XILINX, Intel (ex.ALTERA), Vicor, Microchip, Texas Instruments, Analog Devices, Mini-Circuits, Amphenol, Glenair.

Сотрудничество с глобальными дистрибьюторами электронных компонентов, предоставляет возможность заказывать и получать с международных складов практически любой перечень компонентов в оптимальные для Вас сроки.

На всех этапах разработки и производства наши партнеры могут получить квалифицированную поддержку опытных инженеров.

Система менеджмента качества компании отвечает требованиям в соответствии с ГОСТ Р ИСО 9001, ГОСТ РВ 0015-002 и ЭС РД 009

### Офис по работе с юридическими лицами:

105318, г.Москва, ул.Щербаковская д.3, офис 1107, 1118, ДЦ «Щербаковский»

Телефон: +7 495 668-12-70 (многоканальный)

Факс: +7 495 668-12-70 (доб.304)

E-mail: [info@moschip.ru](mailto:info@moschip.ru)

Skype отдела продаж:

moschip.ru

moschip.ru\_4

moschip.ru\_6

moschip.ru\_9