

Aluminum Capacitors, Power High Ripple Current, Screw Terminals



Fig. 1

| QUICK REFERENCE DATA | | |
|---|--|----------------|
| DESCRIPTION | VALUE | |
| | 101 | 102 |
| Nominal case size (Ø D x L in mm) | 35 x 60 to 90 x 220 | |
| Rated capacitance range (E6 series), C _R | 220 µF to 1 F | |
| Tolerance on C _R | ± 20 % | |
| Rated voltage range, U _R | 25 V to 100 V | 200 V to 450 V |
| Category temperature range | - 40 °C to + 85 °C | |
| Endurance test at 85 °C | 2000 h | |
| Useful life at 85 °C | 10 000 h (D ≤ 50 mm) 15 000 h (D ≥ 65 mm) | 10 000 h |
| Useful life at 40 °C, 1.4 x I _R applied | 400 000 h (D ≤ 50 mm) 600 000 h (D ≥ 65 mm) | 400 000 h |
| Shelf life at 0 V, 85 °C | 500 h | |
| Based on sectional specification | IEC 60384-4/EN130300 | |
| Climatic category IEC 60068 | 40/085/056 | |

FEATURES

- Long useful life: 10 000 h to 15 000 h at + 85 °C
- Available in case sizes up to Ø 90 mm x 220 mm
- Polarized aluminum electrolytic capacitors, non-solid electrolyte
- Large types, cylindrical aluminum case, insulated with a blue sleeve
- Pressure relief in the sealing
- Material categorization: For definitions please see www.vishay.com/doc?99912



RoHS
COMPLIANT

APPLICATIONS

- Buffering and filtering
- Motor drives, inverters, UPS, and traction systems
- Pulsed power supplies

MARKING

The capacitors are marked with the following information:

- Rated capacitance (in µF)
- Tolerance on rated capacitance, code letter in accordance with IEC 60062 (M for ± 20 %)
- Rated voltage (in V)
- Date code (YYMM or in 2 digits according to IEC 60062)
- Name of manufacturer
- Code for factory of origin
- “-” sign to identify the negative terminal, visible from the top and side of the capacitor
- Code number
- Climatic category in accordance with IEC 60068

| SELECTION CHART FOR C _R , U _R , AND RELEVANT NOMINAL CASE SIZES (Ø D x L in mm) | | | | | | | | | | |
|---|--------------------|----|----|---------|----------|----------|----------|----------|----------|----------|
| C _R (µF) | U _R (V) | | | | | | | | | |
| | 25 | 40 | 63 | 100 | 200 | 250 | 350 | 385 | 400 | 450 |
| 220 | - | - | - | - | - | - | - | 35 x 60 | 35 x 60 | 35 x 60 |
| 330 | - | - | - | - | - | - | 35 x 60 | - | 35 x 60 | - |
| | - | - | - | - | - | - | - | - | 35 x 80 | - |
| 470 | - | - | - | - | - | 35 x 60 | - | 35 x 80 | 35 x 80 | - |
| | - | - | - | - | - | - | 35 x 80 | - | 35 x 105 | 35 x 105 |
| 680 | - | - | - | - | 35 x 60 | 35 x 80 | - | - | 35 x 105 | - |
| | - | - | - | - | - | - | - | - | 50 x 80 | 50 x 80 |
| 1000 | - | - | - | - | 35 x 80 | 35 x 80 | - | 50 x 80 | 50 x 80 | 50 x 80 |
| | - | - | - | - | 35 x 105 | 35 x 105 | - | - | 50 x 105 | 50 x 105 |
| 1500 | - | - | - | - | 35 x 105 | 35 x 105 | - | - | - | 50 x 105 |
| | - | - | - | - | 50 x 80 | 50 x 80 | 50 x 105 | 50 x 105 | 50 x 105 | 65 x 105 |
| 2200 | - | - | - | 35 x 60 | 50 x 80 | 50 x 80 | 50 x 105 | - | - | 65 x 105 |
| | - | - | - | - | - | 50 x 105 | 65 x 105 | 65 x 105 | 65 x 105 | 76 x 105 |

| SELECTION CHART FOR C_R, U_R, AND RELEVANT NOMINAL CASE SIZES ($\varnothing D \times L$ in mm) | | | | | | | | | | |
|--|-----------|----------|----------|----------|----------|----------|----------|----------|----------|----------|
| C_R (μF) | U_R (V) | | | | | | | | | |
| | 25 | 40 | 63 | 100 | 200 | 250 | 350 | 385 | 400 | 450 |
| 3300 | - | - | - | 35 x 60 | 50 x 80 | 50 x 105 | - | - | 65 x 105 | 76 x 105 |
| | - | - | - | 35 x 80 | 50 x 105 | 65 x 105 | 65 x 105 | 76 x 105 | 76 x 105 | 76 x 146 |
| 4700 | - | - | 35 x 60 | 35 x 80 | - | 65 x 105 | 76 x 105 | 76 x 105 | 76 x 105 | 76 x 146 |
| | - | - | - | 35 x 105 | 65 x 105 | 76 x 105 | 76 x 146 | 76 x 146 | 76 x 146 | - |
| 5600 | - | - | - | - | - | - | - | - | - | - |
| 6800 | - | - | 35 x 60 | 35 x 105 | 65 x 105 | 76 x 105 | - | - | 76 x 146 | 76 x 220 |
| | - | - | 35 x 80 | 50 x 80 | 76 x 105 | 76 x 146 | 76 x 146 | 76 x 146 | - | 90 x 146 |
| 10 000 | - | 35 x 60 | 35 x 80 | 50 x 80 | 76 x 105 | 76 x 105 | 76 x 220 | - | - | - |
| | - | - | 35 x 105 | 50 x 105 | 76 x 146 | 76 x 146 | 90 x 146 | - | - | 90 x 220 |
| 15 000 | 35 x 60 | 35 x 60 | 35 x 105 | 50 x 105 | 76 x 146 | 76 x 146 | - | - | - | - |
| | - | 35 x 80 | 50 x 80 | - | - | - | 90 x 220 | - | - | - |
| 22 000 | 35 x 60 | 35 x 80 | 50 x 80 | 65 x 105 | 76 x 220 | 76 x 220 | - | - | - | - |
| | - | 50 x 80 | 50 x 105 | 76 x 105 | 90 x 146 | 90 x 146 | - | - | - | - |
| 33 000 | 35 x 80 | 35 x 105 | 50 x 105 | 76 x 105 | - | - | - | - | - | - |
| | 50 x 80 | 50 x 80 | 65 x 105 | 76 x 146 | 90 x 220 | 90 x 220 | - | - | - | - |
| 47 000 | 35 x 105 | 50 x 80 | 65 x 105 | - | - | - | - | - | - | - |
| | 50 x 80 | 50 x 105 | 76 x 105 | 76 x 146 | - | - | - | - | - | - |
| 68 000 | 50 x 80 | 50 x 105 | 76 x 105 | 76 x 146 | - | - | - | - | - | - |
| | 50 x 105 | 65 x 105 | 76 x 146 | - | - | - | - | - | - | - |
| 100 000 | 50 x 105 | 65 x 105 | - | 76 x 220 | - | - | - | - | - | - |
| | 65 x 105 | 76 x 105 | 76 x 146 | 90 x 146 | - | - | - | - | - | - |
| 150 000 | 65 x 105 | 76 x 105 | 76 x 146 | - | - | - | - | - | - | - |
| | 76 x 105 | 76 x 146 | - | 90 x 220 | - | - | - | - | - | - |
| 220 000 | 65 x 105 | - | 76 x 220 | - | - | - | - | - | - | - |
| | 76 x 105 | 76 x 146 | 90 x 146 | - | - | - | - | - | - | - |
| 330 000 | 76 x 146 | 76 x 220 | - | - | - | - | - | - | - | - |
| | - | 90 x 146 | 90 x 220 | - | - | - | - | - | - | - |
| 470 000 | 76 x 220 | - | - | - | - | - | - | - | - | - |
| | 90 x 146 | 90 x 220 | - | - | - | - | - | - | - | - |
| 680 000 | 76 x 220 | - | - | - | - | - | - | - | - | - |
| 1 000 000 | 90 x 220 | - | - | - | - | - | - | - | - | - |

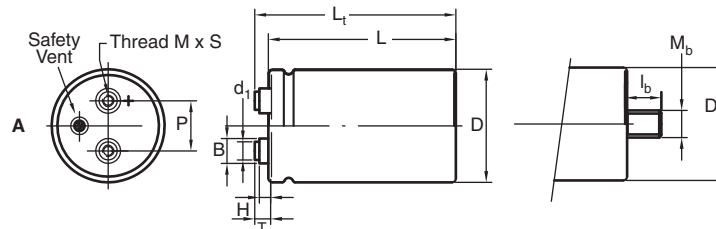
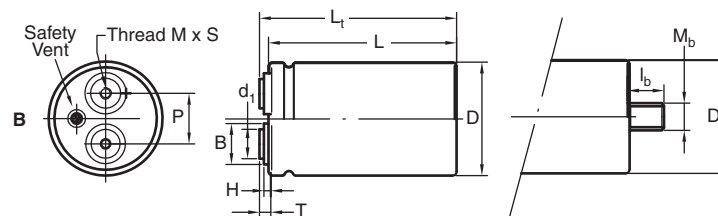
DIMENSIONS in millimeters AND AVAILABLE FORMS


Fig. 2 A: Standard M5 disc: screw terminal (ST) and screw terminal bolt nut (STB)



Note: Maximum permissible torque which may be applied to the termination screws: 2 Nm for M5; 2.5 Nm for M6
 For accessories refer to datasheet "Mounting Accessories".
 The capacitors are delivered with screws and washers.

Fig. 2 B: High current M6 disc: screw terminal (ST) and screw terminal bolt nut (STB)

Note

- High current disc with 1/4 28 UNF (US) thread is available on request.



Table 1

| DIMENSIONS in millimeters, MASS AND PACKAGING QUANTITIES | | | | | | | | | | | | | | |
|---|---------|-------|--------------------|-------|---------|---------|---------|---------|----------------------|----|-------|----------------|----------------------|----------|
| DESIGN | DRAWING | L ± 1 | L _t ± 1 | D ± 1 | P ± 0.3 | T ± 0.2 | H ± 0.3 | B ± 0.3 | d ₁ ± 0.1 | M | S - 0 | M _b | l _b ± 0.1 | MASS (g) |
| 35 x 60 | 2A | 63.3 | 68.7 | 35.3 | 12.8 | 7 | 4.6 | 11 | 7.9 | M5 | 9.5 | M8 | 12 | 75 |
| 35 x 80 | 2A | 81.3 | 86.7 | 35.3 | 12.8 | 7 | 4.6 | 11 | 7.9 | M5 | 9.5 | M8 | 12 | 95 |
| 35 x 105 | 2A | 103.3 | 108.7 | 35.3 | 12.8 | 7 | 4.6 | 11 | 7.9 | M5 | 9.5 | M8 | 12 | 130 |
| 50 x 80 | 2A | 82.8 | 88.8 | 51 | 22.2 | 7.1 | 4.8 | 11 | 7.9 | M5 | 9.5 | M12 | 16 | 200 |
| 50 x 105 | 2A | 104.8 | 110.8 | 51 | 22.2 | 7.1 | 4.8 | 11 | 7.9 | M5 | 9.5 | M12 | 16 | 300 |
| 65 x 105 | 2A | 104.8 | 110.7 | 65 | 28.5 | 7 | 4.6 | 11.9 | 7.9 | M5 | 9.5 | M12 | 16 | 480 |
| 65 x 105 HC | 2B | 104.8 | 109.2 | 65 | 28.5 | 5.5 | 3.5 | 18 | 13 | M6 | 8.5 | M12 | 16 | 480 |
| 76 x 105 | 2A | 105.8 | 111.7 | 76.4 | 31.8 | 7 | 4.6 | 11.7 | 7.9 | M5 | 9.5 | M12 | 16 | 700 |
| 76 x 105 HC | 2B | 105.8 | 110.2 | 76.4 | 31.8 | 5.5 | 3.5 | 18.3 | 13 | M6 | 8.5 | M12 | 16 | 700 |
| 76 x 146 | 2A | 145.8 | 151.7 | 76.4 | 31.8 | 7 | 4.6 | 11.7 | 7.9 | M5 | 9.5 | M12 | 16 | 1000 |
| 76 x 146 HC | 2B | 145.8 | 150.2 | 76.4 | 31.8 | 5.5 | 3.5 | 18.3 | 13 | M6 | 8.5 | M12 | 16 | 1000 |
| 76 x 220 | 2A | 219.8 | 225.7 | 76.4 | 31.8 | 7 | 4.6 | 11.7 | 7.9 | M5 | 9.5 | M12 | 16 | 1500 |
| 76 x 220 HC | 2B | 219.8 | 224.2 | 76.4 | 31.8 | 5.5 | 3.5 | 18.3 | 13 | M6 | 8.5 | M12 | 16 | 1500 |
| 90 x 146 HC | 2B | 150.1 | 155.4 | 89.4 | 31.8 | 7.9 | 0 | 13 | 13 | M6 | 10 | M12 | 16 | 1300 |
| 90 x 220 HC | 2B | 218.1 | 223.4 | 89.4 | 31.8 | 7.9 | 0 | 13 | 13 | M6 | 10 | M12 | 16 | 2000 |

Note

- For bolt version holds:
L = L standard - 0.5 mm
L_t = L_t standard - 0.5 mm

| DIMENSIONS in millimeters, MASS AND PACKAGING QUANTITIES | | |
|---|--------------------------------------|-----------------------------------|
| DESIGN | PACKAGING QUANTITIES (units per box) | CARDBOX DIMENSIONS L x W x H (mm) |
| 35 x 60 | 50 | 377 x 375 x 88 |
| 35 x 80 | 50 | 377 x 375 x 123 |
| 35 x 105 | 50 | 377 x 375 x 129 |
| 50 x 80 | 25 | 377 x 375 x 123 |
| 50 x 105 | 25 | 377 x 375 x 129 |
| 65 x 105 | 16 | 377 x 375 x 129 |
| 65 x 105 HC | 16 | 377 x 375 x 129 |
| 76 x 105 | 12 | 377 x 375 x 129 |
| 76 x 105 HC | 12 | 377 x 375 x 129 |
| 76 x 146 | 12 | 377 x 375 x 168 |
| 76 x 146 HC | 12 | 377 x 375 x 168 |
| 76 x 220 | 18 | 520 x 270 x 280 |
| 76 x 220 HC | 18 | 520 x 270 x 280 |
| 90 x 146 HC | 8 | 520 x 270 x 190 |
| 90 x 220 HC | 8 | 520 x 270 x 280 |

Note

- For bolt version holds:
H cardbox box: + 10 mm

| ELECTRICAL DATA | |
|------------------------|--|
| SYMBOL | DESCRIPTION |
| C _R | Rated capacitance at 100 Hz, tolerance ± 20 % |
| I _R | Rated RMS ripple current at 100 Hz, 85 °C |
| I _{L5} | Max. leakage current after 5 min at U _R |
| ESR | Max. equivalent series resistance at 100 Hz |
| Z | Max. impedance at 20 kHz |

Note

- Unless otherwise specified, all electrical values in tables 2 and 3 apply at T_{amb} = 20 °C, P = 86 kPa to 106 kPa, RH = 45 % to 75 %

ORDERING EXAMPLE

Electrolytic capacitor 101 series
10 000 µF/40 V; ± 20 %
Nominal case size: Ø 35 mm x 60 mm;
ST version, high post M5 disc
Ordering code: MAL2 10117103E3
Former 12NC: 2222 10117103



Table 2

| ELECTRICAL DATA AND ORDERING INFORMATION FOR 101 SERIES | | | | | | | | | | |
|---|----------------------------------|---|--|----------------------------------|-------------------------------|-----------------------------|-------------------------------|---------------------------------|-------------------------|---------------------------------|
| U _R (V) | C _R 100 Hz (μF) | NOMINAL CASE SIZE Ø D x L (mm) | I _R 100 Hz 85 °C (A) | I _{L5} 5 min (mA) | ESR MAX. 100 Hz (mΩ) | Z MAX. 20 kHz (mΩ) | STANDARD HIGH POST M5 DISC | | HIGH CURRENT M6 DISC | |
| | | | | | | | ST ORDERING CODE | ST BOLT NUT ORDERING CODE | ST ORDERING CODE | ST BOLT NUT ORDERING CODE |
| | | | | | | | MAL2101..... | MAL2101..... | MAL2101..... | MAL2101..... |
| 25 | 15 000 | 35 x 60 | 7.7 | 0.75 | 29 | 22 | 16153E3 | 56153E3 | - | - |
| | 22 000 | 35 x 60 | 8.3 | 1.10 | 27 | 22 | 16223E3 | 56223E3 | - | - |
| | 33 000 | 35 x 80 | 9.0 | 1.65 | 19 | 17 | 16333E3 | 56333E3 | - | - |
| | 33 000 | 50 x 80 | 10.0 | 1.65 | 17 | 14 | 26333E3 | 66333E3 | - | - |
| | 47 000 | 35 x 105 | 12.1 | 2.35 | 15 | 13 | 16473E3 | 56473E3 | - | - |
| | 47 000 | 50 x 80 | 14.8 | 2.35 | 12 | 10 | 26473E3 | 66473E3 | - | - |
| | 68 000 | 50 x 80 | 12.8 | 3.40 | 15 | 13 | 16683E3 | 56683E3 | - | - |
| | 68 000 | 50 x 105 | 17.1 | 3.40 | 9 | 8 | 26683E3 | 66683E3 | - | - |
| | 100 000 | 50 x 105 | 14.7 | 5.00 | 12 | 11 | 16104E3 | 56104E3 | - | - |
| | 100 000 | 65 x 105 | 19.6 | 5.00 | 7 | 6 | 26104E3 | 66104E3 | 46104E3 | 86104E3 |
| | 150 000 | 65 x 105 | 17.6 | 7.50 | 8 | 7 | 16154E3 | 56154E3 | 36154E3 | 76154E3 |
| | 150 000 | 76 x 105 | 21.4 | 7.50 | 6 | 5 | 26154E3 | 66154E3 | 46154E3 | 86154E3 |
| | 220 000 | 65 x 105 | 20.2 | 11.0 | 6 | 5 | 16224E3 | 56224E3 | 36224E3 | 76224E3 |
| | 220 000 | 76 x 105 | 22.5 | 11.0 | 6 | 5 | 26224E3 | 66224E3 | 46224E3 | 86224E3 |
| | 330 000 | 76 x 146 | 25.8 | 16.5 | 4 | 4 | 26334E3 | 66334E3 | 46334E3 | 86334E3 |
| | 470 000 | 76 x 220 | 29.9 | 23.5 | 5 | 5 | 16474E3 | 56474E3 | 36474E3 | 76474E3 |
| | 470 000 | 90 x 146 | 38.2 | 23.5 | 5 | 5 | - | - | 46474E3 | 86474E3 |
| 680 000 | 76 x 220 | 29.0 | 34.0 | 5 | 5 | 16684E3 | 56684E3 | 36684E3 | 76684E3 | |
| 1 000 000 | 90 x 220 | 46.6 | 50.0 | 5 | 5 | - | - | 46105E3 | 86105E3 | |
| 40 | 10 000 | 35 x 60 | 7.1 | 0.80 | 31 | 23 | 17103E3 | 57103E3 | - | - |
| | 15 000 | 35 x 60 | 7.8 | 1.20 | 28 | 22 | 17153E3 | 57153E3 | - | - |
| | 15 000 | 35 x 80 | 8.7 | 1.20 | 22 | 17 | 27153E3 | 67153E3 | - | - |
| | 22 000 | 35 x 80 | 9.4 | 1.76 | 20 | 17 | 17223E3 | 57223E3 | - | - |
| | 22 000 | 50 x 80 | 11.2 | 1.76 | 19 | 15 | 27223E3 | 67223E3 | - | - |
| | 33 000 | 35 x 105 | 11.0 | 2.64 | 15 | 13 | 17333E3 | 57333E3 | - | - |
| | 33 000 | 50 x 80 | 13.7 | 2.64 | 13 | 10 | 27333E3 | 67333E3 | - | - |
| | 47 000 | 50 x 80 | 14.6 | 3.76 | 12 | 10 | 17473E3 | 57473E3 | - | - |
| | 47 000 | 50 x 105 | 15.9 | 3.76 | 10 | 8 | 27473E3 | 67473E3 | - | - |
| | 68 000 | 50 x 105 | 16.9 | 5.44 | 9 | 8 | 17683E3 | 57683E3 | - | - |
| | 68 000 | 65 x 105 | 18.1 | 5.44 | 7 | 6 | 27683E3 | 67683E3 | 47683E3 | 87683E3 |
| | 100 000 | 65 x 105 | 19.2 | 8.0 | 7 | 6 | 17104E3 | 57104E3 | 37104E3 | 77104E3 |
| | 100 000 | 76 x 105 | 21.3 | 8.0 | 7 | 6 | 27104E3 | 67104E3 | 47104E3 | 87104E3 |
| | 150 000 | 76 x 105 | 20.5 | 12.0 | 7 | 6 | 17154E3 | 57154E3 | 37154E3 | 77154E3 |
| | 150 000 | 76 x 146 | 24.0 | 12.0 | 5 | 5 | 27154E3 | 67154E3 | 47154E3 | 87154E3 |
| | 220 000 | 76 x 146 | 24.5 | 17.6 | 5 | 5 | 27224E3 | 67224E3 | 47224E3 | 87224E3 |
| | 330 000 | 76 x 220 | 28.2 | 26.4 | 5 | 5 | 17334E3 | 57334E3 | 37334E3 | 77334E3 |
| 330 000 | 90 x 146 | 38.6 | 26.4 | 5 | 5 | - | - | 47334E3 | 87334E3 | |
| 470 000 | 90 x 220 | 41.5 | 37.6 | 5 | 5 | - | - | 47474E3 | 87474E3 | |



| ELECTRICAL DATA AND ORDERING INFORMATION FOR 101 SERIES | | | | | | | | | | |
|---|----------------------------------|---|--|----------------------------------|-------------------------------|-----------------------------|--|---|--|---|
| U _R (V) | C _R 100 Hz (μF) | NOMINAL CASE SIZE Ø D x L (mm) | I _R 100 Hz 85 °C (A) | I _{L5} 5 min (mA) | ESR MAX. 100 Hz (mΩ) | Z MAX. 20 kHz (mΩ) | STANDARD HIGH POST M5 DISC | | HIGH CURRENT M6 DISC | |
| | | | | | | | ST ORDERING CODE MAL2101..... | ST BOLT NUT ORDERING CODE MAL2101..... | ST ORDERING CODE MAL2101..... | ST BOLT NUT ORDERING CODE MAL2101..... |
| | | | | | | | 63 | 4700 | 35 x 60 | 5.9 |
| 6800 | 35 x 60 | 6.6 | 0.86 | 38 | 25 | 18682E3 | | 58682E3 | - | - |
| 6800 | 35 x 80 | 7.3 | 0.86 | 30 | 19 | 28682E3 | | 68682E3 | - | - |
| 10 000 | 35 x 80 | 8.1 | 1.26 | 27 | 19 | 18103E3 | | 58103E3 | - | - |
| 10 000 | 35 x 105 | 8.8 | 1.26 | 22 | 14 | 28103E3 | | 68103E3 | - | - |
| 15 000 | 35 x 105 | 9.7 | 1.89 | 19 | 14 | 18153E3 | | 58153E3 | - | - |
| 15 000 | 50 x 80 | 12.1 | 1.89 | 16 | 11 | 28153E3 | | 68153E3 | - | - |
| 22 000 | 50 x 80 | 11.1 | 2.77 | 19 | 15 | 18223E3 | | 58223E3 | - | - |
| 22 000 | 50 x 105 | 14.3 | 2.77 | 12 | 9 | 28223E3 | | 68223E3 | - | - |
| 33 000 | 50 x 105 | 12.9 | 4.16 | 14 | 12 | 18333E3 | | 58333E3 | - | - |
| 33 000 | 65 x 105 | 16.5 | 4.16 | 9 | 6 | 28333E3 | | 68333E3 | 48333E3 | 88333E3 |
| 47 000 | 65 x 105 | 15.6 | 5.92 | 10 | 8 | 18473E3 | | 58473E3 | 38473E3 | 78473E3 |
| 47 000 | 76 x 105 | 18.6 | 5.92 | 8 | 6 | 28473E3 | | 68473E3 | 48473E3 | 88473E3 |
| 68 000 | 76 x 105 | 20.0 | 8.57 | 7 | 6 | 18683E3 | | 58683E3 | 38683E3 | 78683E3 |
| 68 000 | 76 x 146 | 21.9 | 8.57 | 6 | 5 | 28683E3 | | 68683E3 | 48683E3 | 88683E3 |
| 100 000 | 76 x 146 | 23.4 | 12.6 | 5 | 5 | 28104E3 | | 68104E3 | 48104E3 | 88104E3 |
| 150 000 | 76 x 146 | 22.2 | 18.9 | 6 | 5 | 18154E3 | | 58154E3 | 38154E3 | 78154E3 |
| 220 000 | 76 x 220 | 27.0 | 27.7 | 5 | 5 | 18224E3 | | 58224E3 | 38224E3 | 78224E3 |
| 220 000 | 90 x 146 | 36.5 | 27.7 | 5 | 5 | - | - | 48224E3 | 88224E3 | |
| 330 000 | 90 x 220 | 42.9 | 41.6 | 5 | 5 | - | - | 48334E3 | 88334E3 | |
| 100 | 2200 | 35 x 60 | 5.2 | 0.44 | 50 | 29 | 19222E3 | 59222E3 | - | - |
| | 3300 | 35 x 60 | 6.0 | 0.66 | 42 | 27 | 19332E3 | 59332E3 | - | - |
| | 3300 | 35 x 80 | 6.6 | 0.66 | 35 | 21 | 29332E3 | 69332E3 | - | - |
| | 4700 | 35 x 80 | 7.3 | 0.94 | 31 | 20 | 19472E3 | 59472E3 | - | - |
| | 4700 | 35 x 105 | 7.9 | 0.94 | 26 | 16 | 29472E3 | 69472E3 | - | - |
| | 6800 | 35 x 105 | 8.8 | 1.36 | 23 | 15 | 19682E3 | 59682E3 | - | - |
| | 6800 | 50 x 80 | 10.9 | 1.36 | 19 | 12 | 29682E3 | 69682E3 | - | - |
| | 10 000 | 50 x 80 | 10.5 | 2.00 | 21 | 15 | 19103E3 | 59103E3 | - | - |
| | 10 000 | 50 x 105 | 13.1 | 2.00 | 14 | 9 | 29103E3 | 69103E3 | - | - |
| | 15 000 | 50 x 105 | 12.3 | 3.00 | 16 | 12 | 19153E3 | 59153E3 | - | - |
| | 22 000 | 65 x 105 | 14.8 | 4.40 | 11 | 8 | 19223E3 | 59223E3 | 39223E3 | 79223E3 |
| | 22 000 | 76 x 105 | 17.4 | 4.40 | 9 | 6 | 29223E3 | 69223E3 | 49223E3 | 89223E3 |
| | 33 000 | 76 x 105 | 19.0 | 6.60 | 8 | 6 | 19333E3 | 59333E3 | 39333E3 | 79333E3 |
| | 33 000 | 76 x 146 | 20.7 | 6.60 | 7 | 5 | 29333E3 | 69333E3 | 49333E3 | 89333E3 |
| | 47 000 | 76 x 146 | 22.4 | 9.40 | 6 | 5 | 29473E3 | 69473E3 | 49473E3 | 89473E3 |
| | 68 000 | 76 x 146 | 25.6 | 13.6 | 6 | 5 | 19683E3 | 59683E3 | 39683E3 | 79683E3 |
| | 100 000 | 76 x 220 | 31.2 | 20.0 | 5 | 5 | 19104E3 | 59104E3 | 39104E3 | 79104E3 |
| | 100 000 | 90 x 146 | 41.5 | 20.0 | 5 | 5 | - | - | 49104E3 | 89104E3 |
| 150 000 | 90 x 220 | 49.1 | 30.0 | 5 | 5 | - | - | 49154E3 | 89154E3 | |



Table 3

| ELECTRICAL DATA AND ORDERING INFORMATION FOR 102 SERIES | | | | | | | | | | |
|---|----------------------------------|---|--|----------------------------------|-------------------------------|-----------------------------|--|---|--|---|
| U _R (V) | C _R 100 Hz (µF) | NOMINAL CASE SIZE Ø D x L (mm) | I _R 100 Hz 85 °C (A) | I _{L5} 5 min (mA) | ESR MAX. 100 Hz (mΩ) | Z MAX. 20 kHz (mΩ) | HIGH POST M5 DISC | | HIGH CURRENT M6 DISC | |
| | | | | | | | ST ORDERING CODE MAL2102..... | ST BOLT NUT ORDERING CODE MAL2102..... | ST ORDERING CODE MAL2102..... | ST BOLT NUT ORDERING CODE MAL2102..... |
| 200 | 680 | 35 x 60 | 3.5 | 0.27 | 207 | 136 | 12681E3 | 52681E3 | - | - |
| | 1000 | 35 x 80 | 4.4 | 0.40 | 144 | 95 | 12102E3 | 52102E3 | - | - |
| | 1000 | 35 x 105 | 4.7 | 0.40 | 140 | 91 | 22102E3 | 62102E3 | - | - |
| | 1500 | 35 x 105 | 5.5 | 0.60 | 100 | 67 | 12152E3 | 52152E3 | - | - |
| | 1500 | 50 x 80 | 6.2 | 0.60 | 106 | 74 | 22152E3 | 62152E3 | - | - |
| | 2200 | 50 x 80 | 8.0 | 0.88 | 67 | 44 | 12222E3 | 52222E3 | - | - |
| | 3300 | 50 x 80 | 8.9 | 1.32 | 50 | 35 | 12332E3 | 52332E3 | - | - |
| | 3300 | 50 x 105 | 9.9 | 1.32 | 46 | 32 | 22332E3 | 62332E3 | - | - |
| | 4700 | 65 x 105 | 12.5 | 1.88 | 37 | 26 | 22472E3 | 62472E3 | 42472E3 | 82472E3 |
| | 6800 | 65 x 105 | 15.2 | 2.72 | 25 | 18 | 12682E3 | 52682E3 | 32682E3 | 72682E3 |
| | 6800 | 76 x 105 | 16.9 | 2.72 | 25 | 18 | 22682E3 | 62682E3 | 42682E3 | 82682E3 |
| | 10 000 | 76 x 105 | 19.9 | 4.00 | 18 | 13 | 12103E3 | 52103E3 | 32103E3 | 72103E3 |
| | 10 000 | 76 x 146 | 20.4 | 4.00 | 18 | 13 | 22103E3 | 62103E3 | 42103E3 | 82103E3 |
| | 15 000 | 76 x 146 | 24.1 | 6.00 | 12 | 9 | 12153E3 | 52153E3 | 32153E3 | 72153E3 |
| | 22 000 | 76 x 220 | 29.5 | 8.8 | 9 | 7 | 12223E3 | 52223E3 | 32223E3 | 72223E3 |
| 22 000 | 90 x 146 | 34.1 | 8.8 | 8 | 6 | - | - | 42223E3 | 82223E3 | |
| 33 000 | 90 x 220 | 41.7 | 13.2 | 6 | 5 | - | - | 42333E3 | 82333E3 | |
| 250 | 470 | 35 x 60 | 3.1 | 0.24 | 250 | 152 | 13471E3 | 53471E3 | - | - |
| | 680 | 35 x 80 | 3.8 | 0.34 | 175 | 107 | 13681E3 | 53681E3 | - | - |
| | 1000 | 35 x 80 | 4.4 | 0.50 | 128 | 82 | 13102E3 | 53102E3 | - | - |
| | 1000 | 35 x 105 | 4.8 | 0.50 | 122 | 76 | 23102E3 | 63102E3 | - | - |
| | 1500 | 35 x 105 | 5.4 | 0.75 | 90 | 58 | 13152E3 | 53152E3 | - | - |
| | 1500 | 50 x 80 | 7.0 | 0.75 | 81 | 50 | 23152E3 | 63152E3 | - | - |
| | 2200 | 50 x 80 | 8.0 | 1.10 | 60 | 39 | 13222E3 | 53222E3 | - | - |
| | 2200 | 50 x 105 | 8.7 | 1.10 | 57 | 35 | 23222E3 | 63222E3 | - | - |
| | 3300 | 50 x 105 | 9.8 | 1.65 | 42 | 28 | 13332E3 | 53332E3 | - | - |
| | 3300 | 65 x 105 | 11.4 | 1.65 | 42 | 28 | 23332E3 | 63332E3 | 43332E3 | 83332E3 |
| | 4700 | 65 x 105 | 13.8 | 2.35 | 29 | 19 | 13472E3 | 53472E3 | 33472E3 | 73472E3 |
| | 4700 | 76 x 105 | 15.3 | 2.35 | 29 | 19 | 23472E3 | 63472E3 | 43472E3 | 83472E3 |
| | 6800 | 76 x 105 | 18.1 | 3.40 | 21 | 14 | 13682E3 | 53682E3 | 33682E3 | 73682E3 |
| | 6800 | 76 x 146 | 18.6 | 3.40 | 21 | 14 | 23682E3 | 63682E3 | 43682E3 | 83682E3 |
| | 10 000 | 76 x 105 | 19.3 | 5.00 | 17 | 12 | 13103E3 | 53103E3 | 33103E3 | 73103E3 |
| | 10 000 | 76 x 146 | 22.0 | 5.00 | 15 | 10 | 23103E3 | 63103E3 | 43103E3 | 83103E3 |
| | 15 000 | 76 x 146 | 23.3 | 7.5 | 12 | 10 | 13153E3 | 53153E3 | 33153E3 | 73153E3 |
| 22 000 | 76 x 220 | 29.1 | 11.0 | 9 | 7 | 13223E3 | 53223E3 | 33223E3 | 73223E3 | |
| 22 000 | 90 x 146 | 35.3 | 11.0 | 7 | 5 | - | - | 43223E3 | 83223E3 | |
| 33 000 | 90 x 220 | 43.2 | 16.5 | 5 | 5 | - | - | 43333E3 | 83333E3 | |
| 350 | 330 | 35 x 60 | 2.5 | 0.23 | 435 | 305 | 15331E3 | 55331E3 | - | - |
| | 470 | 35 x 80 | 3.1 | 0.33 | 308 | 216 | 25471E3 | 65471E3 | - | - |
| | 680 | 35 x 105 | 3.8 | 0.48 | 216 | 152 | 25681E3 | 65681E3 | - | - |
| | 1000 | 50 x 80 | 5.6 | 0.70 | 145 | 102 | 25102E3 | 65102E3 | - | - |
| | 1500 | 50 x 80 | 6.5 | 1.05 | 102 | 74 | 15152E3 | 55152E3 | - | - |
| | 1500 | 50 x 105 | 7.0 | 1.05 | 99 | 70 | 25152E3 | 65152E3 | - | - |
| | 2200 | 50 x 105 | 8.0 | 1.54 | 72 | 52 | 15222E3 | 55222E3 | - | - |
| | 2200 | 65 x 105 | 9.3 | 1.54 | 72 | 52 | 25222E3 | 65222E3 | 45222E3 | 85222E3 |
| | 3300 | 65 x 105 | 11.4 | 2.31 | 48 | 35 | 25332E3 | 65332E3 | 45332E3 | 85332E3 |
| | 4700 | 76 x 105 | 15.0 | 3.29 | 34 | 25 | 15472E3 | 55472E3 | 35472E3 | 75472E3 |
| | 4700 | 76 x 146 | 15.4 | 3.29 | 34 | 25 | 25472E3 | 65472E3 | 45472E3 | 85472E3 |
| | 6800 | 76 x 146 | 18.3 | 4.76 | 24 | 18 | 25682E3 | 65682E3 | 45682E3 | 85682E3 |
| | 10 000 | 76 x 220 | 23.2 | 7.0 | 15 | 12 | 15103E3 | 55103E3 | 35103E3 | 75103E3 |
| | 10 000 | 90 x 146 | 25.1 | 7.0 | 15 | 12 | - | - | 45103E3 | 85103E3 |
| | 15 000 | 90 x 220 | 31.2 | 10.5 | 10 | 8 | - | - | 45153E3 | 85153E3 |



| ELECTRICAL DATA AND ORDERING INFORMATION FOR 102 SERIES | | | | | | | | | | |
|---|----------------------------------|---|--|----------------------------------|-------------------------------|-----------------------------|--|---|--|---|
| U _R (V) | C _R 100 Hz (μF) | NOMINAL CASE SIZE Ø D x L (mm) | I _R 100 Hz 85 °C (A) | I _{L5} 5 min (mA) | ESR MAX. 100 Hz (mΩ) | Z MAX. 20 kHz (mΩ) | HIGH POST M5 DISC | | HIGH CURRENT M6 DISC | |
| | | | | | | | ST ORDERING CODE MAL2102..... | ST BOLT NUT ORDERING CODE MAL2102..... | ST ORDERING CODE MAL2102..... | ST BOLT NUT ORDERING CODE MAL2102..... |
| 385 | 220 | 35 x 60 | 2.1 | 0.17 | 575 | 380 | 18221E3 | 58221E3 | - | - |
| | 330 | 35 x 80 | 2.7 | 0.26 | 386 | 257 | 18331E3 | 58331E3 | - | - |
| | 470 | 35 x 80 | 3.1 | 0.37 | 279 | 188 | 18471E3 | 58471E3 | - | - |
| | 680 | 35 x 105 | 3.9 | 0.53 | 196 | 133 | 18681E3 | 58681E3 | - | - |
| | 1000 | 50 x 80 | 5.6 | 0.77 | 132 | 89 | 18102E3 | 58102E3 | - | - |
| | 1500 | 50 x 105 | 7.1 | 1.16 | 90 | 61 | 18152E3 | 58152E3 | - | - |
| | 2200 | 65 x 105 | 10.0 | 1.70 | 61 | 42 | 18222E3 | 58222E3 | 38222E3 | 78222E3 |
| | 3300 | 76 x 105 | 13.4 | 2.55 | 42 | 29 | 18332E3 | 58332E3 | 38332E3 | 78332E3 |
| | 4700 | 76 x 105 | 15.0 | 3.62 | 31 | 22 | 18472E3 | 58472E3 | 38472E3 | 78472E3 |
| | 4700 | 76 x 146 | 16.3 | 3.62 | 29 | 20 | 28472E3 | 68472E3 | 48472E3 | 88472E3 |
| 6800 | 76 x 146 | 18.3 | 5.24 | 22 | 16 | 18682E3 | 58682E3 | 38682E3 | 78682E3 | |
| 400 | 220 | 35 x 60 | 2.1 | 0.18 | 557 | 363 | 16221E3 | 56221E3 | - | - |
| | 330 | 35 x 60 | 2.5 | 0.26 | 383 | 254 | 16331E3 | 56331E3 | - | - |
| | 330 | 35 x 80 | 2.7 | 0.26 | 374 | 245 | 26331E3 | 66331E3 | - | - |
| | 470 | 35 x 80 | 3.1 | 0.38 | 271 | 180 | 16471E3 | 56471E3 | - | - |
| | 470 | 35 x 105 | 3.3 | 0.38 | 265 | 175 | 26471E3 | 66471E3 | - | - |
| | 680 | 35 x 105 | 3.9 | 0.55 | 191 | 128 | 16681E3 | 56681E3 | - | - |
| | 680 | 50 x 80 | 4.5 | 0.54 | 199 | 136 | 26681E3 | 66681E3 | - | - |
| | 1000 | 50 x 80 | 5.7 | 0.80 | 128 | 86 | 16102E3 | 56102E3 | - | - |
| | 1000 | 50 x 105 | 6.0 | 0.80 | 125 | 83 | 26102E3 | 66102E3 | - | - |
| | 1500 | 50 x 105 | 7.1 | 1.20 | 88 | 59 | 26152E3 | 66152E3 | - | - |
| | 2200 | 65 x 105 | 10.0 | 1.76 | 60 | 40 | 26222E3 | 66222E3 | 46222E3 | 86222E3 |
| | 3300 | 65 x 105 | 12.1 | 2.64 | 40 | 27 | 16332E3 | 56332E3 | 36332E3 | 76332E3 |
| | 3300 | 76 x 105 | 13.4 | 2.64 | 40 | 27 | 26332E3 | 66332E3 | 46332E3 | 86332E3 |
| | 4700 | 76 x 105 | 15.0 | 3.76 | 31 | 21 | 16472E3 | 56472E3 | 36472E3 | 76472E3 |
| 4700 | 76 x 146 | 16.4 | 3.76 | 28 | 19 | 26472E3 | 66472E3 | 46472E3 | 86472E3 | |
| 6800 | 76 x 146 | 18.3 | 5.44 | 22 | 15 | 26682E3 | 66682E3 | 46682E3 | 86682E3 | |
| 10000 | 76 x 220 | 22.1 | 8.0 | 14 | 11 | 16103E3 | 56103E3 | 36103E3 | 76103E3 | |
| 450 | 220 | 35 x 60 | 2.1 | 0.20 | 503 | 313 | 17221E3 | 57221E3 | - | - |
| | 330 | 35 x 80 | 2.7 | 0.30 | 339 | 212 | 27331E3 | 67331E3 | - | - |
| | 470 | 35 x 105 | 3.4 | 0.42 | 241 | 151 | 27471E3 | 67471E3 | - | - |
| | 680 | 50 x 80 | 4.9 | 0.61 | 159 | 98 | 27681E3 | 67681E3 | - | - |
| | 1000 | 50 x 80 | 5.7 | 0.90 | 118 | 75 | 17102E3 | 57102E3 | - | - |
| | 1000 | 50 x 105 | 6.1 | 0.90 | 114 | 72 | 27102E3 | 67102E3 | - | - |
| | 1500 | 50 x 105 | 7.1 | 1.35 | 81 | 52 | 17152E3 | 57152E3 | - | - |
| | 1500 | 65 x 105 | 8.3 | 1.35 | 81 | 52 | 27152E3 | 67152E3 | 47152E3 | 87152E3 |
| | 2200 | 65 x 105 | 10.1 | 1.98 | 55 | 35 | 17222E3 | 57222E3 | 37222E3 | 77222E3 |
| | 2200 | 76 x 105 | 11.2 | 1.98 | 55 | 35 | 27222E3 | 67222E3 | 47222E3 | 87222E3 |
| | 3300 | 76 x 105 | 13.5 | 2.97 | 37 | 24 | 17332E3 | 57332E3 | 37332E3 | 77332E3 |
| | 3300 | 76 x 146 | 13.9 | 2.97 | 37 | 24 | 27332E3 | 67332E3 | 47332E3 | 87332E3 |
| | 4700 | 76 x 146 | 16.4 | 4.23 | 26 | 17 | 17472E3 | 57472E3 | 37472E3 | 77472E3 |
| | 5600 | 76 x 146 | 17.3 | 5.04 | 23 | 15 | 17562E3 | 57562E3 | 37562E3 | 77562E3 |
| | 6800 | 76 x 220 | 19.8 | 6.1 | 25 | 20 | 17682E3 | 57682E3 | 37682E3 | 77682E3 |
| | 6800 | 90 x 146 | 21.3 | 6.1 | 24 | 19 | - | - | 47682E3 | 87682E3 |
| | 10 000 | 90 x 220 | 26.5 | 9.0 | 17 | 14 | - | - | 47103E3 | 87103E3 |



| ADDITIONAL ELECTRICAL DATA | | |
|------------------------------------|----------------------|------------------------------------|
| PARAMETER | CONDITIONS | VALUE |
| Voltage | | |
| Surge voltage | ≤ 250 V versions | $U_S = 1.15 \times U_R$ |
| | ≥ 350 V versions | $U_S = 1.1 \times U_R$ |
| Reverse voltage | | $U_{rev} \leq 1 \text{ V}$ |
| Current | | |
| Leakage current | After 1 min at U_R | $I_{L1} \leq 0.006 C_R \times U_R$ |
| | After 5 min at U_R | $I_{L5} \leq 0.002 C_R \times U_R$ |
| Inductance | | |
| Equivalent series inductance (ESL) | Case Ø D = 35 mm | Typ. 13 nH |
| | Case Ø D = 50 mm | Typ. 16 nH |
| | Case Ø D = 65 mm | Typ. 19 nH ⁽¹⁾ |
| | Case Ø D = 76 mm | Typ. 20 nH ⁽¹⁾ |
| | Case Ø D = 90 mm | Typ. 21 nH ⁽¹⁾ |

Note

⁽¹⁾ Low ESL designs available on request

RIPPLE CURRENT AND USEFUL LIFE

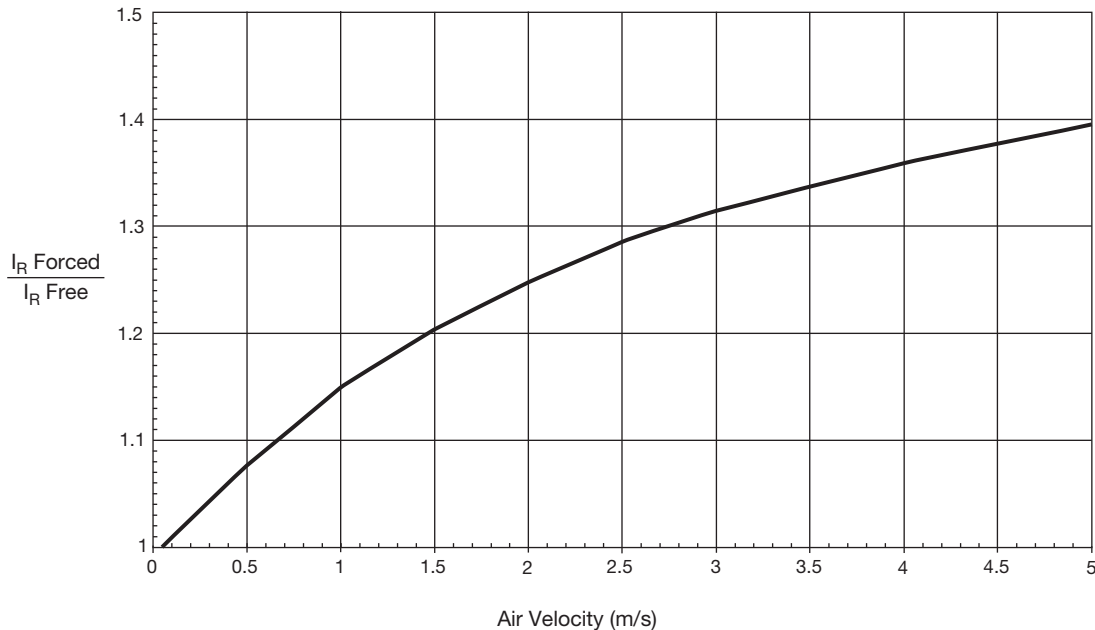


Fig. 3 - Multiplier of ripple current (I_R) as a function of air flow

| MAXIMUM RIPPLE CURRENT | | | |
|-----------------------------------|-----------|-----------------------------------|-------|
| PARAMETER | CONDITION | MAXIMUM RIPPLE CURRENT MULTIPLIER | VALUE |
| Ambient temperature (T_{amb}) | 70 °C | from nomogram; see fig. 4 | 1.6 |
| Operating frequency (f) | 400 Hz | from frequency; see table 4 | 1.3 |
| Air flow | 2 m/s | from air flow; see fig. 3 | 1.25 |

Note

- Calculation example for 102 series. maximum ripple current multiplier = $1.6 \times 1.3 \times 1.25 = 2.6$



CCC205-05

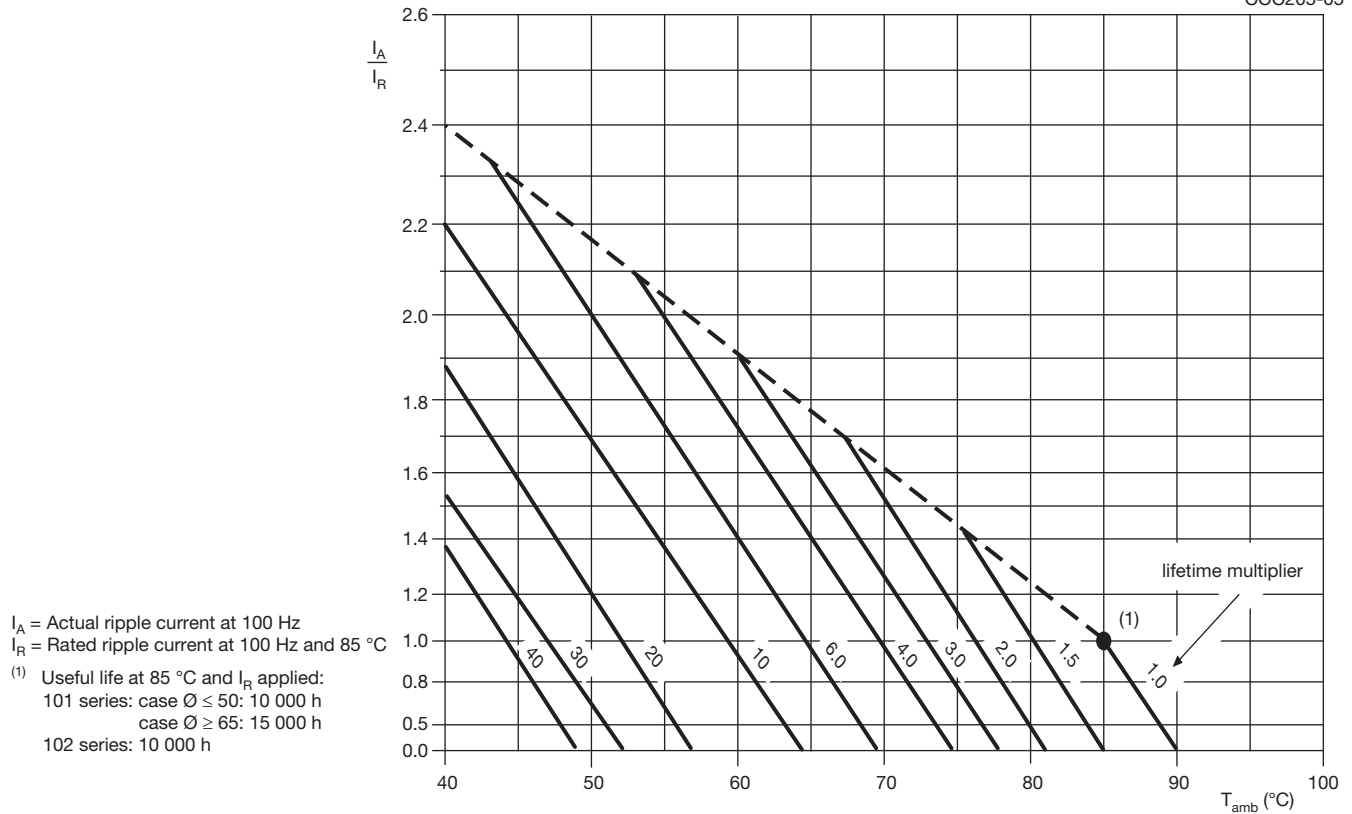


Fig. 4 - Multiplier of useful life as a function of ambient temperature and ripple current load

Table 4

| MULTIPLIER OF RIPPLE CURRENT (I_R) AS A FUNCTION OF FREQUENCY | | |
|---|------------------|------|
| FREQUENCY (Hz) | I_R MULTIPLIER | |
| | 101 | 102 |
| 50 | 0.85 | 0.90 |
| 100 | 1.00 | 1.00 |
| 200 | 1.10 | 1.20 |
| 400 | 1.15 | 1.30 |
| 1000 | 1.20 | 1.40 |
| 10 000 | 1.30 | 1.50 |



Table 5

| TEST PROCEDURES AND REQUIREMENTS | | | |
|--|--|--|---|
| TEST | | PROCEDURE (quick reference) | REQUIREMENTS |
| NAME OF TEST | REFERENCE | | |
| Endurance | IEC 60384-4/EN130300 subclause 4.13 | $T_{amb} = 85\text{ }^{\circ}\text{C}$; U_R applied; 2000 h | $U_R \leq 100\text{ V}$; $\Delta C/C: \pm 15\%$ $U_R > 100\text{ V}$; $\Delta C/C: \pm 10\%$ $\tan \delta \leq 1.3 \times \text{spec. limit}$ $Z \leq 2 \times \text{spec. limit}$ $I_{L5} \leq \text{spec. limit}$ |
| Useful life | CECC 30301 subclause 1.8.1 | $T_{amb} = 85\text{ }^{\circ}\text{C}$; U_R and I_R applied 101 series: case $\varnothing D \leq 50$: 10 000 h case $\varnothing D \geq 65$: 15 000 h 102 series: 10 000 h | $U_R \leq 100\text{ V}$; $\Delta C/C: \pm 45\%$ $U_R > 100\text{ V}$; $\Delta C/C: \pm 30\%$ $\tan \delta \leq 3 \times \text{spec. limit}$ $Z \leq 3 \times \text{spec. limit}$ $I_{L5} \leq \text{spec. limit}$ no short or open circuit, no visible damage Total failure percentage: $U_R \leq 100\text{ V}; \leq 1\%$ $U_R > 100\text{ V}; \leq 3\%$ |
| Shelf life (storage at high temperature) | IEC 60384-4/EN130300 subclause 4.17 | $T_{amb} = 85\text{ }^{\circ}\text{C}$; no voltage applied; 500 h after test: U_R to be applied for 30 min, 24 h to 48 h before measurement | $\Delta C/C: \pm 10\%$ $\tan \delta \leq 1.2 \times \text{spec. limit}$ $I_{L5} \leq 2 \times \text{spec. limit}$ |



Disclaimer

ALL PRODUCT, PRODUCT SPECIFICATIONS AND DATA ARE SUBJECT TO CHANGE WITHOUT NOTICE TO IMPROVE RELIABILITY, FUNCTION OR DESIGN OR OTHERWISE.

Vishay Intertechnology, Inc., its affiliates, agents, and employees, and all persons acting on its or their behalf (collectively, "Vishay"), disclaim any and all liability for any errors, inaccuracies or incompleteness contained in any datasheet or in any other disclosure relating to any product.

Vishay makes no warranty, representation or guarantee regarding the suitability of the products for any particular purpose or the continuing production of any product. To the maximum extent permitted by applicable law, Vishay disclaims (i) any and all liability arising out of the application or use of any product, (ii) any and all liability, including without limitation special, consequential or incidental damages, and (iii) any and all implied warranties, including warranties of fitness for particular purpose, non-infringement and merchantability.

Statements regarding the suitability of products for certain types of applications are based on Vishay's knowledge of typical requirements that are often placed on Vishay products in generic applications. Such statements are not binding statements about the suitability of products for a particular application. It is the customer's responsibility to validate that a particular product with the properties described in the product specification is suitable for use in a particular application. Parameters provided in datasheets and/or specifications may vary in different applications and performance may vary over time. All operating parameters, including typical parameters, must be validated for each customer application by the customer's technical experts. Product specifications do not expand or otherwise modify Vishay's terms and conditions of purchase, including but not limited to the warranty expressed therein.

Except as expressly indicated in writing, Vishay products are not designed for use in medical, life-saving, or life-sustaining applications or for any other application in which the failure of the Vishay product could result in personal injury or death. Customers using or selling Vishay products not expressly indicated for use in such applications do so at their own risk. Please contact authorized Vishay personnel to obtain written terms and conditions regarding products designed for such applications.

No license, express or implied, by estoppel or otherwise, to any intellectual property rights is granted by this document or by any conduct of Vishay. Product names and markings noted herein may be trademarks of their respective owners.

Material Category Policy

Vishay Intertechnology, Inc. hereby certifies that all its products that are identified as RoHS-Compliant fulfill the definitions and restrictions defined under Directive 2011/65/EU of The European Parliament and of the Council of June 8, 2011 on the restriction of the use of certain hazardous substances in electrical and electronic equipment (EEE) - recast, unless otherwise specified as non-compliant.

Please note that some Vishay documentation may still make reference to RoHS Directive 2002/95/EC. We confirm that all the products identified as being compliant to Directive 2002/95/EC conform to Directive 2011/65/EU.

Vishay Intertechnology, Inc. hereby certifies that all its products that are identified as Halogen-Free follow Halogen-Free requirements as per JEDEC JS709A standards. Please note that some Vishay documentation may still make reference to the IEC 61249-2-21 definition. We confirm that all the products identified as being compliant to IEC 61249-2-21 conform to JEDEC JS709A standards.

Данный компонент на территории Российской Федерации

Вы можете приобрести в компании MosChip.

Для оперативного оформления запроса Вам необходимо перейти по данной ссылке:

<http://moschip.ru/get-element>

Вы можете разместить у нас заказ для любого Вашего проекта, будь то серийное производство или разработка единичного прибора.

В нашем ассортименте представлены ведущие мировые производители активных и пассивных электронных компонентов.

Нашей специализацией является поставка электронной компонентной базы двойного назначения, продукции таких производителей как XILINX, Intel (ex.ALTERA), Vicor, Microchip, Texas Instruments, Analog Devices, Mini-Circuits, Amphenol, Glenair.

Сотрудничество с глобальными дистрибьюторами электронных компонентов, предоставляет возможность заказывать и получать с международных складов практически любой перечень компонентов в оптимальные для Вас сроки.

На всех этапах разработки и производства наши партнеры могут получить квалифицированную поддержку опытных инженеров.

Система менеджмента качества компании отвечает требованиям в соответствии с ГОСТ Р ИСО 9001, ГОСТ РВ 0015-002 и ЭС РД 009

Офис по работе с юридическими лицами:

105318, г.Москва, ул.Щербаковская д.3, офис 1107, 1118, ДЦ «Щербаковский»

Телефон: +7 495 668-12-70 (многоканальный)

Факс: +7 495 668-12-70 (доб.304)

E-mail: info@moschip.ru

Skype отдела продаж:

moschip.ru

moschip.ru_4

moschip.ru_6

moschip.ru_9