

NON-ISOLATED DC/DC CONVERTERS

3.3 Vdc Input 5.0 Vdc / 4 A Output


bel
POWER PRODUCTS

xRPC-04C50x

RoHS Compliant

Rev.A

- Non-Isolated
- High Efficiency
- Fixed Frequency
- Low Cost
- High Power Density
- Industry Standard Footprint



Description

The xRPC-04C50x series are part of low-cost non-isolated boost dc/dc converters that operate from a nominal 3.3 Vdc source. The modules use a SIP package for ease of layout and space savings. The output is closely regulated and the efficiency for 5.0 Vdc output is typically 92.5% at full load. Standard features include high efficiency, fixed frequency, industry standard footprint and high power density.

Part Selection

Output Voltage	Input Voltage	Max. Output Current	Max. Output Power	Typical Efficiency	Model Number Without Coating	Model Number With Coating
5.0 Vdc	3.3 Vdc	4 A	20 W	92.5%	VRPC-04C50A	VRPC-04C50W ¹

Notes: 1. "W" indicates special coating.

2. Replace the first letter of the model number with "0" for horizontal mount package.

3. Add "G" suffix at the end of the model numbers listed above to indicate "Tray Packaging".

4. All part numbers above indicate RoHS 6. Change the second letter "R" to "7" for RoHS 5 part numbers.

Absolute Maximum Ratings

Parameter	Min	Typ	Max	Notes
Input Voltage (continuous)	-0.3 V	-	5 V	
Ambient Temperature	-40 °C	-	85 °C	
Storage Temperature	-40 °C	-	125 °C	

Note: Use beyond the maximum ratings may cause a reliability degradation of the dc/dc converter or may permanently damage the device.

Input Specifications

Parameter	Min	Typ	Max	Notes
Operating Input Voltage	3 V	-	4 V	
Input Current (full load)	-	-	8 A	
Input Current (no load)	-	-	400 mA	
Input Reflected Ripple Current (pk-pk)	-	120 mA	200 mA	Tested with a 270 uF/10 V input capacitor with ESR=0.03 ohm max at 100 kHz & simulated source impedance of 500 nH, 5 Hz to 20 MHz.
Input Reflected Ripple Current (rms)	-	25 mA	50 mA	
I ² t Inrush Current Transient	-	0.01 A ² s	0.02 A ² s	

Note: All specifications are typical at 25 °C unless otherwise stated.

NON-ISOLATED DC/DC CONVERTERS

3.3 Vdc Input 5.0 Vdc / 4 A Output



Output Specifications

Parameter	Min	Typ	Max	Notes
Output Voltage Set Point	4.9 V	5.0 V	5.1 V	
Load Regulation	-	10 mV	25 mV	
Line Regulation	-	5 mV	15 mV	
Regulation Over Temperature (-40 °C to 85 °C)	-	15 mV	45 mV	
Output Current	0 A	-	4 A	
Output Ripple and Noise (pk-pk)	-	50 mV	100 mV	Test conditions: 0-20 MHz BW, with external 1 uF / 10 V ceramic capacitor at the output
Output Ripple and Noise (rms)	-	15 mV	30 mV	
Turn on Time	-	10 mS	-	
Overshoot at Turn on	-	0%	3%	
Output Capacitance	0 uF	-	1600 uF	
Transient Response				
50% ~ 100% Max Load	Vo = 5.0 V	-	100 mV	di/dt=0.1 A/uS; Vin=3.3 V; and with external 220 uF Tantalum capacitor & 1 uF / 10 V ceramic capacitor at the output.
Settling Time		-	200 uS	
100% ~ 50% Max Load		-	100 mV	
Settling Time		-	200 uS	

- Notes:** 1. This module has no internal OVP. An external OVP protection is always employed.
2. All specifications are typical at nominal input, full load at 25 °C unless otherwise stated.

General Specifications

Parameter	Min	Typ	Max	Notes
Efficiency	89%	92.5%	-	Vin=3.3 V, full load
Switching Frequency	200 kHz	250 kHz	300 kHz	
MTBF	8,754,928 hours			Calculated Per Bell Core SR-332 (Io = 80% load; Vin=3.3 V; Ta = 25 °C)
Dimensions Inches (L x W x H) Millimeters (L x W x H)	2.5 x 0.55 x 0.34 63.50 x 13.98 x 8.64			VRPC-04C50x
	2.5 x 0.55 x 0.375 63.50 x 13.98 x 9.53			0RPC-04C50x
Weight	-	9.2 g	-	

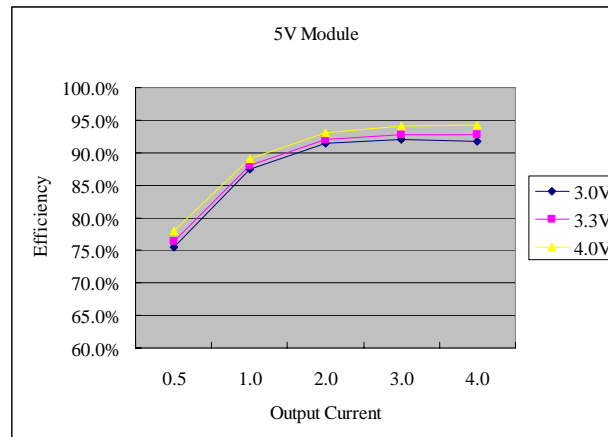
Note: All specifications are typical at 25 °C unless otherwise stated.

NON-ISOLATED DC/DC CONVERTERS

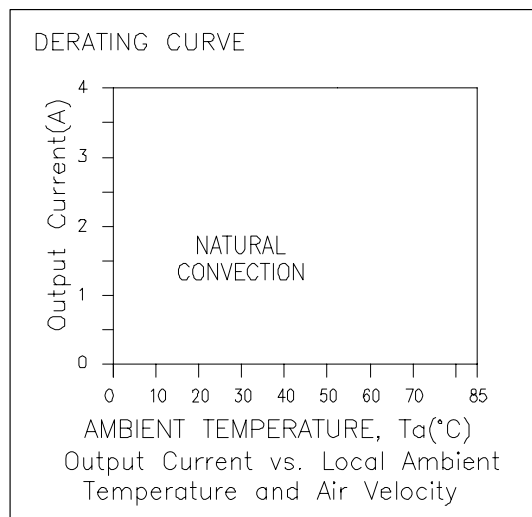
3.3 Vdc Input 5.0 Vdc / 4 A Output



Efficiency Data



Thermal Derating Curve

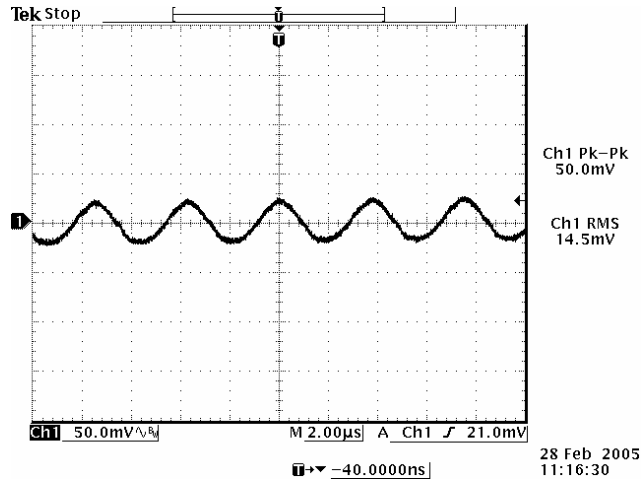


NON-ISOLATED DC/DC CONVERTERS

3.3 Vdc Input 5.0 Vdc / 4 A Output

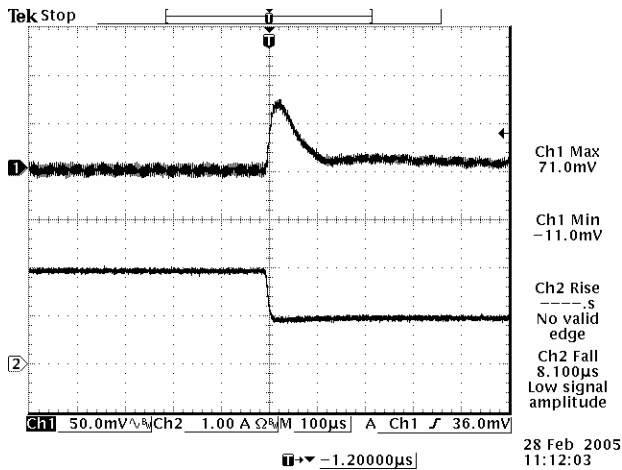


Ripple and Noise Waveform

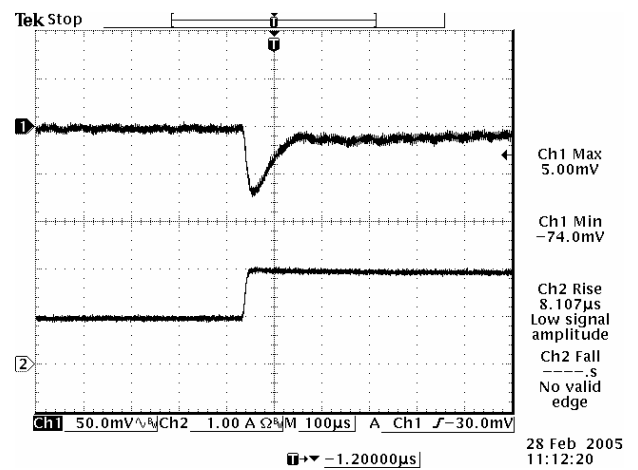


Note: Ripple and noise at max load, 3.3 Vdc input, 5 Vdc output, 0-20 MHz BW, with 1 uF/10 V ceramic capacitor, and Ta=25 deg C

Transient Response Waveforms



25% to 50% load step at 3.3 Vdc input, 5 Vdc output



50% to 25% load step at 3.3 Vdc input, 5 Vdc output

Note: Transient response at di/dt=0.1 A/uS, with 220 uF/10 V tantalum capacitor at the output, and Ta=25 deg C.

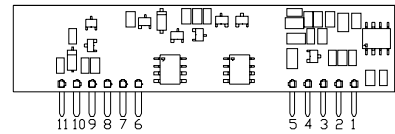
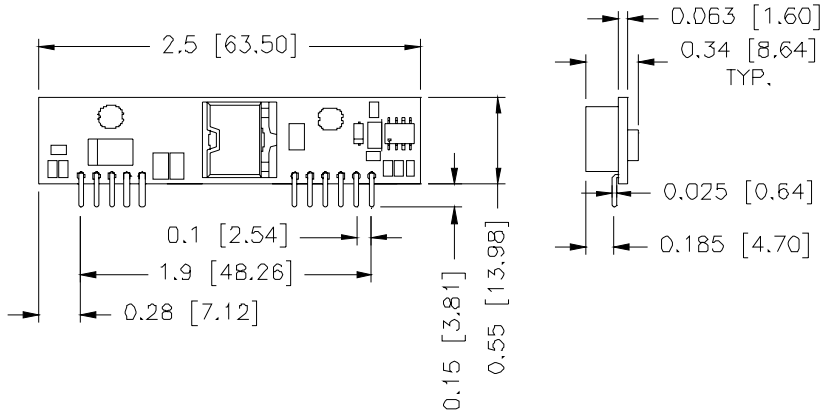
NON-ISOLATED DC/DC CONVERTERS

3.3 Vdc Input 5.0 Vdc / 4 A Output

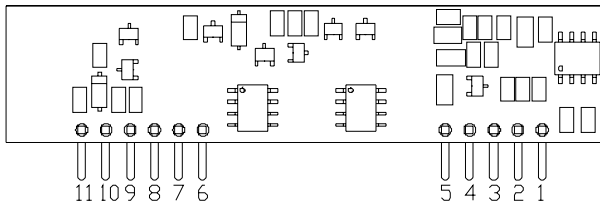


Mechanical Outline

VRPC-04C50x



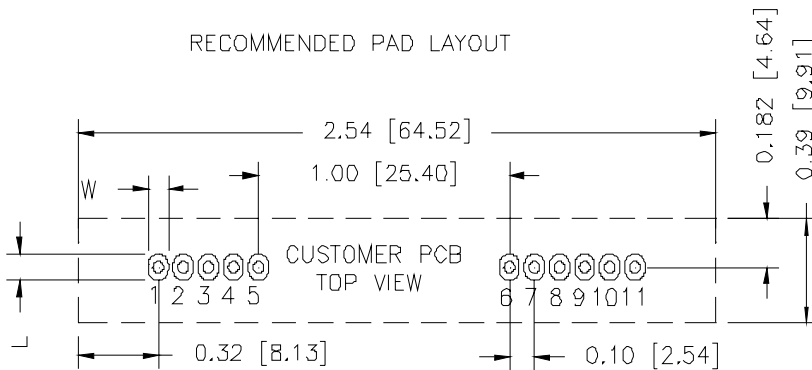
UNIT: INCH [MM]



Pin Connections

Pin	Function
1	Vo+
2	Vo+
3	Vo+
4	Vo -
5	Vo -
6	Vin -
7	Vin -
8	Vin+
9	Vin+
10	Vin+
11	Vin+

RECOMMENDED PAD LAYOUT



HOLE SIZE: $\varnothing 0.043 \pm 0.003$ [1.08 \pm 0.08]
 PAD SIZE: W 0.063 ± 0.002 [1.63 \pm 0.05]
 L 0.10 ± 0.004 [2.54 \pm 0.10] BOTH SIDE

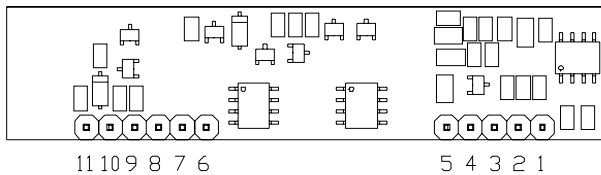
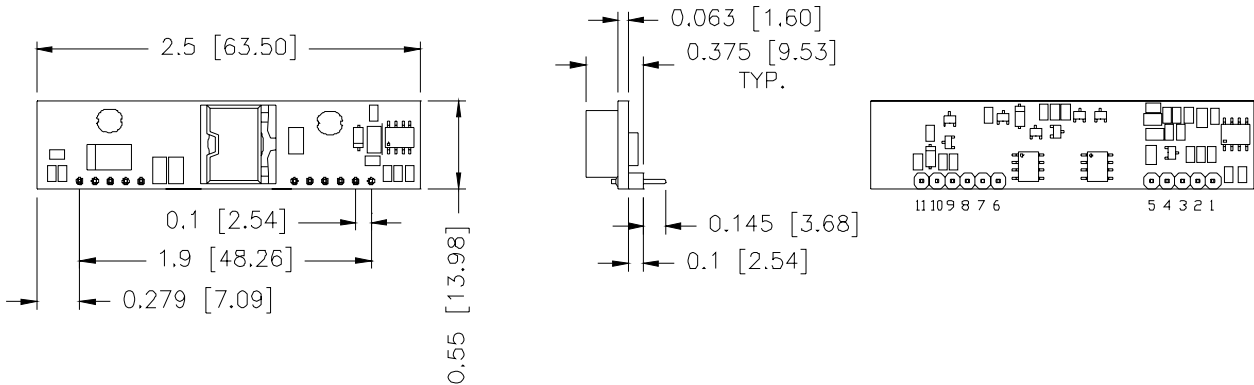
NON-ISOLATED DC/DC CONVERTERS

3.3 Vdc Input 5.0 Vdc / 4 A Output



Mechanical Outline (continued)

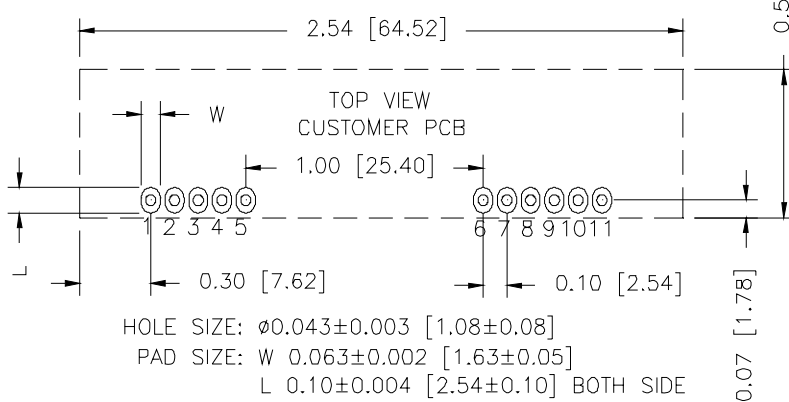
0RPC-04C50x



Pin Connections

Pin	Function
1	Vo+
2	Vo+
3	Vo+
4	Vo+
5	Vo -
6	Vin -
7	Vin -
8	Vin+
9	Vin+
10	Vin+
11	Vin+

RECOMMENDED PAD LAYOUT



RoHS Compliance

Complies with the European Directive 2002/95/EC, calling for the elimination of lead and other hazardous substances from electronic products.



©2007 Bel Fuse Inc. Specifications subject to change without notice. 013007

CORPORATE

Bel Fuse Inc.
 206 Van Vorst Street
 Jersey City, NJ 07302
 Tel 201-432-0463
 Fax 201-432-9542
www.belfuse.com

FAR EAST

Bel Fuse Ltd.
 8F/ 8 Luk Hop Street
 San Po Kong
 Kowloon, Hong Kong
 Tel 852-2328-5515
 Fax 852-2352-3706
www.belfuse.com

EUROPE

Bel Fuse Europe Ltd.
 Preston Technology Management Centre
 Marsh Lane, Suite G7, Preston
 Lancashire, PR1 8UD, U.K.
 Tel 44-1772-556601
 Fax 44-1772-888366
www.belfuse.com

Данный компонент на территории Российской Федерации

Вы можете приобрести в компании MosChip.

Для оперативного оформления запроса Вам необходимо перейти по данной ссылке:

<http://moschip.ru/get-element>

Вы можете разместить у нас заказ для любого Вашего проекта, будь то серийное производство или разработка единичного прибора.

В нашем ассортименте представлены ведущие мировые производители активных и пассивных электронных компонентов.

Распределительные склады, находящиеся в России, Европе и в Китае, позволяют нам оперативно поставить необходимые компоненты в оптимальные для Вас сроки.

На всех этапах разработки и производства наши партнеры могут получить квалифицированную поддержку опытных инженеров.

Система менеджмента качества компании отвечает требованиям ISO 9001:2011

Офис по работе с юридическими лицами:

107023, г.Москва, Семеновский переулок, д.6, Бизнес-центр «АВС»

Телефон: +7 495 668-12-70 (многоканальный)

Факс: +7 495 668-12-70 (доб.304)

E-mail: info@moschip.ru

Skype отдела продаж:

moschip.ru_3	moschip.ru_6
moschip.ru_4	moschip.ru_7
moschip.ru_11	moschip.ru_8
moschip.ru_12	moschip.ru_9