

# Q14 series

Ø14 mm panel mount LED indicators



## DISTINCTIVE FEATURES

10 mm colored diffused epoxy lens or 10 mm water clear super bright LEDs

Prominent and flush bezel styles

(2.8 x 0.8) solder lug/faston terminals, pins or (200 mm long) wire terminations

Custom engraving available

## ENVIRONMENTAL SPECIFICATIONS

- IP67 sealing option (EN60529)
- Operating & Storage Temperature Range:  
Rear plastic body: -30 °C to +65° C ( -22 °F to +149 °F)  
Rear epoxy body: -40 °C to +85° C ( -40 °F to +185 °F)

## GENERAL SPECIFICATIONS

- Max Reverse Voltage: 5 V
- Viewing Angle: 30–100° (dependant on model)
- Life Expectancy: 100,000 hours
- Torque: 4 cNm (dependent on option)
- Maximum panel thickness 11 mm

## MATERIALS

- Plated brass bezel finished in bright chrome, black chrome or satin grey and moulded polycarbonate rear body

## MOUNTING



The company reserves the right to change specifications without notice.

All LED characteristics are dependent upon environmental conditions. Therefore published data should be considered nominal and subject to variations.

# Q14 series

Ø14 mm panel mount LED indicators



## ELECTRICAL SPECIFICATIONS

### STANDARD LED INTENSITY

LED COMPONENT SPECIFICATIONS			
	Prominent and Recessed	Flush	Forward Voltage
HE Red	80 mcd	10 mcd	2.0 V
Green	60 mcd	5 mcd	2.2 V
Yellow	50 mcd	4 mcd	2.1 V
Blue	540 mcd	100 mcd	3.3 V
White	1000 mcd	150 mcd	3.3 V
Orange	80 mcd	200 mcd	2.2 V
Bi-color (Typical) (Red/Green)	15/15 mcd	14/10 mcd	2.0V/2.2 V
Tri-color (Typical) (Red/Green/Yellow)	60/50/50mcd	15/10/30 mcd	2.0 V/2.2 V/2.1 V

Bi-color - The color is changed by reversing the polarity of the supply voltage.  
Tri-color - The indicator has red and green LEDs, when both connected yellow is produced.

### SUPER BRIGHT LED INTENSITY

LED COMPONENT SPECIFICATIONS			
	Prominent and Recessed	Flush	Forward Voltage
HE Red	17,000 mcd	2,000 mcd	2.2 V
Green	11,000 mcd	680 mcd	3.3 V
Yellow	4,000 mcd	350 mcd	2.0 V
Blue	2,500mcd	250 mcd	3.3 V
White	4,400 mcd	250 mcd	3.3 V
Orange	2,800 mcd	300 mcd	2.2 V

### HYPER BRIGHT LED INTENSITY

LED COMPONENT SPECIFICATIONS			
	Prominent and Recessed	Flush	Forward Voltage
HE Red	2,800 mcd	800 mcd	2.1 V
Green	2,200 mcd	250 mcd	3.2 V
Yellow	1,300 mcd	250 mcd	2.0 V
Orange	850 mcd	200 mcd	2.1 V

- The operating voltage must not be exceeded by more than 10% as this will result in reduced life expectancy
- Luminous intensity is measured at 20 mA on a discrete led unless otherwise stated.
- Luminous intensities and color shades of white LEDs may vary within a batch.
- Luminous intensity will be reduced with lower operating current.

Voltage	Operating Voltage (Min to Max)	Operating Current (Typical All Types)
02 (No Resistor)	1.8 to 3.3 VDC	20 mA max
6 VDC	5.4 to 6.6 VDC	20 mA
12 VDC	10.8 to 13.2 VDC	20 mA
24 VDC	21.6 to 26.4 VDC	20 mA
28 VDC	25.2 to 30.8 VDC	20 mA
110 VAC	99 to 121 VAC	6 mA
220 VAC	207 to 235 VAC	3 mA

\* Customer to supply resistor for desired operating current.

# Q14 series

Ø14 mm panel mount LED indicators



## BUILD YOUR PART NUMBER

Q	—	—	—	—	—
SERIES	MOUNTING HOLE	BEZEL STYLE	TERMINALS	ANODIZED FLUSH	BEZEL FINISH
	<b>14</b> Ø14mm				
		<b>P</b> Prominent <b>R</b> Recessed <b>F</b> Flush	<b>1</b> Solder Lug/ Fastons (2.8 x 0.8) <b>2</b> Pins <b>3</b> Wires <b>4</b> Rear epoxy Pins	<b>5</b> Rear epoxy Wires <b>6</b> Short body Pins <b>7</b> Short body Wires	<b>AR</b> Red <b>AG</b> Green <b>AY</b> Yellow <b>AB</b> Blue <b>AN</b> Black
					<b>C</b> Bright Chrome <b>B</b> Black Chrome <b>G</b> Satin Grey
—	—	—	—	—	—
TYPE OF ILLUMINATION	LED COLOR	LED COLOR	LED COLOR	VOLTAGE	SEALING
<b>XX</b> Fixed Light <b>KK</b> Flashing Light (12V – 28VDC) <b>YY</b> Bi-color <b>ZZ</b> Tri-color	<b>R</b> Red <b>G</b> Green <b>Y</b> Yellow <b>B</b> Blue <b>W</b> White <b>O</b> Orange <b>HR</b> Hyper Bright Red	<b>HG</b> Hyper Bright Green <b>HY</b> Hyper Bright Yellow <b>HO</b> Hyper Bright Orange <b>SR</b> Super Bright Red <b>SG</b> Super Bright Green <b>SY</b> Super Bright Yellow	<b>SB</b> Super Bright Blue <b>SW</b> Super Bright White <b>RG</b> Red/Green <b>RY</b> Red/Yellow <b>GY</b> Green/Yellow <b>RYG</b> Red/Yellow/Green	<b>02</b> no resistor <b>06</b> 6VDC <b>12</b> 12VDC <b>12A</b> 12VAC/DC <b>24</b> 24VDC <b>24A</b> 24VAC/DC <b>28</b> 28VDC <b>28A</b> 28VAC/DC <b>110</b> 110VAC <b>220</b> 220VAC	<b>(Blank)</b> Unsealed <b>E</b> IP67



## ABOUT THIS SERIES



**Notice:** please note that not all combinations of above numbers are available.

- Gold faston terminal denotes anode (+), silver terminal denotes cathode (-)
- Standard wire length is 200 mm, 22 AWG UL1061, red wire denotes anode (+), black wire denotes cathode (-) for other wire lengths consult APEM
- For LEDs with alternative voltages and multi-voltage options consult APEM
- 110 VAC and 220 VAC, short body terminal options, 5, 6 and 7 please consult the factory
- Bi-color leds, by connecting the gold faston (+) one color is produced, by reversing the supply voltage another color is produced – bi-colors are available up to 28 VDC

- Take care when soldering to the faston terminals (recommended solder temperature 300 °C - 3 sec)
- Short body pins and wires are only available up to 28 VDC
- The Tri-color LED has red and green LEDs when both are connected yellow is produced
- Standard tri-color faston terminals are two anodes (+) and one cathode (-)
- Tri-color wires are one red (+) and one green (+) anode and one black (-) cathode
- Tri-color pins are center (-) cathode, shortest (+) anode pin green, longest (+) anode pin red
- We recommend using Hyperbright or Superbright LEDs for use at 110 VAC and 220 VAC

# Q14 series

Ø14 mm panel mount LED indicators

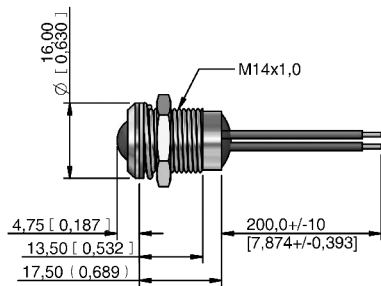
## PROMINENT BEZEL



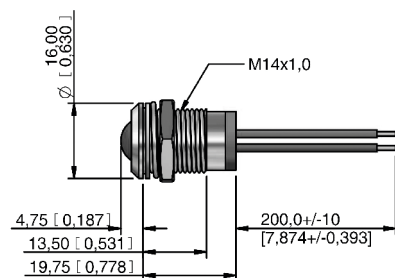
## WIRES



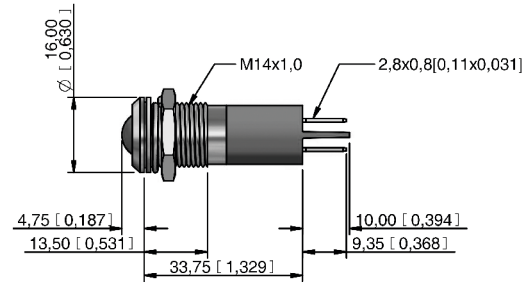
## REAR EPOXY WIRES



## SHORT BODY WIRES



## SOLDER LUG/FASTON



## PINS



## REAR EPOXY PINS



## SHORT BODY PINS



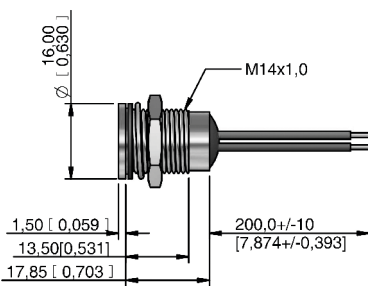
### FLUSH BEZEL



### WIRES



### REAR EPOXY WIRES



### SHORT BODY WIRES



### SOLDER LUG/FASTON



### PINS



### REAR EPOXY PINS



### SHORT BODY PINS



# Q14 series

Ø14 mm panel mount LED indicators

## RECESSED BEZEL



## SOLDER LUG/FASTON



## WIRES



## PINS



## REAR EPOXY WIRES



## REAR EPOXY PINS



## SHORT BODY WIRES



## SHORT BODY PINS



# Q14 series

Ø14 mm panel mount LED indicators

## CUSTOM ENGRAVING

Some common codes are listed above, for your custom requirements please contact APEM.  
Unless specified standard engraving with white infill will be supplied.  
Suffix the part number with legend code :

						
High beam -0AJ	Low beam -097	Rear fog -027	Front fog -026	Windscreen wiper -021	Windscreen washer -022	Ventilator fan -023
						
Turn Signal -0AH	Side lights -098	Horn -041	Hazard warning -013	Heating -018	Brake test -0BU	Arrow -0K6
						
Battery -0AG	Oil can -0GP	Windscreen heating -020	ABS -086	Engine coil -0EL	Seat belt -0SB	USB connection -0UB
						
Steam -0ST	ECU -0EU	Side step -0AD	Air con -012	Engine -040	Boot/Trunk Release -0BR	



## CABLE LENGTH AND CONNECTOR



For custom cable length and connectors contact APEM.

## Данный компонент на территории Российской Федерации

### Вы можете приобрести в компании MosChip.

Для оперативного оформления запроса Вам необходимо перейти по данной ссылке:

<http://moschip.ru/get-element>

Вы можете разместить у нас заказ для любого Вашего проекта, будь то серийное производство или разработка единичного прибора.

В нашем ассортименте представлены ведущие мировые производители активных и пассивных электронных компонентов.

Нашей специализацией является поставка электронной компонентной базы двойного назначения, продукции таких производителей как XILINX, Intel (ex.ALTERA), Vicor, Microchip, Texas Instruments, Analog Devices, Mini-Circuits, Amphenol, Glenair.

Сотрудничество с глобальными дистрибьюторами электронных компонентов, предоставляет возможность заказывать и получать с международных складов практически любой перечень компонентов в оптимальные для Вас сроки.

На всех этапах разработки и производства наши партнеры могут получить квалифицированную поддержку опытных инженеров.

Система менеджмента качества компании отвечает требованиям в соответствии с ГОСТ Р ИСО 9001, ГОСТ РВ 0015-002 и ЭС РД 009

### Офис по работе с юридическими лицами:

105318, г.Москва, ул.Щербаковская д.3, офис 1107, 1118, ДЦ «Щербаковский»

Телефон: +7 495 668-12-70 (многоканальный)

Факс: +7 495 668-12-70 (доб.304)

E-mail: [info@moschip.ru](mailto:info@moschip.ru)

Skype отдела продаж:

moschip.ru

moschip.ru\_4

moschip.ru\_6

moschip.ru\_9