

# 9200 Series/Surface Mount Reed Relays



## Surface Mount Reed Relays

Ideally suited to the needs of Automated Test Equipment, Instrumentation and Telecommunications requirements, Coto's 9200 Series specification tables allow you to select the appropriate relay for your particular application. If your requirements differ, please consult your local representative or Coto's Factory to discuss a custom design.

### Series Features

- ◆ High Insulation Resistance -  $10^{12} \Omega$  minimum ( $10^{13} \Omega$  Typical)
- ◆ High reliability, hermetically sealed contacts for long life
- ◆ Molded thermoset body on integral lead frame design
- ◆ High speed switching compared to electromechanical relays

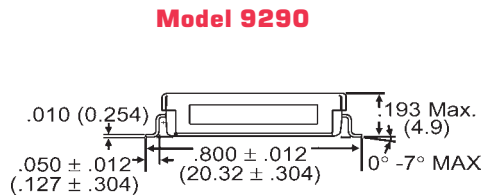
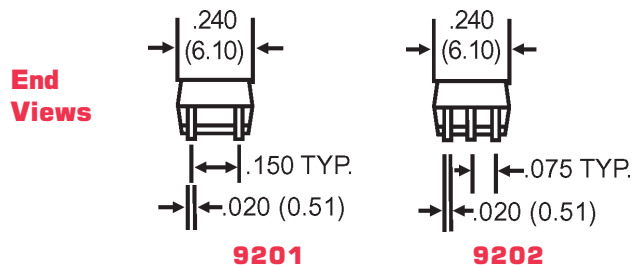
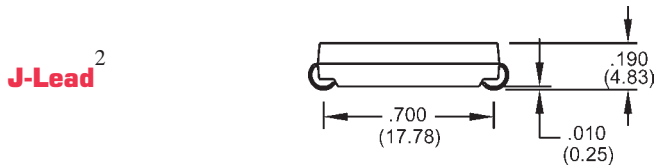
### 9200 Series

- ◆ Low profile - .190" height. Meets high board density requirements
- ◆ 50  $\Omega$  Coaxial Shield for RF and Fast Rise Time Pulse switching

### 9290 Series

- ◆ Low profile - .193" (4.9mm) max height
- ◆ Minimum Footprint .140" Sq. (3.5mm Sq.)
- ◆ 50  $\Omega$  Co-axial Shield for RF and Fast Rise Time Pulse switching
- ◆ External Magnetic Shield
- ◆ UL Recognized
- ◆ Tape and Reel Available

Dimensions in Inches (Millimeters)



### Ordering Information

Part Number	9XXX-XX-XX
Model Number	Lead Style
9201 9202 9290	00=Gull Wing
Coil Voltage	20=J-Lead
05=5 volts	30=Radial (9290 N/A)
12=12 volts	

# 9200 Series/Surface Mount Reed Relays

Model Number			9201	9202	9290
Parameters	Test Conditions	Units	1 Form A	1 Form A 50 Ω Coaxial	1 Form A 50 Ω Coaxial
<b>COIL SPECS.</b>					
Nom. Coil Voltage		VDC	5 12	5 12	5 12
Max. Coil Voltage		VDC	6.5 15.0	6.5 15.0	6.5 15.0
Coil Resistance	+/- 10%, 25° C	Ω	250 650	150 650	160 600
Operate Voltage	Must Operate by	VDC - Max.	3.75 9.0	3.75 9.0	3.75 9.0
Release Voltage	Must Release by	VDC - Min.	0.4 1.0	0.4 1.0	0.4 1.0
<b>CONTACT RATINGS</b>					
Switching Voltage	Max DC/Peak AC Resist.	Volts	200	200	200
Switching Current	Max DC/Peak AC Resist.	Amps	0.5	0.5	0.5
Carry Current	Max DC/Peak AC Resist.	Amps	1.5	1.5	1.5
Contact Rating	Max DC/Peak AC Resist.	Watts	10	10	10
Life Expectancy-Typical <sup>1</sup>	Signal Level 1.0V,10mA	x 10 <sup>6</sup> Ops.	1000	1000	1000
Static Contact Resistance (max. init.)	50mV, 10mA	Ω	0.150	0.150	0.150
Dynamic Contact Resistance (max. init.)	0.5V, 50mA at 100 Hz, 1.5 msec	Ω	0.200	0.200	0.200
<b>RELAY SPECIFICATIONS</b>					
Insulation Resistance (minimum)	Between all Isolated Pins at 100V, 25°C, 40% RH	Ω	10 <sup>12</sup>	10 <sup>12</sup>	10 <sup>12</sup>
Capacitance - Typical Across Open Contacts	No Shield	pF	0.7	-	-
	Shield Floating	pF	-	0.8	1.0
	Shield Guarding	pF	-	0.1	0.2
Open Contact to Coil	No Shield	pF	1.4	-	-
	Shield Floating	pF	-	1.4	2.0
	Shield Guarding	pF	-	0.2	0.4
Contact to Shield	Contacts Open, Shield Floating	pF	-	1.4	2
Dielectric Strength (minimum)	Between Contacts	VDC/peak AC	300	300	250
	Contacts to Shield	VDC/peak AC	-	1500	500
	Contacts/Shield to Coil	VDC/peak AC	1500	1500	500
Operate Time - including bounce - Typical	At Nominal Coil Voltage, 30 Hz Square Wave	msec.	0.40	0.40	0.40
Release Time - Typical	Zener-Diode Suppression <sup>3</sup>	msec.	0.10	0.10	0.10
Top View:					
Dot stamped on top of relay refers to pin #1 location					

## Notes:

<sup>1</sup>Consult factory for life expectancy at other switching loads.

<sup>2</sup>Surface mount component processing temperature: 500°F / 260°C max for 1 minute dwell time. Temperature measured on leads where lead exits molded package.

<sup>3</sup>Consists of 56V Zener diode and 1N4148 diode in series, connected in parallel with coil.

## Environmental Ratings:

Storage Temp: -35°C to +100°C;

Operating Temp: -20°C to +85°C

The operate and release voltage and the coil resistance are specified at 25°C. These values vary by approximately 0.4% / °C as the ambient temperature varies.

Vibration: 20 G's to 2000 Hz; Shock: 50 G's

## Данный компонент на территории Российской Федерации

### Вы можете приобрести в компании MosChip.

Для оперативного оформления запроса Вам необходимо перейти по данной ссылке:

<http://moschip.ru/get-element>

Вы можете разместить у нас заказ для любого Вашего проекта, будь то серийное производство или разработка единичного прибора.

В нашем ассортименте представлены ведущие мировые производители активных и пассивных электронных компонентов.

Нашей специализацией является поставка электронной компонентной базы двойного назначения, продукции таких производителей как XILINX, Intel (ex.ALTERA), Vicor, Microchip, Texas Instruments, Analog Devices, Mini-Circuits, Amphenol, Glenair.

Сотрудничество с глобальными дистрибьюторами электронных компонентов, предоставляет возможность заказывать и получать с международных складов практически любой перечень компонентов в оптимальные для Вас сроки.

На всех этапах разработки и производства наши партнеры могут получить квалифицированную поддержку опытных инженеров.

Система менеджмента качества компании отвечает требованиям в соответствии с ГОСТ Р ИСО 9001, ГОСТ РВ 0015-002 и ЭС РД 009

### Офис по работе с юридическими лицами:

105318, г.Москва, ул.Щербаковская д.3, офис 1107, 1118, ДЦ «Щербаковский»

Телефон: +7 495 668-12-70 (многоканальный)

Факс: +7 495 668-12-70 (доб.304)

E-mail: [info@moschip.ru](mailto:info@moschip.ru)

Skype отдела продаж:

moschip.ru

moschip.ru\_4

moschip.ru\_6

moschip.ru\_9