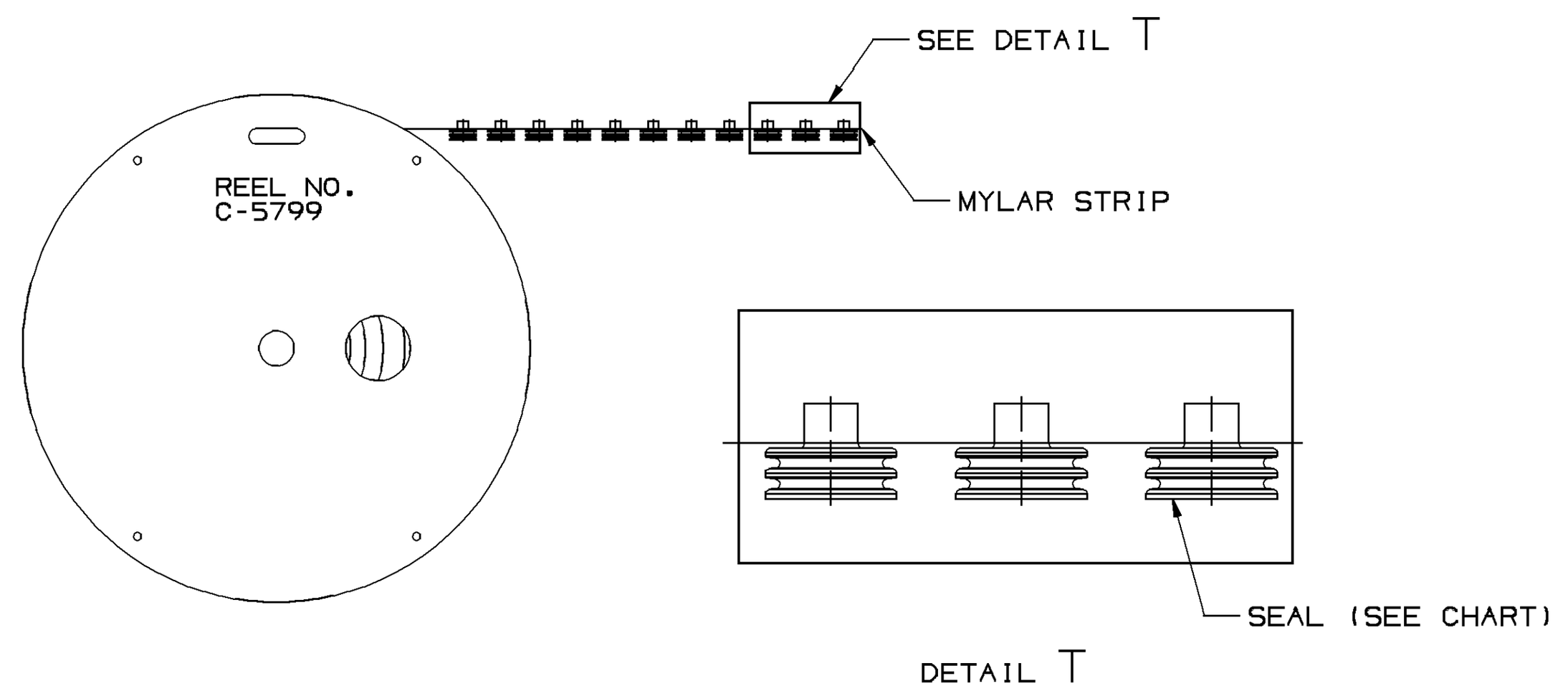

SEAL/MYLAR ASSEMBLY DETAIL

NOTES

1. THE MYLAR TAPE IS ONLY A CARRIER USED AS A PROCESS AID AND IS NOT PART OF THE FINAL HARNESS ASSEMBLY.
2. WHEN PARTS ARE SHIPPED, THEY MUST BE PACKED IN PLASTIC BAGS OR SHIPPING CONTAINERS MUST BE LINED WITH PLASTIC LINERS. BAGS OR LINERS MUST BE SEALED TO AVOID ENTRY OF FOREIGN MATTER.

SCALE NONE

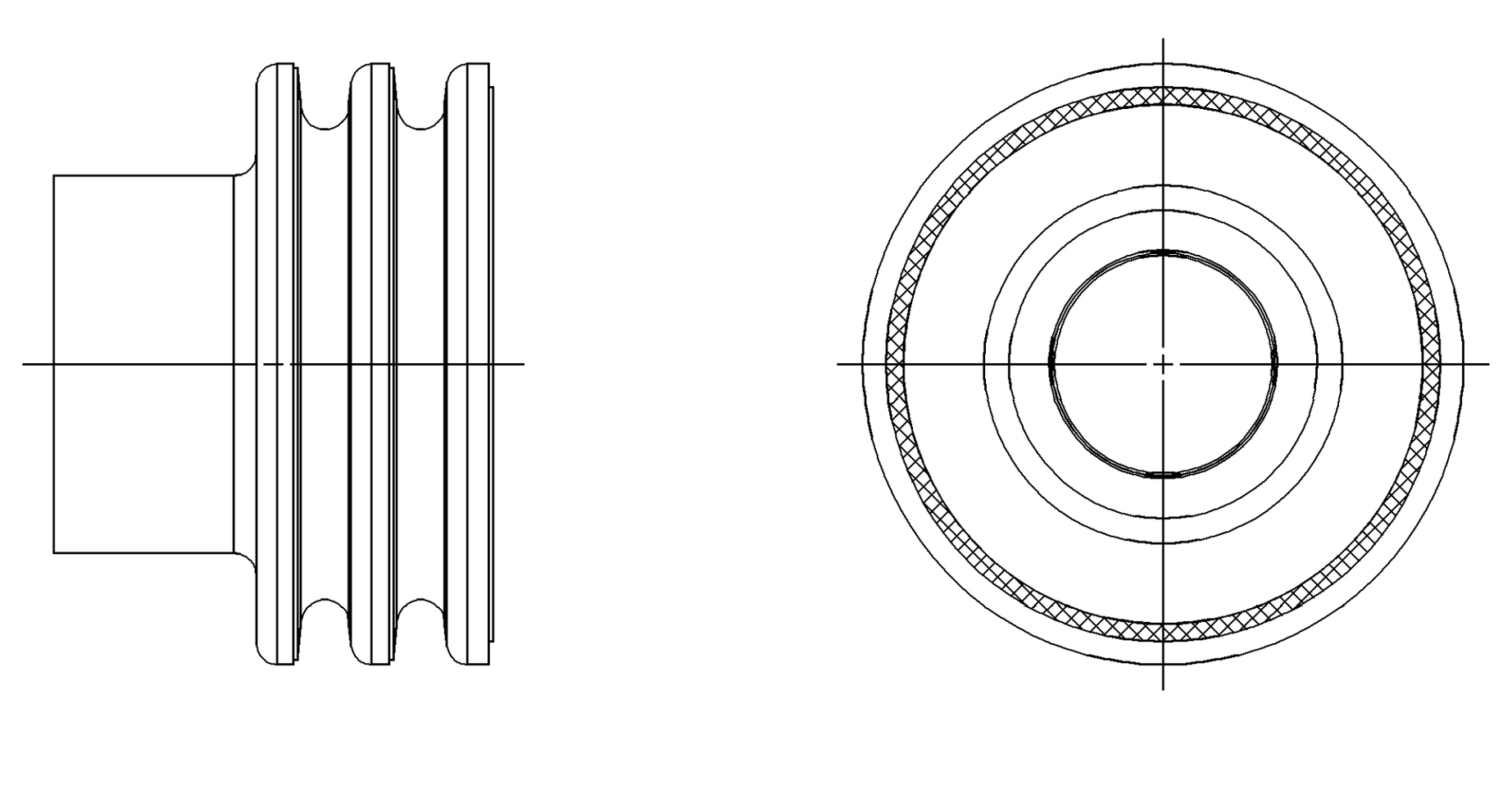

OPTIONAL CONSTRUCTION 1
(ANTI-STICK RING)

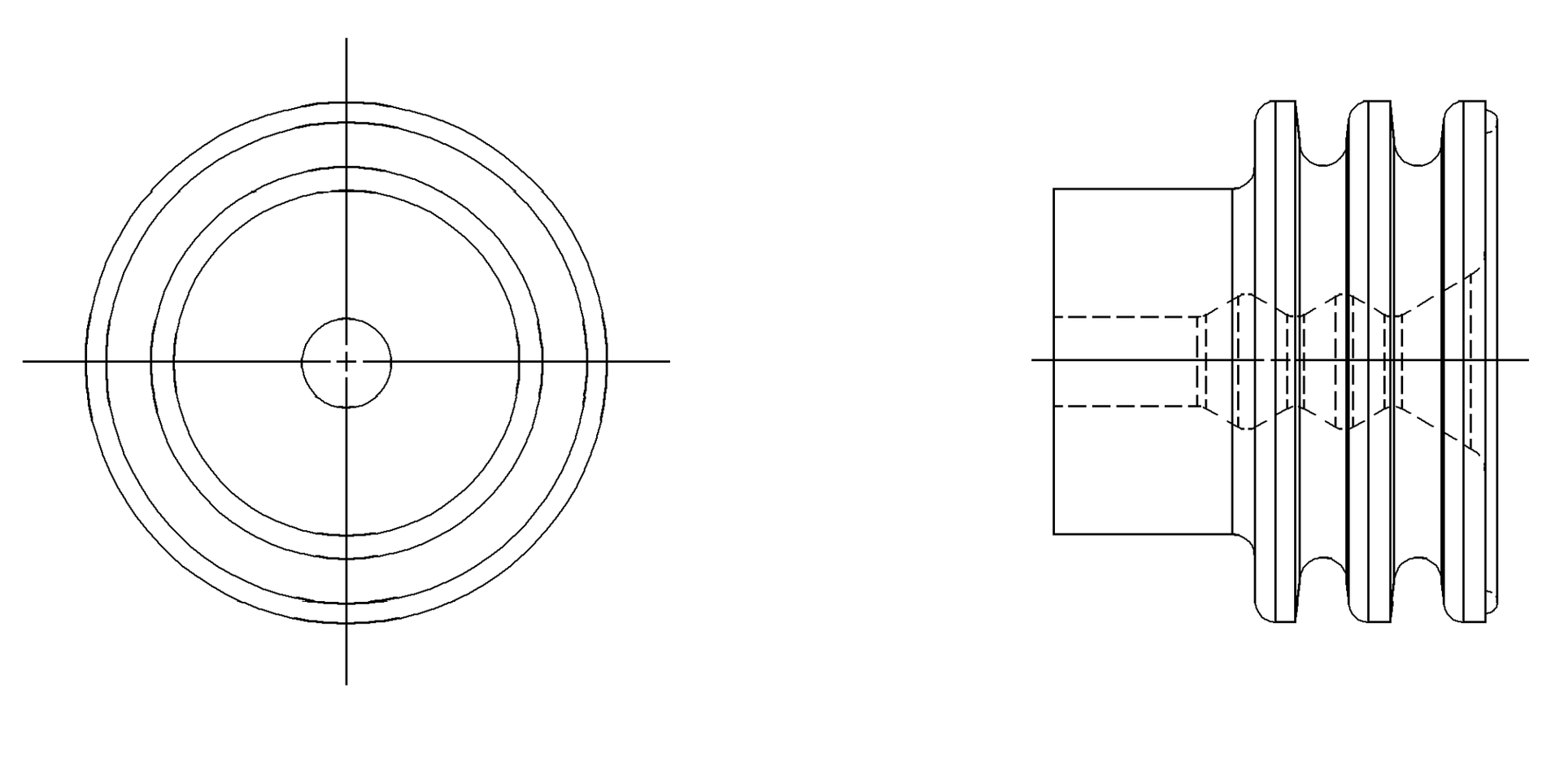

OPTIONAL CONSTRUCTION 2
THIS IS THE PREFERRED CONSTRUCTION FOR NEW TOOL BUILDS
(ANTI-STICK RING)

SYMBOL DEFINITION			MISSING SYMBOLS
A DIMENSION WITHOUT AN INSPECTION REPORT SYMBOL ( ) DOES NOT REQUIRE INSPECTION. IT MAY BE CONTROLLED ON THE INDIVIDUAL COMPONENT DRAWING.	TOTAL NO OF INSPECTIONS REQUIRED	7	NO MISSING SYMBOL NUMBER
	LAST NO. USED	5	

DATE	STG	REV	N/P	CHG	ZONE	REVISION HISTORY	AUTH	DR	APVD 1	APVD 2
16N099	R	001	-	-		REDRAWN TO PD	990009	JLZ	RCH	RH
16N099	R	002	-	-		15324993-97 - RELEASED	990005	JLZ	RCH	RH
07N000	R	003	-	-		15324993-97 - REVISED	202978	JLZ	EAR	JR
07N000	R	004	-	-		15397197 - RELEASED	000005	HH	EAR	JR
15MR04	R	05	-	-		12052668 & 12052387 PER NIN EWO BGLTS; ALL PARTS - UPDATED MATERIAL SPECS	251587	RH	RH	MR
18N004	-	06	-	-	-	12052387 & 12052668 - REVISED DRAWING CHART; 12052668 - REVISED DIM "G"	261372	JS	JS	MR
030C06	R	07	-	-		ALL ACTIVE PARTS - ADDED SEALING RIBS VIEWS, OVERALL LENGTH LABEL, SEALING RIBS LABEL, ANTI-STICK RING OPTIONAL CONSTRUCTION 1 & 2 VIEWS AND DIMS (2 PLCS); REMOVED OPTIONAL CONSTRUCTION VIEWS, CONSTRUCTION LINE VIEWS, TYPES 304-306 DIM ØC FOR TYPE 302, COLUMNS F & G AND REVISED DIMS (2 PLCS); 15324993-97 & 15397197 - MAT'L SPEC WAS M3466 & ADDED ALTERNATE MAT'L SPEC	285215	JBD	FRG	MPR
08JA07	R	08	-	-		10730241, 15344951, 15344032 & 10730240 - ADDED PART NUMBERS AS MYLAR ASSEMBLIES	400035	JTV	FRG	MPR

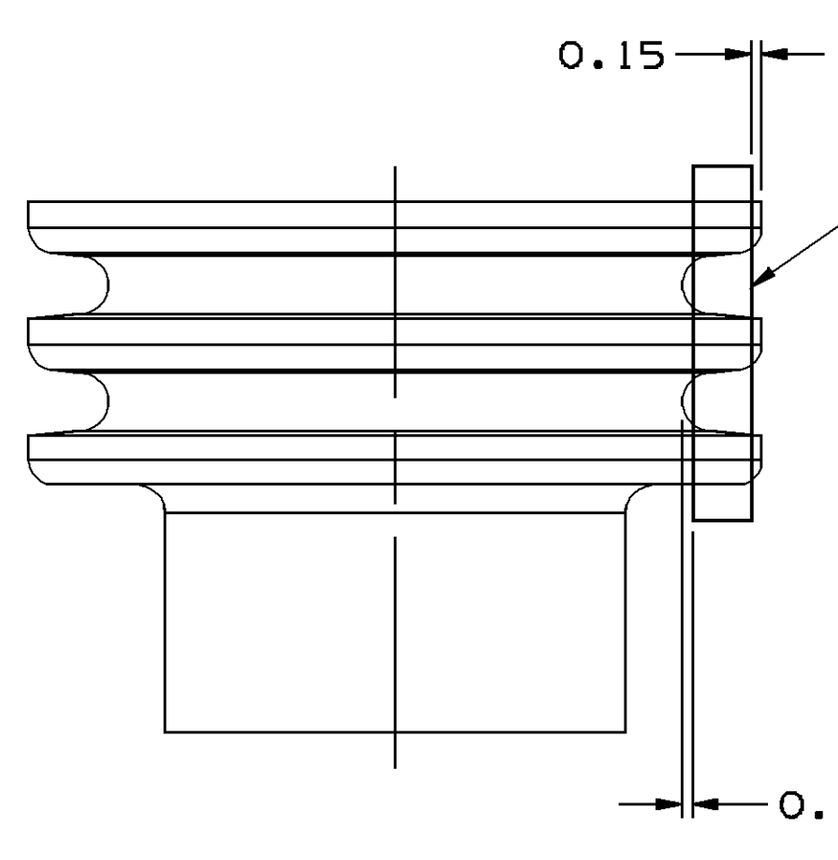

(2) SEALING RIBS MUST BE FREE OF SINKS, VOIDS, KNIT LINES AND FLASH IN THE AREA SHOWN ALL AROUND PART.

SEE VPS A-121 FOR ADDITIONAL INFORMATION.

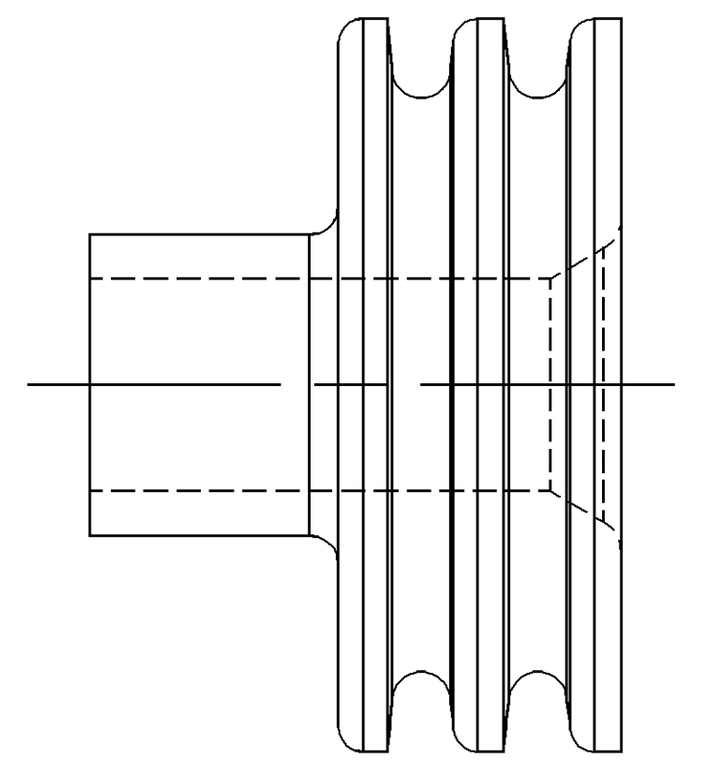

TYPE 302
SAME AS TYPE 301 EXCEPT AS SHOWN

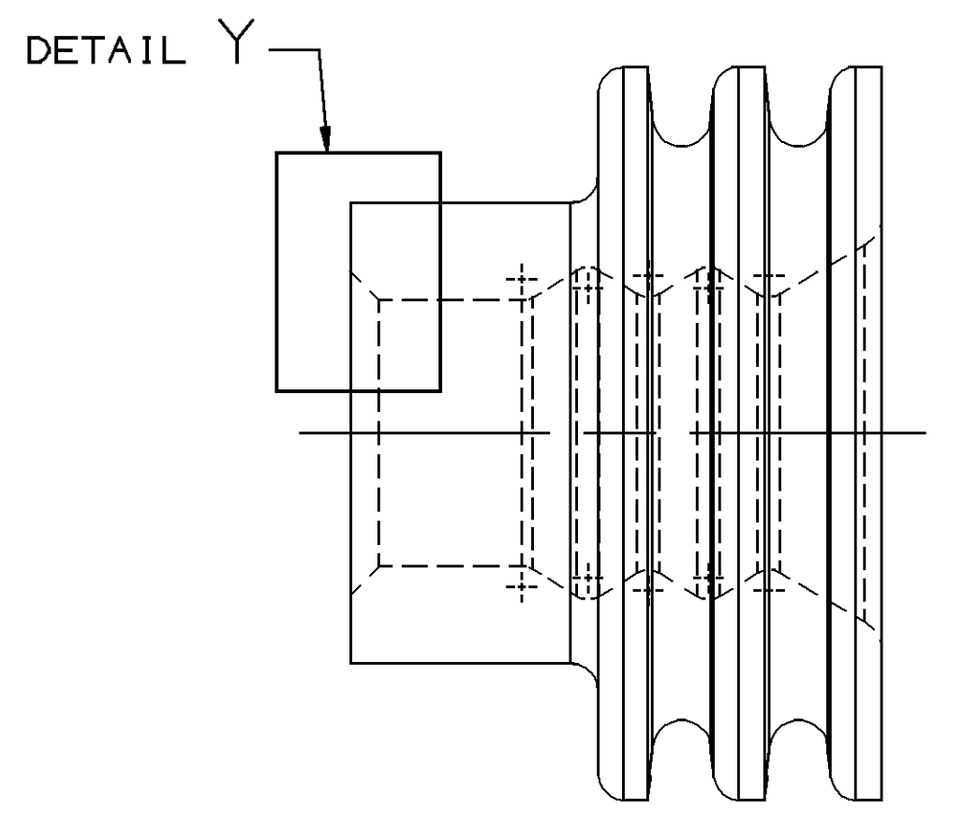

TYPE 303
SAME AS TYPE 301 EXCEPT AS SHOWN

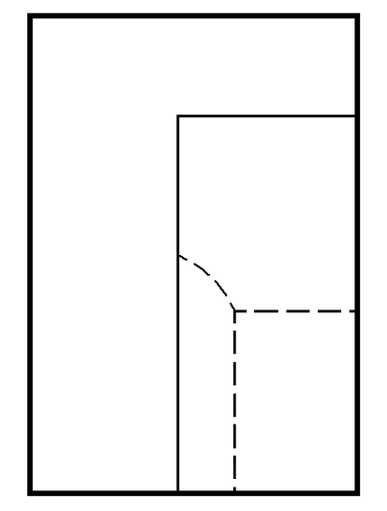

DETAIL Y
SCALE 20:1

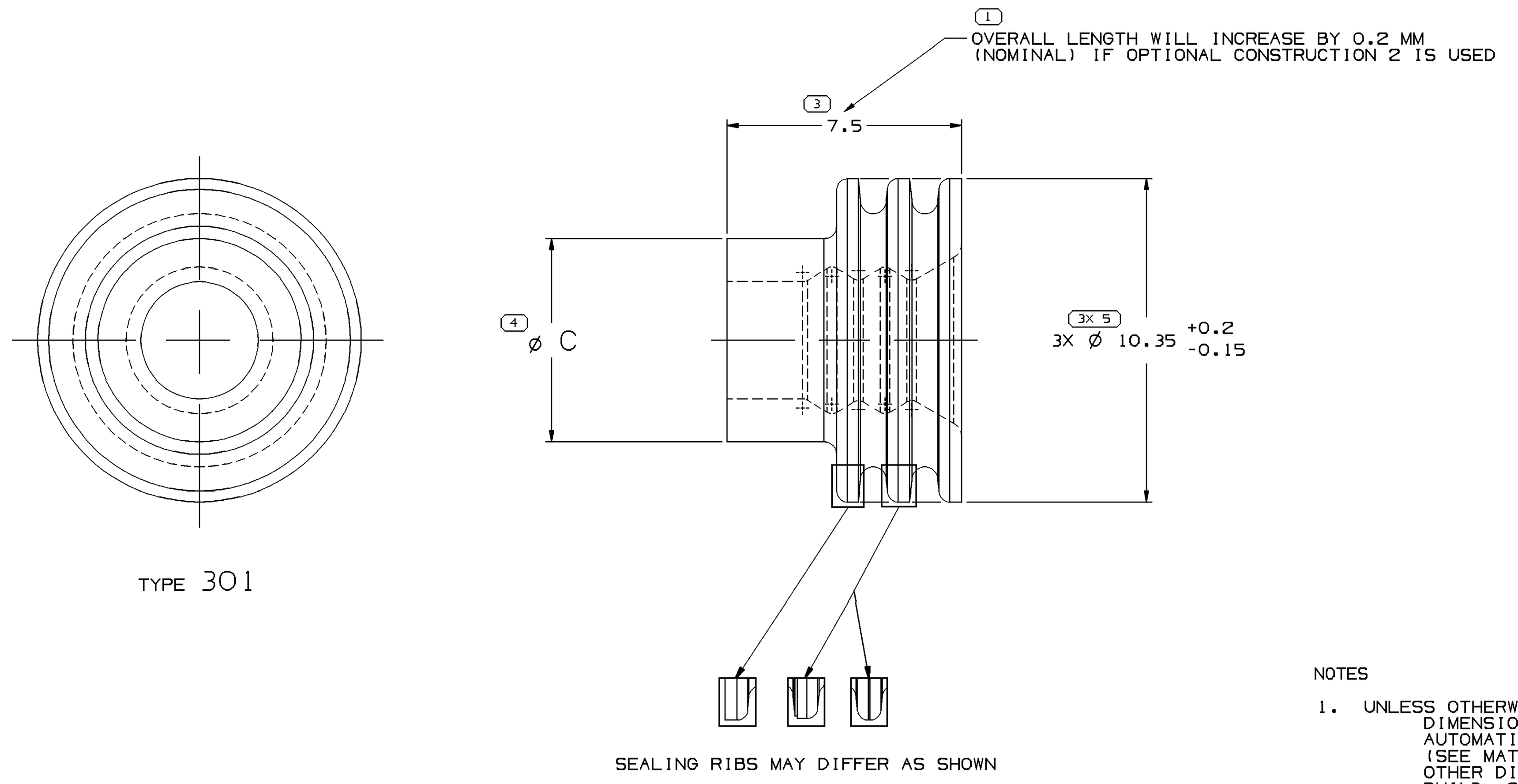

TYPE 301

NOTES

1. UNLESS OTHERWISE SPECIFIED AND/OR INDICATED: DIMENSIONS ARE TO FACE OF VIEW SHOWN AND AUTOMATICALLY ROUNDED BY COMPUTER FOR INSPECTION. (SEE MATH MODEL FOR PRECISE DIMENSIONS.) FOR ALL OTHER DIMENSIONS NOT SHOWN BUT REQUIRED FOR TOOL BUILD, SEE MATH MODEL FOR PRECISE TOOL PATH DATA.
2. PARTS ARE TO BE PACKAGED IN SEALED PLASTIC BAGS. GROSS WEIGHT INCLUDING CARTON IS NOT TO EXCEED 34 POUNDS.
3. TO IMPROVE SEAL TO LEAD PROCESSING ON SLIPPERY OR SMOOTH CABLE INSULATION, THE APPLICATION ENGINEER MAY SPECIFY THE NEXT SMALLER SEAL SIZE P/N IN PLACE OF THE INDICATED SEAL FOR THE "CABLE O.D." LISTED IN THE CHART.

MYLAR & CABLE SEAL ASM PART NO	REV	N/P	STATUS	CABLE SEAL PART NO	REV	N/P	STATUS	MATERIAL SPECIFICATION	COLOR (REF ONLY)	ALTERNATE MATERIAL SPECIFICATION	TYPE	CABLE O.D. ±0.05 SEE NOTE #3	C	VOL CM³	EQUIVALENT CABLE SEAL
				15397197	01	AB		M3469002	BLK	M3466002	301	4.5 - 3.61	6	0.305	
10730240	03	AA		15324997	01	AC		M3469038	TAN	M3466038	301	2.15-1.65	6	0.363	12077759
15344032	01	AA		15324996	01	AC		M3469008	BLU	M3466008	301	4.5-3.61	6	0.305	12052668
15344951	01	AA		15324995	01	AC		M3469037	DK RD	M3466037	301	2.85-2.01	6	0.357	12052388
10730241	01	AA		15324994	01	AC		M3469003	GRA	M3466003	301	3.75-2.81	6	0.335	12052387
				15324993	01	AC		M3469007	GRN	M3466007	301	5.15-4.4	6.5	0.293	12052386
12077760	A2	-		12077759	B3	-		M2261029	TAN	-	301	2.15-1.65	6	0.363	15324997
12059260	A2	-		12052668	02	AB		M3471008	BLU	M2261008	301	4.5-3.61	6	0.305	15324996
12059259	A2	-		12052388	A3	-		M2261019	DK RD	-	301	2.85-2.01	6	0.357	15324995
12059258	A2	-		12052387	03	AB		M3471003	GRA	M2261012	301	3.75-2.81	6	0.335	15324994
12059257	A2	-		12052386	A3	-		M2261001	GRN	-	301	5.15-4.4	6.5	0.293	15324993
				12045772	A2	-	OBSOLETE	M2261001	GRN	-	302	4.21-3.5	4.25	0.275	-

DRAWING NUMBER 12010295
SIZE A1x3 | SCALE 10:1 | FRAME NO 2 OF 2 | SHEET NO 3 OF | STG R | REV 08 | N/P -

(5) PROCESS SENSITIVE DIMENSION

DIMENSIONS ENCLOSED IN ( ) INDICATE REFERENCE DIMENSIONS AND NO TOLERANCE LIMITS ARE ESTABLISHED

DIMENSIONAL RANGE (MM)				CHART	E
FROM / TO	0 / 20	> 20 / 30	> 30 / 70	> 70 / 100	> 100
TOLERANCE UNLESS OTHERWISE SPECIFIED	±0.15	±0.2	±0.3	±0.4	±0.5
ANGULAR TOLERANCE ±2°					

DWG TYPE: PART DRAWING

STYLE

VOLUME (CM³): SEE CHART — DISTR CODE: D

UNLESS OTHERWISE SPECIFIED

THIS DOCUMENT IS IN ACCORDANCE WITH ASME Y14.5M-1994 AS AMENDED BY THE GM GLOBAL DIMENSIONING AND TOLERANCING ADDENDUM-2001. SEPARATE PATTERNS OF FEATURES MAY BE GAGED SEPARATELY REGARDLESS OF DATUM REFERENCES.

ALL DIMENSIONS ARE IN MILLIMETERS

REFERENCE

THIRD ANGLE PROJECTION — DO NOT SCALE — USE MATH DATA — CAD UNIGRAPHICS

DELPHI

DELPHI PACKARD ELECTRIC SYSTEMS
WARREN, OH

		DATE
DR		
APVD1	J. HOUGELMAN	13JA89
APVD2	T. MUDREY	26JA89
APVD3	A. HERMANN	31JA89
APVD4		
APVD5		

SUBSTANCES OF CONCERN AND RECYCLED CONTENT PER DELPHI 10949001

MATERIAL: SEE CHART

DRAWING NAME: TAXI SEAL CBL 1W M/P

DRAWING NUMBER: 12010295

SIZE	SCALE	FRAME NO	SHEET NO	STG	REV	N/P
A1x3	10:1	1 OF 2	3 OF	R	08	-

12010295

Общество с ограниченной ответственностью «МосЧип» ИНН 7719860671 / КПП 771901001
Адрес: 105318, г.Москва, ул.Щербаковская д.3, офис 1107

Данный компонент на территории Российской Федерации

Вы можете приобрести в компании MosChip.

Для оперативного оформления запроса Вам необходимо перейти по данной ссылке:

http://moschip.ru/get-element

Вы можете разместить у нас заказ для любого Вашего проекта, будь то серийное производство или разработка единичного прибора.

В нашем ассортименте представлены ведущие мировые производители активных и пассивных электронных компонентов.

Нашей специализацией является поставка электронной компонентной базы двойного назначения, продукции таких производителей как XILINX, Intel (ex.ALTERA), Vicor, Microchip, Texas Instruments, Analog Devices, Mini-Circuits, Amphenol, Glenair.

Сотрудничество с глобальными дистрибьюторами электронных компонентов, предоставляет возможность заказывать и получать с международных складов практически любой перечень компонентов в оптимальные для Вас сроки.

На всех этапах разработки и производства наши партнеры могут получить квалифицированную поддержку опытных инженеров.

Система менеджмента качества компании отвечает требованиям в соответствии с ГОСТ Р ИСО 9001, ГОСТ РВ 0015-002 и ЭС РД 009

Офис по работе с юридическими лицами:

105318, г.Москва, ул.Щербаковская д.3, офис 1107, 1118, ДЦ «Щербаковский»

Телефон: +7 495 668-12-70 (многоканальный)

Факс: +7 495 668-12-70 (доб.304)

E-mail: info@moschip.ru

Skype отдела продаж:
moschip.ru
moschip.ru_4
moschip.ru_6
moschip.ru_9