

Wind CUBEFuse™

For Wind Power Generation Applications



Catalog Symbol: WCF_RN

Description: Finger-safe, fast-acting CUBEFuse for wind power generation.

Electrical Characteristics: Maximum clearing time at 200% rated current:

- 4 Minutes for 1 to 30A fuses
- 6 Minutes for 35 to 60A fuses
- 8 Minutes for 70 to 100A fuses

Ratings:

- Volts — 690Vac
- Amps — 1-100A
- IR — 50kA AC (1-60A)
- IR — 30kA AC (70-100A)

Agency Information:

- UL Recognized Fuse: Guide JFHR, File E56412
- cURus component certified C22.2

Other Ratings/Specifications:

- Watts Loss at Rated Current:** WCF15RN: 3.48W
 WCF30RN: 5.45W
 WCF60RN: 7.27W
 WCF100RN: 11.50W

Operating and Storage Temperature Range: -40 to 90°C

Material Specifications:

- Case: Glass filled PES (Polyethersulfone)
- Terminals: Copper alloy
- Terminal plating: Electroless tin

Installation:

Fits 690V WCF holders as listed in the table

Application:

- Wind Systems:
 - Transformer protection
 - Pitch and speed control
 - Turbine HVAC and lighting

Carton Quantity and Weight

Amp Rating	Carton Qty.	Weight Per Carton	
		lbs	kg
WCF1-30A	12	1.39	0.63
WCF35-60A	12	1.42	0.65
WCF70-100A	6	1.74	0.79

Features and Product Benefits

- Maximize uptime and reliability using fuses designed and recognized to UL 248 for low voltage fuses
- Fast-acting protection specifically designed for low-fault current conditions that occur in wind power generation systems
- Minimize chances of equipment failure and personnel injury when using full range fuses having fast response time to low-magnitude faults
- Simplify compatibility with readily available industry standard Class CF holders while minimizing panel space by up to 80%
- Meets all UL specified overload opening requirements
- Minimizes incident energy and reduces arc flash hazards utilizing Class J electrical characteristics
- Finger-safe feature minimizes exposure to live parts, reducing hazard to personnel

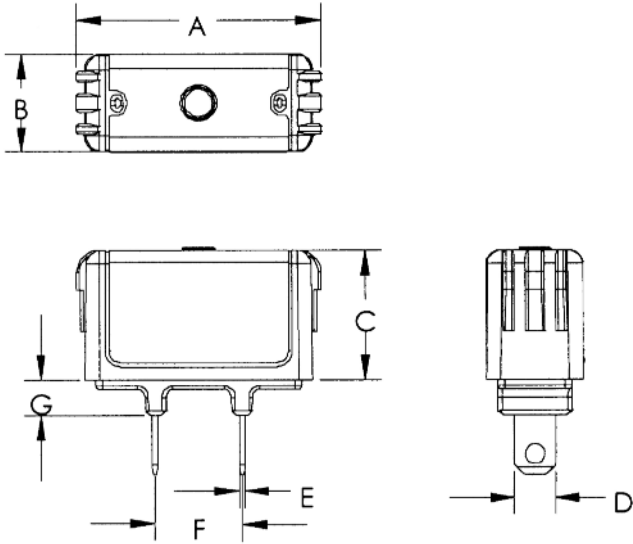
Catalog Numbers (amp rating)

Non-Indicating Wind CUBEFuse				
WCF1RN	WCF15RN	WCF35RN	WCF60RN	WCF100RN
WCF3RN	WCF20RN	WCF40RN	WCF70RN	—
WCF6RN	WCF25RN	WCF45RN	WCF80RN	—
WCF10RN	WCF30RN	WCF50RN	WCF90RN	—

Wind CUBEFuse Holders

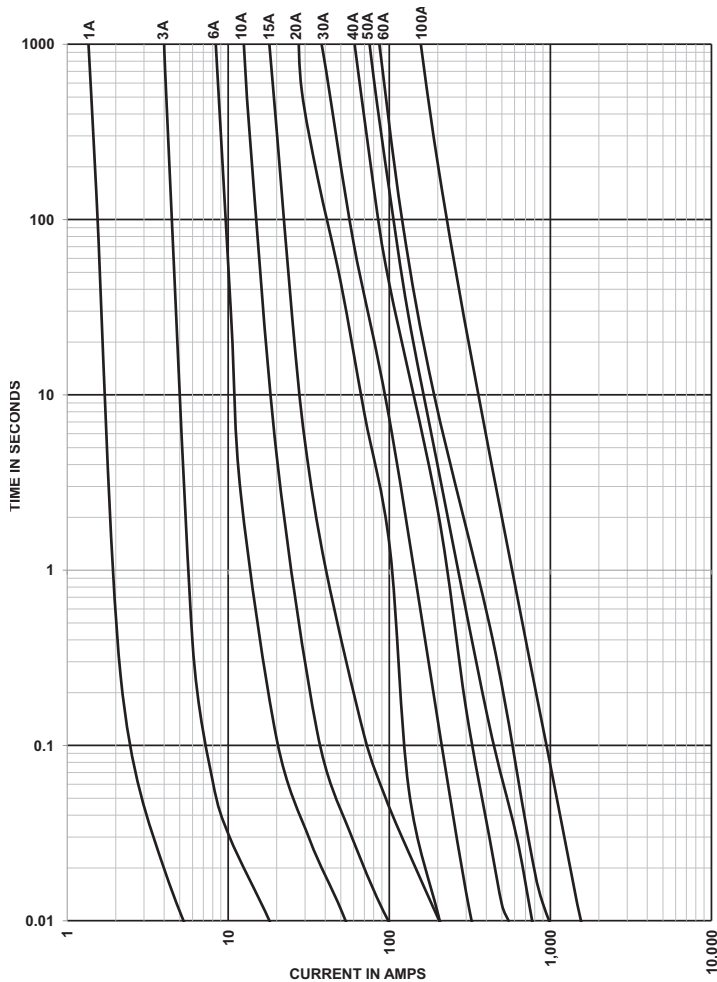
Catalog Numbers (amps)	Fits 690V Wind CUBEFuse Holder		
	TCFH30NW	TCFH60NW	TCFH100NW
WCF1RN	X	X	X
WCF3RN	X	X	X
WCF6RN	X	X	X
WCF10RN	X	X	X
WCF15RN	X	X	X
WCF20RN	X	X	X
WCF25RN	X	X	X
WCF30RN	X	X	X
WCF35RN		X	X
WCF40RN		X	X
WCF50RN		X	X
WCF60RN		X	X
WCF70RN			X
WCF80RN			X
WCF90RN			X
WCF100RN			X

WCF_RN Dimensions – in (mm)

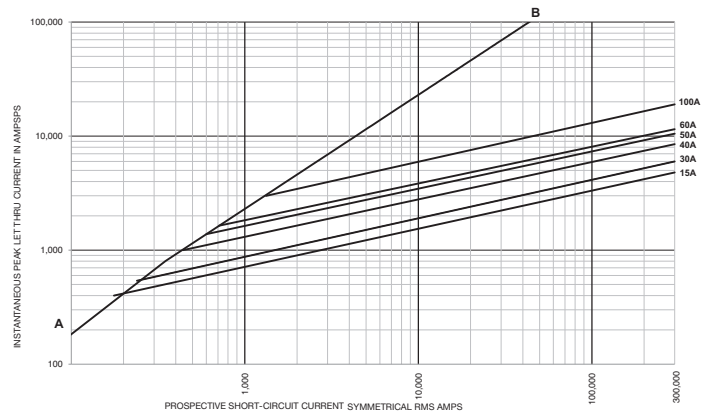


Fuse Amps	Dimensions - in (mm)						
	A	B	C	D	E	F	G
1-15	1.88 (47.75)	0.75 (19.05)	1.00 (25.40)	0.23 (5.84)	0.04 (1.02)	0.63 (15.93)	0.28 (7.11)
20	1.88 (47.75)	0.75 (19.05)	1.00 (25.40)	0.31 (7.87)	0.04 (1.02)	0.63 (15.93)	0.28 (7.11)
25-30	1.88 (47.75)	0.75 (19.05)	1.00 (25.40)	0.31 (7.87)	0.04 (1.02)	0.63 (15.93)	0.28 (7.11)
35-40	2.13 (54.10)	1.00 (25.40)	1.13 (28.58)	0.36 (9.10)	0.04 (1.02)	0.63 (15.93)	0.38 (9.65)
45-50	2.13 (54.10)	1.00 (25.40)	1.13 (28.58)	0.44 (11.13)	0.04 (1.02)	0.63 (15.93)	0.38 (9.65)
60	2.13 (54.10)	1.00 (25.40)	1.13 (28.58)	0.44 (11.13)	0.04 (1.02)	0.63 (15.93)	0.38 (9.65)
70	3.01 (76.45)	1.00 (25.40)	1.26 (32.00)	0.49 (12.45)	0.06 (1.60)	0.58 (14.78)	0.38 (9.65)
80-90	3.01 (76.45)	1.00 (25.40)	1.26 (32.00)	0.49 (12.45)	0.06 (1.60)	0.58 (14.78)	0.38 (9.65)
100	3.01 (76.45)	1.00 (25.40)	1.26 (32.00)	0.57 (14.48)	0.06 (1.60)	0.58 (14.78)	0.38 (9.65)

Time-Current Characteristic Curves—Average Melt



Current Limitation Curves



Wind CUBEFuse Holders



All 690V 100, 60 and 30A Wind CUBEFuse holders can be dovetail together for the required number of poles.

690V Fuse Holder Catalog Numbers

Catalog Numbers	Amp Range
TCFH30NW	1-30
TCFH60NW	1-60
TCFH100NW	1-100

The only controlled copy of this Data Sheet is the electronic read-only version located on the Cooper Bussmann Network Drive. All other copies of this document are by definition uncontrolled. This bulletin is intended to clearly present comprehensive product data and provide technical information that will help the end user with design applications. Cooper Bussmann reserves the right, without notice, to change design or construction of any products and to discontinue or limit distribution of any products. Cooper Bussmann also reserves the right to change or update, without notice, any technical information contained in this bulletin. Once a product has been selected, it should be tested by the user in all possible applications.

Данный компонент на территории Российской Федерации

Вы можете приобрести в компании MosChip.

Для оперативного оформления запроса Вам необходимо перейти по данной ссылке:

<http://moschip.ru/get-element>

Вы можете разместить у нас заказ для любого Вашего проекта, будь то серийное производство или разработка единичного прибора.

В нашем ассортименте представлены ведущие мировые производители активных и пассивных электронных компонентов.

Нашей специализацией является поставка электронной компонентной базы двойного назначения, продукции таких производителей как XILINX, Intel (ex.ALTERA), Vicor, Microchip, Texas Instruments, Analog Devices, Mini-Circuits, Amphenol, Glenair.

Сотрудничество с глобальными дистрибьюторами электронных компонентов, предоставляет возможность заказывать и получать с международных складов практически любой перечень компонентов в оптимальные для Вас сроки.

На всех этапах разработки и производства наши партнеры могут получить квалифицированную поддержку опытных инженеров.

Система менеджмента качества компании отвечает требованиям в соответствии с ГОСТ Р ИСО 9001, ГОСТ РВ 0015-002 и ЭС РД 009

Офис по работе с юридическими лицами:

105318, г.Москва, ул.Щербаковская д.3, офис 1107, 1118, ДЦ «Щербаковский»

Телефон: +7 495 668-12-70 (многоканальный)

Факс: +7 495 668-12-70 (доб.304)

E-mail: info@moschip.ru

Skype отдела продаж:

moschip.ru

moschip.ru_4

moschip.ru_6

moschip.ru_9