



Main

| | |
|-------------------------------|--|
| Range of product | OsiSense XU |
| Series name | Application material handling |
| Electronic sensor type | Photo-electric sensor |
| Sensor name | XUE |
| Sensor design | Compact 90 x 90 |
| Detection system | Diffuse |
| Material | Plastic |
| Supply circuit type | DC |
| Wiring technique | 5-wire |
| Discrete output type | PNP |
| Discrete output function | 2 NO/NC programmable |
| Analogue output range | 4...20 mA |
| Electrical connection | 1 male connector M12, 5 pins |
| Product specific application | Distance measurement on object |
| Emission | Infrared laser, pulsed (class 1), wavelength: 3.563E-05 in (905 nm) conforming to IEC 600825-1 Red laser, pulsed (class 2), wavelength: 2.6378E-05 in (670 nm) conforming to IEC 600825-1 |
| [Sn] nominal sensing distance | 19.69 ft (6 m) |

Complementary

| | |
|---------------------------|--|
| Enclosure material | ABS, anti-shock |
| Lens material | PMMA |
| Linearity | <= +/- 40 mm |
| Spot dimension | 4 x 12 mm at 6 meters |
| Status LED | 1 LED (green) supply on 2 LEDs (yellow) output 4 LEDs (red) parametering 1 LED (orange) slow mode |
| [Us] rated supply voltage | 24 V DC with reverse polarity protection |
| Supply voltage limits | 18...30 V DC |
| Switching capacity in mA | 100 mA (overload and short-circuit protection) |
| Switching time | 13 ms fast mode 80 ms slow mode |
| Voltage drop | <= 2.4 V (closed state) |
| Current consumption | 125 mA (no-load) |
| Delay first up | 13 ms 80 ms |
| Delay response | 13 ms fast mode 80 ms slow mode |
| Setting-up | Parametering by buttons |
| Height | 3.66 in (93 mm) |
| Length | 3.74 in (95 mm) |
| Width | 1.65 in (42 mm) |
| Product weight | 0.44 lb(US) (0.2 kg) |

Environment

| | |
|---------------------------------------|---------------------------|
| product certifications | CE CULus |
| ambient air temperature for operation | 14...122 °F (-10...50 °C) |

The information provided in this documentation contains general descriptions and/or technical characteristics of the performance of the products contained herein. This documentation is not intended as a substitute for and is not to be used for determining suitability or reliability of these products for specific user applications. It is the duty of any such user or integrator to perform the appropriate and complete risk analysis, evaluation and testing of the products with respect to the relevant specific application or use thereof. Neither Schneider Electric Industries SAS nor any of its affiliates or subsidiaries shall be responsible or liable for misuse of the information contained herein.

| | |
|-------------------------------------|---|
| ambient air temperature for storage | -40...176 °F (-40...80 °C) |
| vibration resistance | 7 gn, amplitude = +/- 0.5 mm (f = 10...55 Hz) conforming to IEC 60947-5-2 |
| shock resistance | 30 gn (duration = 11 ms) conforming to IEC 60947-5-2 |
| IP degree of protection | IP67 conforming to IEC 60529 |

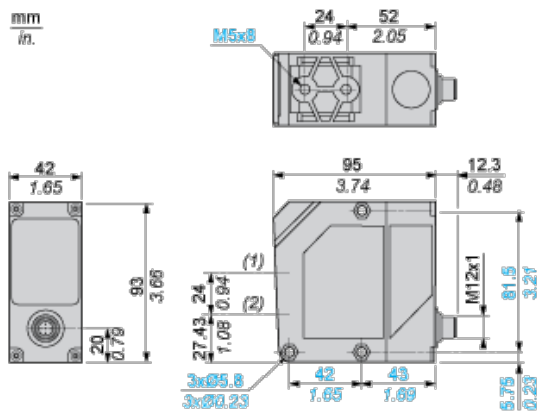
Offer Sustainability

| | |
|--|--|
| Not Green Premium product | Not Green Premium product |
| Will not be Compliant | Will not be Compliant |
| WARNING: This product can expose you to chemicals including: | WARNING: This product can expose you to chemicals including: |
| Diisononyl phthalate (DINP), which is known to the State of California to cause cancer, and | Diisononyl phthalate (DINP), which is known to the State of California to cause cancer, and |
| Di-isodecyl phthalate (DIDP), which is known to the State of California to cause birth defects or other reproductive harm. | Di-isodecyl phthalate (DIDP), which is known to the State of California to cause birth defects or other reproductive harm. |
| For more information go to www.p65warnings.ca.gov | For more information go to www.p65warnings.ca.gov |

Contractual warranty

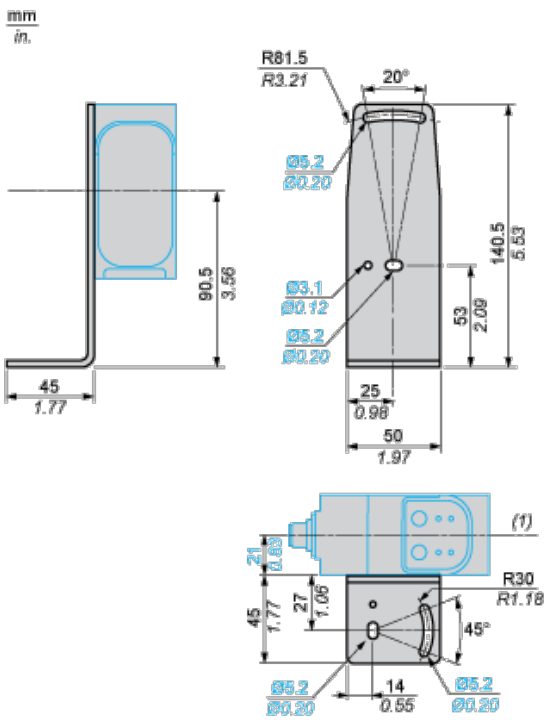
| | |
|-----------------|-----------|
| Warranty period | 18 months |
|-----------------|-----------|

Dimensions



- (1) Receiver optical axis
- (2) Transmitter optical axis

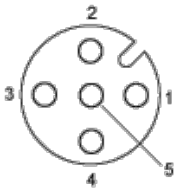
Dimensions with Fixing Bracket XUZA618



(1) Optical axis

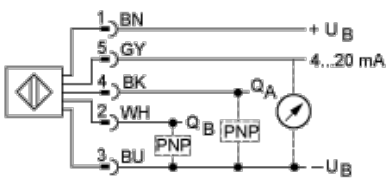
Wiring Schemes

M12 Connector



- 1: + U_B
- 2: Q_B
- 3: - U_B
- 4: Q_A
- 5: 4...20mA

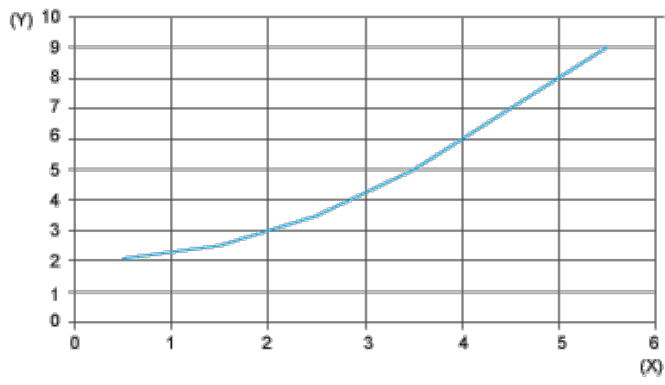
Output



- BN : Brown
- WH :White
- BU : Blue
- BK : Black
- GY : Grey

Curves

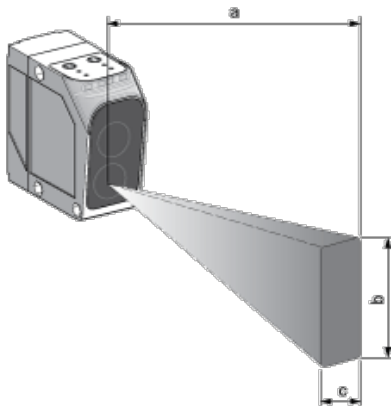
Minimum Size of Detectable Object Related to Distance



- (y) Length of object (mm)
- (x) Distance (m)

Curves

Light Spot Size (Not Visible)



| a (m) | b (mm) | c (mm) |
|-------|--------|--------|
| 0 | 10 | 5 |
| 2 | 7 | 4 |
| 4 | 10 | 3 |
| 6 | 12 | 4 |

Данный компонент на территории Российской Федерации

Вы можете приобрести в компании MosChip.

Для оперативного оформления запроса Вам необходимо перейти по данной ссылке:

<http://moschip.ru/get-element>

Вы можете разместить у нас заказ для любого Вашего проекта, будь то серийное производство или разработка единичного прибора.

В нашем ассортименте представлены ведущие мировые производители активных и пассивных электронных компонентов.

Нашей специализацией является поставка электронной компонентной базы двойного назначения, продукции таких производителей как XILINX, Intel (ex.ALTERA), Vicor, Microchip, Texas Instruments, Analog Devices, Mini-Circuits, Amphenol, Glenair.

Сотрудничество с глобальными дистрибьюторами электронных компонентов, предоставляет возможность заказывать и получать с международных складов практически любой перечень компонентов в оптимальные для Вас сроки.

На всех этапах разработки и производства наши партнеры могут получить квалифицированную поддержку опытных инженеров.

Система менеджмента качества компании отвечает требованиям в соответствии с ГОСТ Р ИСО 9001, ГОСТ РВ 0015-002 и ЭС РД 009

Офис по работе с юридическими лицами:

105318, г.Москва, ул.Щербаковская д.3, офис 1107, 1118, ДЦ «Щербаковский»

Телефон: +7 495 668-12-70 (многоканальный)

Факс: +7 495 668-12-70 (доб.304)

E-mail: info@moschip.ru

Skype отдела продаж:

moschip.ru

moschip.ru_4

moschip.ru_6

moschip.ru_9