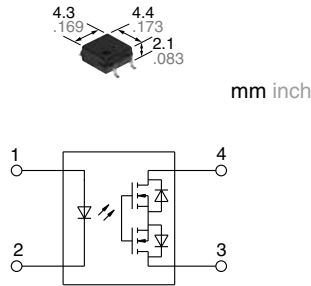




**Miniature SOP4-pin type
with high capacity
up to 1.6A**

**PhotoMOS®
GU SOP 1 Form A High Capacity
(AQY210GS)**



RoHS compliant

FEATURES

1. Continuous load current: Max. 1.6A high capacity (AQY211G2S)
2. Low on resistance: Typ. 0.1 Ω (AQY211G2S)
3. Broad lineup of high capacity types

TYPICAL APPLICATIONS

- Measuring instruments
Tester, etc.
- Security and disaster-preventing system
Use in I/O for alarm and security devices, etc.

TYPES

	Output rating*		Package	Part No.			Packing quantity	
	Load voltage	Load current		Tube packing style	Tape and reel packing style		Tube	Tape and reel
					Picked from the 1/2-pin side	Picked from the 3/4-pin side		
AC/DC dual use	40V	1.6A	SOP4-pin	AQY211G2S	AQY211G2SX	AQY211G2SZ	1 tube contains: 100 pcs. 1 batch contains: 2,000 pcs.	1,000 pcs.
	60V	1.25A		AQY212G2S	AQY212G2SX	AQY212G2SZ		
		1.0A		AQY212GS	AQY212GSX	AQY212GSZ		

* Indicate the peak AC and DC values.

Note: For space reasons, the three initial letters of the part number "AQY", the surface mount terminal shape indicator "S" and the packing style indicator "X" or "Z" are not marked on the device. (Ex. the label for product number AQY212G2SX is 212G2.)

RATING

1. Absolute maximum ratings (Ambient temperature: 25°C 77°F)

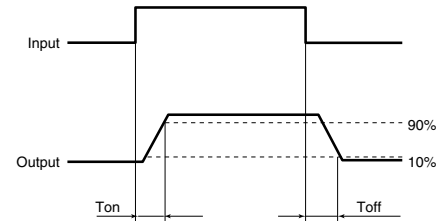
Item		Symbol	AQY211G2S	AQY212G2S	AQY212GS	Remarks
Input	LED forward current	I_F	50 mA			
	LED reverse voltage	V_R	5 V			
	Peak forward current	I_{FP}	1 A			f = 100 Hz, Duty factor = 0.1%
	Power dissipation	P_{in}	75 mW			
Output	Load voltage (peak AC)	V_L	40 V	60 V		
	Continuous load current	I_L	1.6 A	1.25 A	1.0 A	Peak AC, DC
	Peak load current	I_{peak}	4 A	3 A		100ms (1 shot), $V_L = DC$
	Power dissipation	P_{out}	400 mW			
Total power dissipation		P_T	450 mW			
I/O isolation voltage		V_{iso}	1,500 Vrms			
Ambient temperature	Operating	T_{opr}	-40 to +85°C -40 to +185°F			(Non-icing at low temperatures)
	Storage	T_{stg}	-40 to +100°C -40 to +212°F			

GU SOP 1 Form A High Capacity (AQY210GS)

2. Electrical characteristics (Ambient temperature: 25°C 77°F)

Item		Symbol	AQY211G2S	AQY212G2S	AQY212GS	Condition	
Input	LED operate current	Typical	0.9 mA	1.1 mA		I _L = 100mA	
		Maximum		3 mA			
	LED turn off current	Minimum	0.2 mA	0.3 mA		I _L = 100mA	
		Typical	0.8 mA	1.0 mA			
LED dropout voltage	Typical	V _F	1.32 V (1.14 V at I _F = 5 mA)			I _F = 50 mA	
	Maximum		1.5 V				
Output	On resistance	Typical	0.1 Ω	0.2 Ω	0.34 Ω	I _F = 5 mA I _L = Max. Within 1 s	
		Maximum	0.15 Ω	0.5 Ω	0.7 Ω		
	Off state leakage current	Maximum	I _{Leak}	1 μA			I _F = 0 mA V _L = Max.
Transfer characteristics	Turn on time*	Typical	1.0 ms	1.3 ms		I _F = 5 mA I _L = 100 mA V _L = 10 V	
		Maximum	3.0 ms	5.0 ms			
	Turn off time*	Typical	0.12 ms	0.1 ms		I _F = 5 mA I _L = 100 mA V _L = 10 V	
		Maximum	0.5 ms				
	I/O capacitance	Typical	C _{iso}	0.8 pF			f = 1 MHz V _B = 0 V
		Maximum		1.5 pF			
Initial I/O isolation resistance	Minimum	R _{iso}	1,000 MΩ			500 V DC	
Max. operating frequency	Maximum	—	10 cps	5 cps	—	I _F = 5 mA duty = 50% V _L = Max. I _L = Max.	

*Turn on/Turn off time



3. Recommended operating conditions (Ambient temperature: 25°C 77°F)

Please use under recommended operating conditions to obtain expected characteristics.

Item		Symbol	Min.	Max.	Unit
LED current		I _F	5	30	mA
AQY211G2S	Load voltage (Peak AC)	V _L	—	32	V
	Continuous load current	I _L	—	1.6	A
AQY212G2S	Load voltage (Peak AC)	V _L	—	48	V
	Continuous load current	I _L	—	1.25	A
AQY212GS	Load voltage (Peak AC)	V _L	—	48	V
	Continuous load current	I _L	—	1.0	A

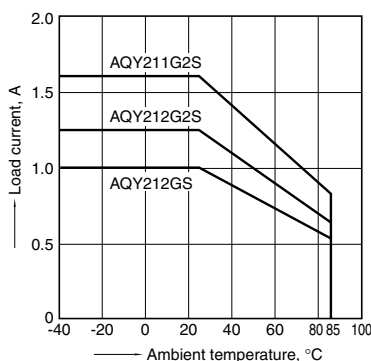
■ These products are not designed for automotive use.

If you are considering to use these products for automotive applications, please contact your local Panasonic Corporation technical representative.

REFERENCE DATA

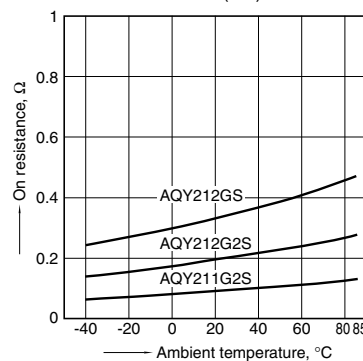
1. Load current vs. ambient temperature characteristics

Allowable ambient temperature: -40 to +85°C
-40 to +185°F



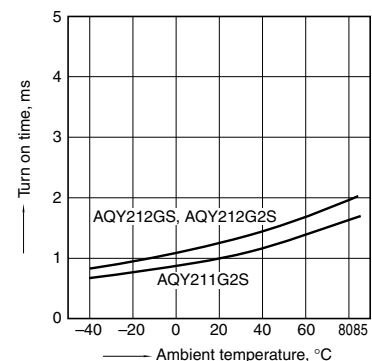
2. On resistance vs. ambient temperature characteristics

Measured portion: between terminals 3 and 4;
LED current: 5 mA; Load voltage: Max. (DC)
Continuous load current: Max.(DC)



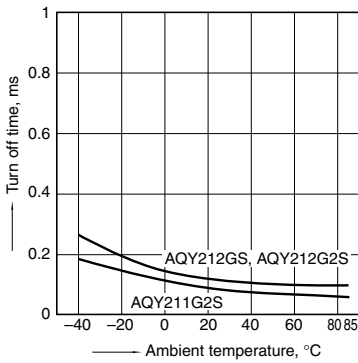
3. Turn on time vs. ambient temperature characteristics

LED current: 5 mA; Load voltage: 10 V (DC);
Continuous load current: 100 mA (DC)



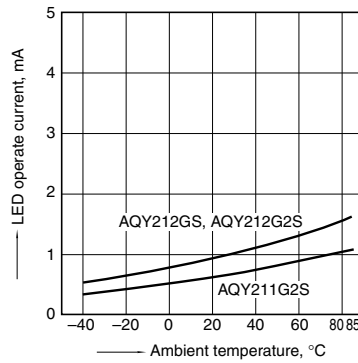
4. Turn off time vs. ambient temperature characteristics

LED current: 5 mA; Load voltage: 10 V (DC);
Continuous load current: 100 mA (DC)



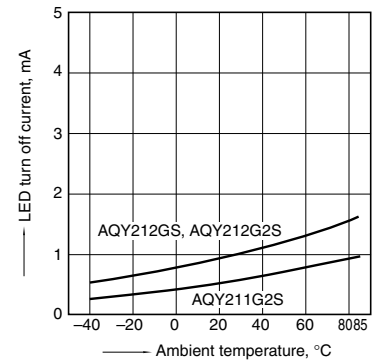
5. LED operate current vs. ambient temperature characteristics

Load voltage: 10 V (DC);
Continuous load current: 100mA (DC)



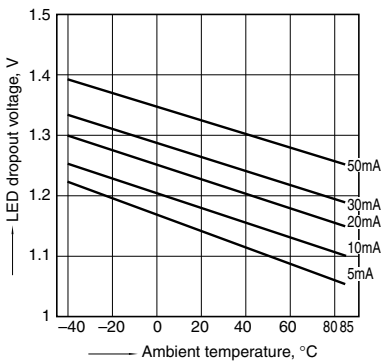
6. LED turn off current vs. ambient temperature characteristics

Load voltage: 10 V (DC);
Continuous load current: 100mA (DC)



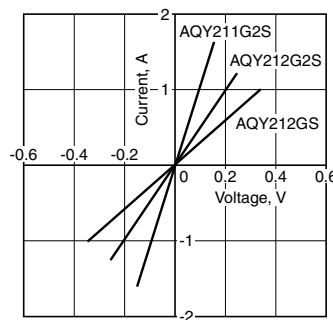
7. LED dropout voltage vs. ambient temperature characteristics

LED current: 5 to 50 mA



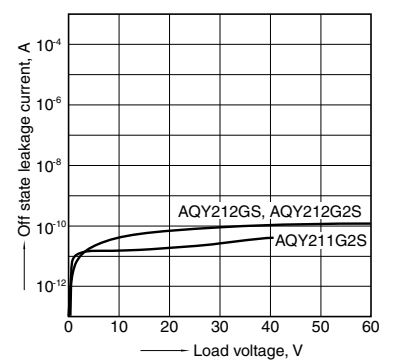
8. Current vs. voltage characteristics of output at MOS portion

Measured portion: between terminals 3 and 4;
Ambient temperature: 25°C 77°F



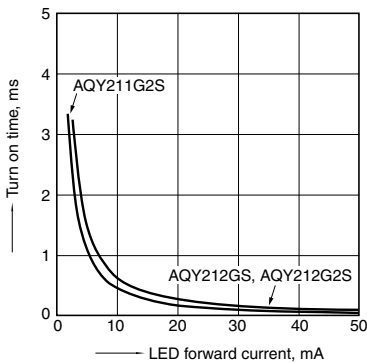
9. Off state leakage current vs. load voltage characteristics

Measured portion: between terminals 3 and 4;
Ambient temperature: 25°C 77°F



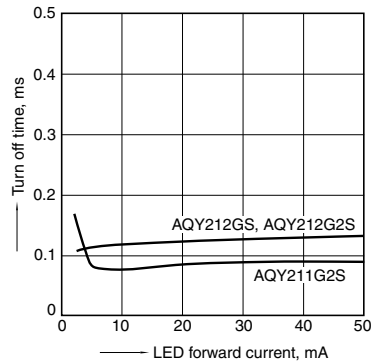
10. Turn on time vs. LED forward current characteristics

Measured portion: between terminals 3 and 4;
Load voltage: 10 V (DC);
Continuous load current: 100 mA (DC);
Ambient temperature: 25°C 77°F



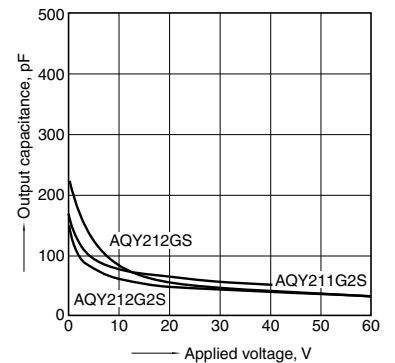
11. Turn off time vs. LED forward current characteristics

Measured portion: between terminals 3 and 4;
Load voltage: 10 V (DC);
Continuous load current: 100 mA (DC);
Ambient temperature: 25°C 77°F



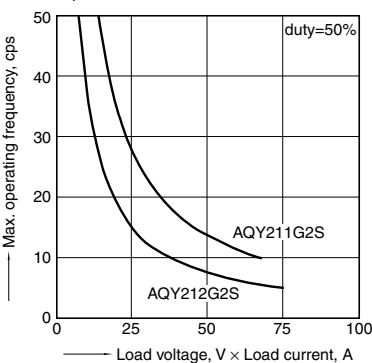
12. Output capacitance vs. applied voltage characteristics

Measured portion: between terminals 3 and 4;
Frequency: 1 MHz;
Ambient temperature: 25°C 77°F



13. Max. operating frequency vs. load voltage and load current

LED current: 5 mA
Ambient temperature: 25°C 77°F



"PhotoMOS®", "PhotoMOS" and "PHOTOMOS" are registered trademarks of Panasonic Corporation.

*Recognized in Japan, the United States, all member states of European Union and other countries.

Please contact

Panasonic Corporation

Electromechanical Control Business Division

■ 1006, Oaza Kadoma, Kadoma-shi, Osaka 571-8506, Japan
industrial.panasonic.com/ac/e/

Panasonic®

©Panasonic Corporation 2017

Mouser Electronics

Authorized Distributor

Click to View Pricing, Inventory, Delivery & Lifecycle Information:

Panasonic:

[AQY212GS](#) [AQY212G2SX](#) [AQY212G2SZ](#)

Данный компонент на территории Российской Федерации

Вы можете приобрести в компании MosChip.

Для оперативного оформления запроса Вам необходимо перейти по данной ссылке:

<http://moschip.ru/get-element>

Вы можете разместить у нас заказ для любого Вашего проекта, будь то серийное производство или разработка единичного прибора.

В нашем ассортименте представлены ведущие мировые производители активных и пассивных электронных компонентов.

Нашей специализацией является поставка электронной компонентной базы двойного назначения, продукции таких производителей как XILINX, Intel (ex.ALTERA), Vicor, Microchip, Texas Instruments, Analog Devices, Mini-Circuits, Amphenol, Glenair.

Сотрудничество с глобальными дистрибьюторами электронных компонентов, предоставляет возможность заказывать и получать с международных складов практически любой перечень компонентов в оптимальные для Вас сроки.

На всех этапах разработки и производства наши партнеры могут получить квалифицированную поддержку опытных инженеров.

Система менеджмента качества компании отвечает требованиям в соответствии с ГОСТ Р ИСО 9001, ГОСТ РВ 0015-002 и ЭС РД 009

Офис по работе с юридическими лицами:

105318, г.Москва, ул.Щербаковская д.3, офис 1107, 1118, ДЦ «Щербаковский»

Телефон: +7 495 668-12-70 (многоканальный)

Факс: +7 495 668-12-70 (доб.304)

E-mail: info@moschip.ru

Skype отдела продаж:

moschip.ru

moschip.ru_4

moschip.ru_6

moschip.ru_9