


Power PCB Relay RZ

- 1 pole 12/16 A, 1 form C (CO) or 1 form A (NO) contact
- DC coil 400 mW
- 5kV/10mm coil-contact, reinforced insulation
- Ambient temperature 85°C
- Product in accordance to IEC 60335-1
- Reflow version for THR mounting process



Typical applications
Household appliances, boiler control, timers, garage door control, POS automation



F0305-A

Approvals

VDE Cert. No. 40023970, UL E214025, CQC 12002066685
Technical data of approved types on request

Contact Data	12A	16A
Contact arrangement	1 form C (CO) or 1 form A (NO)	
Rated voltage	250VAC	
Max. switching voltage	400VAC	
Rated current	12A	16A
Limiting making current (form A contact)		
max. 4s, duty factor 10%	30A	
max. 20ms (incandescent lamp); AgSnO ₂	80A	
Breaking capacity max.	3000VA	4000VA
Contact material	AgNi 90/10 or AgSnO ₂	
Frequency of operation, with/without load	360/72000h ⁻¹	
Operate/release time max.	8/6ms	
Bounce time max., form A/form B	4/10ms	

Contact ratings for standard version

Type	Contact	Load	Cycles
IEC 61810			
RZ03-1A4	A (NO)	16A, 250VAC, 85°C	50x10 ³
RZ03-1C4	C (CO)	16A, 250VAC, 85°C	10x10 ³
RZ01-1A3	A (NO)	12A, 250VAC, 85°C	100x10 ³
RZ01-1A4	A (NO)	12A, 250VAC, 85°C	50x10 ³
RZ01-1C4	C (CO)	12A, 250VAC, 85°C	30x10 ³
RZ01/3-1A4	A (NO)	10A, 250VAC, 85°C	150x10 ³
RZ0H-1A4	A (NO)	12A, 250VAC, 85°C	150x10 ³
RZ0H-1A4	A (NO)	16A, 250VAC, 85°C	50x10 ³
RZ0H-1A4	A (NO)	18A, 250VAC, 85°C	30x10 ³
UL 508			
RZ03-1A.	A (NO)	16A, 250VAC, 85°C	50x10 ³
RZ03-1A4	A (NO)	12A, 250VAC, 85°C	150x10 ³
RZ01-1A3	A (NO)	12A, 250VAC, 85°C	50x10 ³
RZ03-1.4	A (NO)	B300, R300, 85°C	6x10 ³
RZ03-1.4	A (NO)	12A, 250VAC, 85°C	100x10 ³
RZ03-1.4	A (NO)	1/2HP, 125VAC, 85°C	6x10 ³
RZ03-1A.	A (NO)	1HP, 277VAC, 85°C	30x10 ³

Contact ratings for RZ reinforced flux proof version

Type	Contact	Load	Cycles
IEC 61810			
RZ03-1C3-D...-R	A (NO)	16A, 250VAC, 85°C	30x10 ³
RZ03-1C3-D...-R	C (CO)	16A, 250VAC, 85°C	6x10 ³
RZ01-1C3-D...-R	A (NO)	12A, 250VAC, 85°C	30x10 ³
RZ01-1C3-D...-R	C (CO)	12A, 250VAC, 85°C	6x10 ³
RZ03-1C4-D...-R	A (NO)	16A, 250VAC, 85°C	30x10 ³
RZ03-1C4-D...-R	C (CO)	16A, 250VAC, 85°C	6x10 ³
RZ02/3-1C4-D...-R	A (NO)	12A, 250VAC, 85°C	50x10 ³
RZ02/3-1C4-D...-R	C (CO)	12A, 250VAC, 85°C	20x10 ³

IEC 60947-5-1

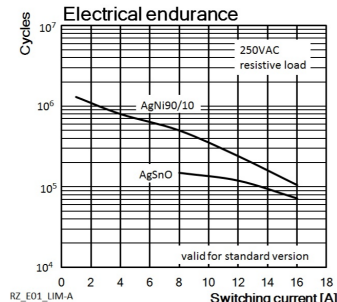
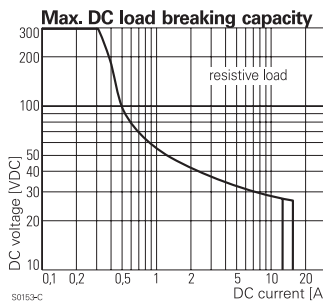
RZ03-1.4	A (NO)	250VAC/6A AC-15	6.050
----------	--------	-----------------	-------

UL 508

RZ03-1C3-D...-R	A (NO)	16A, 277VAC, 85°C	30x10 ³
RZ03-1C3-D...-R	C (CO)	16A, 277VAC, 85°C	6x10 ³
RZ01-1C3-D...-R	A (NO)	12A, 277VAC, 85°C	30x10 ³
RZ01-1C3-D...-R	C (CO)	12A, 277VAC, 85°C	6x10 ³
RZ03-1C4-D...-R	A (NO)	16A, 277VAC, 85°C	30x10 ³
RZ03-1C4-D...-R	C (CO)	16A, 277VAC, 85°C	6x10 ³
RZ02/3-1C4-D...-R	A (NO)	12A, 277VAC, 85°C	50x10 ³
RZ02/3-1C4-D...-R	C (CO)	12A, 277VAC, 85°C	20x10 ³

Contact ratings for RZ reflow version

Type	Contact	Load	Cycles
IEC 61810			
RZR3-1C4-D...-R	A (NO)	16A, 250Vac, 85°C	30x10 ³
RZR1-1C4-D...-R	C (CO)	12A, 250Vac, 85°C	20x10 ³
RZR1-1C4-D...-R	A (NO)	12.5A, 400Vac, 85°C	50x10 ³
UL 508			
RZR3-1C4-D...-R	A (NO)	16A, 277Vac, 85°C	30x10 ³
RZR1-1C4-D...-R	C (CO)	12A, 277Vac, 85°C	30x10 ³
RZR1-1C4-D...-R	A (NO)	1HP, 277Vac, 85°C	30x10 ³
RZR3-1C4-D...-R	A (NO)	1/8 HP, 120Vac, 85°C	100x10 ³



Power PCB Relay RZ (Continued)

Mechanical endurance >10x10⁶ operations

Coil Data

Coil voltage range	3 to 48VDC
Operative range, IEC 61810	2
Coil insulation system according UL1446	class F

Coil versions, DC coil

Coil code	Rated voltage VDC	Operate voltage VDC	Release voltage VDC	Coil resistance $\Omega \pm 10\%$	Rated coil power mW
D003	3	2.1	0.3	22	410
D005	5	3.5	0.5	60	420
D006	6	4.2	0.6	90	400
D009	9	6.3	0.9	200	400
D012	12	8.4	1.2	360	400
D015	15	10.5	1.5	562	410
D024	24	16.8	2.4	1440	400
D048	48	33.6	4.8	5730	400

All figures are given for coil without pre-energization, at ambient temperature +23°C. Other coil voltages on request.

Insulation Data

Initial dielectric strength	
between open contacts	1000V _{rms}
between contact and coil	5000V _{rms}
Clearance/creepage	
between contact and coil	≥10/10mm
Material group of insulation parts	IIIa
Tracking index of relay base	PTI250V

Other Data

Material compliance: EU RoHS/ELV, China RoHS, REACH, Halogen content refer to the Product Compliance Support Center at www.te.com/customer-support/rohssupportcenter

Resistance to heat and fire
standard and reflow cover version according EN 60335-1, par.30

Ambient temperature
standard version -40 to 85°C

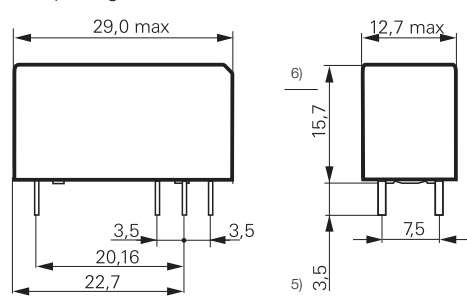
Category of environmental protection
IEC 61810 RTII - flux proof

Vibration resistance (functional), 30 to 500Hz
closing form A contact >15g
opening form A contact >20g
opening form B contact >5g

Shock resistance (destructive) 100g

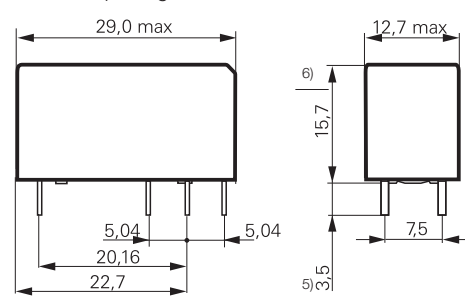
Dimensions

12A, pinning 3.5mm



S0557-AB

12A, 16A, pinning 5mm



S0557-AA

5) only for reflow version 2,5mm
6) only for reflow version 15,7 +0,3/-0mm

5) only for reflow version 2,5mm
6) only for reflow version 15,7 +0,3/-0mm

Other Data

Terminal type	standard version PCB -THT ²⁾
reinforced sealed version	PCB -THT, plug-in
reflow version	PCB -THR
Mounting distance	≥0mm
Weight	10g
Resistance to soldering heat	
THT, IEC 60068-2-20	RTII 270°C/10s
THR: reflow version forced	gas convection ³⁾ or vapour phase ⁴⁾
temperature profile	according EN61730
Packaging/unit	tube/20 pcs., box/500 pcs.

2) The use of foaming flux is not permitted.

3) Infrared heating not allowed

4) Recommended fluid LS-230

5) only for reflow version 2,5mm

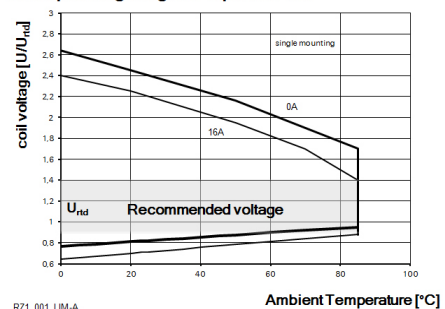
6) only for reflow version 15,7 +0,3/-0mm

Accessories

For details see datasheet [Accessories Industrial Power Relay RT](#)

NOTE: indicated contact ratings and electrical endurance data for direct wiring of relays (according IEC 61810-1); for relays mounted on sockets deratings may apply.

Coil operating range RZ 1pol DC-coil



RZ1_001_LIM-A

Power PCB Relay RZ (Continued)

PCB layout / terminal assignment

Bottom view on solder pins

12A, pinning 3.5mm



S0418-CB

12A, pinning 5mm



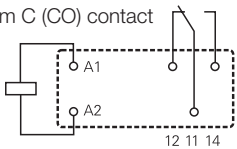
S0418-CN

16A, pinning 5mm



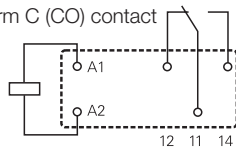
S0418-CA

1 form C (CO) contact



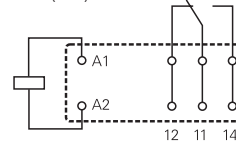
S0163-BG

1 form C (CO) contact



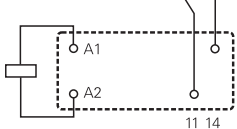
S0163-BC

1 form C (CO) contact



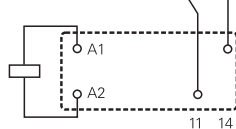
S0163-BE

1 form A (NO) contact



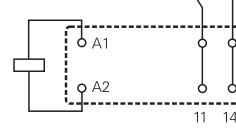
S0163-BH

1 form A (NO) contact



S0163-BD

1 form A (NO) contact

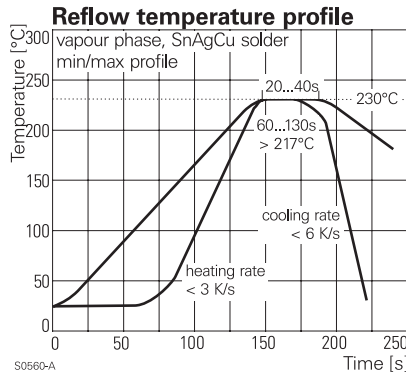


S0163-BF

Process conditions for Reflow soldering
according to EN61760-1

Recommended pcb hole for manual mounting:
Ø1.3mm

For automated mounting please ask for
detailed drawing.



S0560-A



S0561-A

Product code structure

Typical product code

RZ **0** **3** **-1C** **4** **-D012**

Type RZ Power PCB Relay RZ	
Version 0 standard version	R reflow version (only with AgNi contacts and reinforced cover)
Version 1 3.5mm pinning, 12 A	3 5mm double pinning, 16 A
Version 2 5mm pinning, 12 A	H High Performance 5mm double pinning, 16 A
Contact configuration	
1A 1 form A (1 NO) contact	1C 1 form C (1 CO) contact
Contact material	
4 AgNi 90/10	3 AgSnO ₂
Coil version Coil code: please refer to coil versions table	
Cover version	
blank standard (hot-stamped)	R reinforced flux proof (epoxy) and Plug-In capable (only AgNi contact versions)

Power PCB Relay RZ (Continued)

Product code	Version	Contacts	Contact material	Coil	Part number
RZ01-1A3-D005	12A	1 form A (NO)	AgSnO ₂	5VDC	3-1415899-7
RZ01-1A3-D006	pinning 3.5mm			6VDC	3-1415899-8
RZ01-1A3-D012				12VDC	3-1415899-9
RZ01-1A3-D024				24VDC	4-1415899-0
RZ01-1A3-D048				48VDC	4-1415899-1
RZ01-1A4-D005			AgNi 90/10	5VDC	1415899-1
RZ01-1A4-D006				6VDC	1415899-2
RZ01-1A4-D009				9VDC	1415899-3
RZ01-1A4-D012				12VDC	1415899-4
RZ01-1A4-D024				24VDC	1415899-5
RZ01-1A4-D048				48VDC	1415899-6
RZ01-1C3-D005		1 form C (CO)	AgSnO ₂	5VDC	4-1415899-2
RZ01-1C3-D006				6VDC	4-1415899-3
RZ01-1C3-D012				12VDC	4-1415899-4
RZ01-1C3-D024				24VDC	4-1415899-5
RZ01-1C3-D048				48VDC	4-1415899-6
RZ01-1C4-D005			AgNi 90/10	5VDC	1415899-7
RZ01-1C4-D006				6VDC	1415899-8
RZ01-1C4-D009				9VDC	1415899-9
RZ01-1C4-D012				12VDC	1-1415899-0
RZ01-1C4-D024				24VDC	1-1415899-1
RZ01-1C4-D048				48VDC	1-1415899-2
RZ03-1A3-D005	16A	1 form A (NO)	AgSnO ₂	5VDC	4-1415899-7
RZ03-1A3-D006	pinning 5mm			6VDC	4-1415899-8
RZ03-1A3-D012				12VDC	4-1415899-9
RZ03-1A3-D024				24VDC	5-1415899-0
RZ03-1A3-D048				48VDC	5-1415899-1
RZ03-1A4-D005			AgNi 90/10	5VDC	1-1415899-3
RZ03-1A4-D006				6VDC	1-1415899-4
RZ03-1A4-D009				9VDC	1-1415899-5
RZ03-1A4-D012				12VDC	1-1415899-6
RZ03-1A4-D024				24VDC	1-1415899-7
RZ03-1A4-D048				48VDC	1-1415899-8
RZ03-1C3-D005		1 form C (CO)	AgSnO ₂	5VDC	5-1415899-2
RZ03-1C3-D006				6VDC	5-1415899-3
RZ03-1C3-D012				12VDC	5-1415899-4
RZ03-1C3-D024				24VDC	5-1415899-5
RZ03-1C3-D048				48VDC	5-1415899-6
RZ03-1C4-D005			AgNi 90/10	5VDC	1-1415899-9
RZ03-1C4-D006				6VDC	2-1415899-0
RZ03-1C4-D009				9VDC	2-1415899-1
RZ03-1C4-D012				12VDC	2-1415899-2
RZ03-1C4-D015				15VDC	8-1415899-2
RZ03-1C4-D024				24VDC	2-1415899-3
RZ03-1C4-D048				48VDC	2-1415899-4
RZ03-1A4-D012-R	16A, pinning 5mm	1 form A (NO)	AgNi 90/10	12VDC	7-1415899-5
RZ03-1A4-D024-R	reinforced flux proof			24VDC	9-1415899-1
RZ03-1C4-D005-R		1 form C (CO)		5VDC	7-1415899-6
RZ03-1C4-D012-R				12VDC	7-1415899-7
RZ03-1C4-D024-R				24VDC	7-1415899-9
RZ03-1A3-D012-R		1 form A (NO)	AgSnO ₂	12VDC	4-2158000-2
RZ0H-1A4-D012	16A, pinning 5mm, High Performance	1 form A (NO)	AgNi 90/10	12VDC	9-1415899-4
RZR3-1A4-D012	16A, pinning 5mm, reinforced flux proof and reflow solderable	1 form A (NO)	AgNi90/10	12VDC	tbd
RZR3-1C4-D012	16A, pinning 5mm, reinforced flux proof and reflow solderable	1 form C (CO)	AgNi90/10	12VDC	tbd

This list represents the most common types and does not show all variants covered by this datasheet.
Other types on request

Данный компонент на территории Российской Федерации

Вы можете приобрести в компании MosChip.

Для оперативного оформления запроса Вам необходимо перейти по данной ссылке:

<http://moschip.ru/get-element>

Вы можете разместить у нас заказ для любого Вашего проекта, будь то серийное производство или разработка единичного прибора.

В нашем ассортименте представлены ведущие мировые производители активных и пассивных электронных компонентов.

Нашей специализацией является поставка электронной компонентной базы двойного назначения, продукции таких производителей как XILINX, Intel (ex.ALTERA), Vicor, Microchip, Texas Instruments, Analog Devices, Mini-Circuits, Amphenol, Glenair.

Сотрудничество с глобальными дистрибьюторами электронных компонентов, предоставляет возможность заказывать и получать с международных складов практически любой перечень компонентов в оптимальные для Вас сроки.

На всех этапах разработки и производства наши партнеры могут получить квалифицированную поддержку опытных инженеров.

Система менеджмента качества компании отвечает требованиям в соответствии с ГОСТ Р ИСО 9001, ГОСТ РВ 0015-002 и ЭС РД 009

Офис по работе с юридическими лицами:

105318, г.Москва, ул.Щербаковская д.3, офис 1107, 1118, ДЦ «Щербаковский»

Телефон: +7 495 668-12-70 (многоканальный)

Факс: +7 495 668-12-70 (доб.304)

E-mail: info@moschip.ru

Skype отдела продаж:

moschip.ru

moschip.ru_4

moschip.ru_6

moschip.ru_9