

General Purpose Industrial VRS Magnetic Speed Sensors



DESCRIPTION

General Purpose VRS sensors are designed for use in applications with medium to high speeds or in electrically noisy environments with relatively small air gaps.

Passive VRS (Variable Reluctance Speed) Magnetic Speed sensors are simple, rugged devices that do not require an external voltage source for operation.

A permanent magnet in the sensor establishes a fixed magnetic field. The approach and passing of a ferrous metal target near the sensor's pole piece (sensing area) changes the flux of the magnetic field, dynamically changing its strength. This change in magnetic field strength induces a current into a coil winding which is attached to the output terminals.

FEATURES

- Self-powered operation
- Direct conversion of actuator speed to output frequency
- Simple installation
- No moving parts
- Designed for use over a wide range of speeds
- Adaptable to a wide variety of configurations
- Customized VRS products for unique speed sensing applications
- Housing diameters: 5/8 in (M16), 3/8 in (M12) mm, 1/4 in (M8), 10/32 in
- Housing materials/styles: stainless steel threaded or smooth
- Terminations: MS3106 connector, preleaded
- Output voltages: 8 Vp-p to 40 Vp-p

The output signal of a VRS sensor is an ac voltage that varies in amplitude and wave frequency as the speed of the monitored device changes, and is usually expressed in peak to peak voltage (Vp-p).

One complete waveform (cycle) occurs as each target passes the sensor's pole piece. If a standard gear were used as a target, this output signal would resemble a sine wave if viewed on an oscilloscope.

Honeywell also offers VRS sensors for high output, power output, high resolution, high temperature and hazardous location applications, as well as low-cost molded versions.

POTENTIAL APPLICATIONS

- Engine RPM (revolutions per minute) measurement on aircraft, automobiles, boats, buses, trucks and rail vehicles
- Motor RPM measurement on drills, grinders, lathes and automatic screw machines
- Motor RPM measurement on precision camera, tape recording and motion picture equipment
- Process speed measurement on food, textile, paper, woodworking, printing, tobacco and pharmaceutical industry machinery
- Motor speed measurement of electrical generating equipment
- Speed measurement of pumps, blowers, mixers, exhaust and ventilating fans
- Flow measurement on turbine meters
- Wheel-slip measurement on autos and locomotives
- Gear speed measurement

General Purpose

5/8 INCH (M16*) SENSORS (All dimensions for reference only. mm/[in])

*Contact Honeywell for availability of metric mounting thread versions.

General Specifications

Parameter	Characteristic	Parameter	Characteristic
Min. output voltage	40 Vp-p	Inductance	25 mH max.
Coil resistance	45 Ohm to 85 Ohm	Gear pitch range	24 DP (module 1.06) or coarser
Pole piece diameter	2,69 mm [0.106 in]	Optimum actuator	20 DP (module 1.27) ferrous metal gear
Min. surface speed	0,50 m/s [20 in/s] typ.	Max. operating frequency	50 kHz typ.
Operating temp. range	-55 °C to 120 °C [-67 °F to 250 °F]	Vibration	Mil-Std 202F Method 204D
Mounting thread	5/8-18 UNF-2A	Termination	MS3106 connector

Test Condition Specifications

Parameter	Characteristic
Surface speed	25 m/s [1000 in/s]
Gear	20 DP (module 1.27)
Air gap	0,127 mm [0.005 in]
Load resistance	100 kOhm

Catalog Listing	Thread Length (A)	Weight	Diagram	
3010AN	28 mm [1.1 in]	70 g [2.5 oz]		
3010AN25	63 mm [2.5 in]	84 g [3.0 oz]		
3010AN30	76 mm [3.0 in]	84 g [3.0 oz]		
3010AN40	101 mm [4.0 in]	98 g [3.5 oz]		
3010AN50	127 mm [5.0 in]	128 g [4.5 oz]		

Catalog Listing	Thread Length (A)	Weight	Diagram	
3010A	35 mm [1.4 in]	70 g [2.5 oz]		
3010A25	63 mm [2.5 in]	84 g [3.0 oz]		

Industrial VRS Magnetic Speed Sensors

5/8 INCH (M16*) SENSORS CONTINUED (All dimensions for reference only. mm/[in])

*Contact Honeywell for availability of metric mounting thread versions.

General Specifications

Parameter	Characteristic	Parameter	Characteristic
Min. output voltage	40 Vp-p	Inductance	25 mH max.
Coil resistance	45 Ohm to 85 Ohm	Gear pitch range	24 DP (module 1.06) or coarser
Pole piece diameter	2,69 mm [0.106 in]	Optimum actuator	20 DP (module 1.27) ferrous metal gear
Min. surface speed	0,50 m/s [20 in/s] typ.	Max. operating frequency	50 kHz typ.
Operating temp. range	-55 °C to 120 °C [-67 °F to 250 °F]	Vibration	Mil-Std 202F Method 204D
Mounting thread	5/8-18 UNF-2A	Termination	20 AWG Teflon-insulated leads

Test Condition Specifications

Parameter	Characteristic
Surface speed	25 m/s [1000 in/s]
Gear	20 DP (module 1.27)
Air gap	0,127 mm [0.005 in]
Load resistance	100 kOhm

Catalog Listing	Weight	
3010H20	140 g [5.0 oz]	

Catalog Listing	Thread Length (A)	Weight	
3010S20	50 mm [2.0 in]	70 g [2.5 oz]	
3010S30	76 mm [3.0 in]	84 g [3.0 oz]	

General Purpose

3/8 INCH (M12*) SENSORS

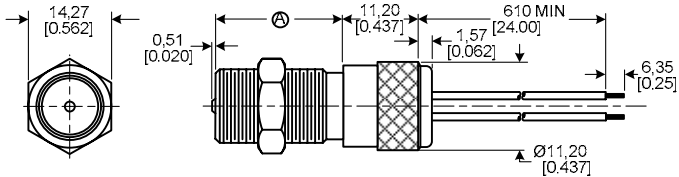
*Contact Honeywell for availability of metric mounting thread versions.

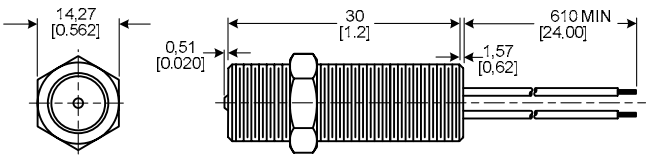
General Specifications

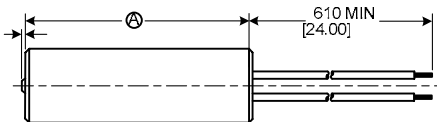
Parameter	Characteristic	Parameter	Characteristic
Min. output voltage	20 Vp-p	Inductance	15 mH max.
Coil resistance	45 Ohm to 65 Ohm	Gear pitch range	26 DP (module 0.98) or coarser
Pole piece diameter	2,36 mm [0.093 in]	Optimum actuator	24 DP (module 1.06) ferrous metal gear
Min. surface speed	0,50 m/s [20 in/s] typ.	Max. operating frequency	50 kHz typ.
Operating temp. range	-40 °C to 107 °C [-40 °F to 225 °F]	Vibration	Mil-Std 202F Method 204D
Mounting thread	3/8-24 UNF-2A	Termination	24 AWG vinyl-insulated leads

Test Condition Specifications

Parameter	Characteristic
Surface speed	25 m/s [1000 in/s]
Gear	20 DP (module 1.27)
Air gap	0,127 mm [0.005 in]
Load resistance	100 kOhm

Catalog Listing	Thread Length (A)	Weight	
3015A	20 mm [0.8 in]	28 g [1.0 oz]	
3015A17	44 mm [1.7 in]	35 g [1.2 oz]	
3015A35	88 mm [3.5 in]	42 g [1.5 oz]	

Catalog Listing	Weight	
3015S13	28 g [1.0 oz]	

Catalog Listing	Thread Length (A)	Weight	
3015SS13	30 mm [1.2 in]	28 g [1.0 oz]	
3015SS25	63 mm [2.5 in]	42 g [1.52 oz]	

Industrial VRS Magnetic Speed Sensors

1/4 INCH (M8*) SENSORS (All dimensions for reference only. mm/[in])

*Contact Honeywell for availability of metric mounting thread versions.

General Specifications

Parameter	Characteristic	Parameter	Characteristic
Min. output voltage	12 Vp-p	Inductance	16 mH max.
Coil resistance	190 Ohm max.	Gear pitch range	36 DP (module 0.70) or coarser
Pole piece diameter	1,00 mm [0.040 in]	Optimum actuator	28 DP (module 0.90) ferrous metal gear
Min. surface speed	0,75 m/s [30 in/s] typ.	Max. operating frequency	60 kHz typ.
Operating temp. range	-40 °C to 107 °C [-40 °F to 225 °F]	Vibration	Mil-Std 202F Method 204D
Mounting thread	1/4-40 UNS-2A	Termination	30 AWG vinyl-insulated leads

Test Condition Specifications

Parameter	Characteristic
Surface speed	25 m/s [1000 in/s]
Gear	20 DP (module 1.27)
Air gap	0,127 mm [0.005 in]
Load resistance	100 kOhm

Catalog Listing	Thread Length (A)	Weight	
3050	15 mm [0.6 in]	14 g [0.5 oz]	
3050A13	30 mm [1.2 in]	14 g [0.5 oz]	
3050A20	50 mm [2.0 in]	14 g [0.5 oz]	

Parameter	Characteristic	Parameter	Characteristic
Min. output voltage	12 Vp-p	Inductance	16 mH max.
Coil resistance	190 Ohm max.	Gear pitch range	36 DP (module 0.70) or coarser
Pole piece diameter	1,00 mm [0.040 in]	Optimum actuator	28 DP (module 0.90) ferrous metal gear
Min. surface speed	0,75 m/s [30 in/s] typ.	Max. operating frequency	60 kHz typ.
Operating temp. range	-40 °C to 107 °C [-40 °F to 225 °F]	Vibration	Mil-Std 202F Method 204D
Mounting thread	1/4-40 UNS-2A	Termination	30 AWG PVC-insulated leads

Parameter	Characteristic
Surface speed	25 m/s [1000 in/s]
Gear	20 DP (module 1.27)
Air gap	0,127 mm [0.005 in]
Load resistance	100 kOhm

Catalog Listing	Thread Length	Weight	
3050S10	25 mm [1.0 in]	14 g [0.5 oz]	

General Purpose

10/32 INCH SENSORS (All dimensions for reference only. mm/[in])

(No metric available.)

General Specifications

Parameter	Characteristic	Parameter	Characteristic
Min. output voltage	8 Vp-p	Inductance	14 mH max.
Coil resistance	155 Ohm	Gear pitch range	32 DP (module 0.80) or coarser
Pole piece diameter	1,5 mm [0.062 in]	Optimum actuator	26 DP (module 0.98) ferrous metal gear
Min. surface speed	0,75 m/s [30 in/s] typ.	Max. operating frequency	60 kHz (typ.)
Operating temp. range	-40 °C to 107 °C [-40 °F to 225 °F]	Vibration	Mil-Std 202F Method 204D
Mounting thread	10-32 UNF-2A	Termination	32 AWG Teflon-insulated leads

Test Condition Specifications

Parameter	Characteristic
Surface speed	25 m/s [1000 in/s]
Gear	20 DP (module 1.27)
Air gap	0,127 mm [0.005 in]
Load resistance	100 kOhm

Catalog Listing	Thread Length	Weight	
3080	12 mm [0.5 in]	8,5 g [0.3 oz]	

Industrial VRS Magnetic Speed Sensors

THIS PAGE INTENTIONALLY LEFT BLANK.

WARNING

PERSONAL INJURY

DO NOT USE these products as safety or emergency stop devices or in any other application where failure of the product could result in personal injury.

Failure to comply with these instructions could result in death or serious injury.

WARRANTY/REMEDY

Honeywell warrants goods of its manufacture as being free of defective materials and faulty workmanship. Honeywell's standard product warranty applies unless agreed to otherwise by Honeywell in writing; please refer to your order acknowledgement or consult your local sales office for specific warranty details. If warranted goods are returned to Honeywell during the period of coverage, Honeywell will repair or replace, at its option, without charge those items it finds defective. **The foregoing is buyer's sole remedy and is in lieu of all other warranties, expressed or implied, including those of merchantability and fitness for a particular purpose. In no event shall Honeywell be liable for consequential, special, or indirect damages.**

While we provide application assistance personally, through our literature and the Honeywell web site, it is up to the customer to determine the suitability of the product in the application.

Specifications may change without notice. The information we supply is believed to be accurate and reliable as of this printing. However, we assume no responsibility for its use.

WARNING

MISUSE OF DOCUMENTATION

- The information presented in this product sheet is for reference only. Do not use this document as a product installation guide.
- Complete installation, operation, and maintenance information is provided in the instructions supplied with each product.

Failure to comply with these instructions could result in death or serious injury.

SALES AND SERVICE

Honeywell serves its customers through a worldwide network of sales offices, representatives and distributors. For application assistance, current specifications, pricing or name of the nearest Authorized Distributor, contact your local sales office or:

E-mail: info.sc@honeywell.com

Internet: www.honeywell.com/sensing

Phone and Fax:

Asia Pacific	+65 6355-2828
	+65 6445-3033 Fax
Europe	+44 (0) 1698 481481
	+44 (0) 1698 481676 Fax
Latin America	+1-305-805-8188
	+1-305-883-8257 Fax
USA/Canada	+1-800-537-6945
	+1-815-235-6847
	+1-815-235-6545 Fax

Automation and Control Solutions

Sensing and Control

Honeywell

1985 Douglas Drive North

Minneapolis, MN 55422

www.honeywell.com/sensing

005875-2-EN IL50 GLO Printed in USA
November 2007

Copyright © 2007 Honeywell International Inc. All rights reserved.

Honeywell

Данный компонент на территории Российской Федерации

Вы можете приобрести в компании MosChip.

Для оперативного оформления запроса Вам необходимо перейти по данной ссылке:

<http://moschip.ru/get-element>

Вы можете разместить у нас заказ для любого Вашего проекта, будь то серийное производство или разработка единичного прибора.

В нашем ассортименте представлены ведущие мировые производители активных и пассивных электронных компонентов.

Нашей специализацией является поставка электронной компонентной базы двойного назначения, продукции таких производителей как XILINX, Intel (ex.ALTERA), Vicor, Microchip, Texas Instruments, Analog Devices, Mini-Circuits, Amphenol, Glenair.

Сотрудничество с глобальными дистрибьюторами электронных компонентов, предоставляет возможность заказывать и получать с международных складов практически любой перечень компонентов в оптимальные для Вас сроки.

На всех этапах разработки и производства наши партнеры могут получить квалифицированную поддержку опытных инженеров.

Система менеджмента качества компании отвечает требованиям в соответствии с ГОСТ Р ИСО 9001, ГОСТ РВ 0015-002 и ЭС РД 009

Офис по работе с юридическими лицами:

105318, г.Москва, ул.Щербаковская д.3, офис 1107, 1118, ДЦ «Щербаковский»

Телефон: +7 495 668-12-70 (многоканальный)

Факс: +7 495 668-12-70 (доб.304)

E-mail: info@moschip.ru

Skype отдела продаж:

moschip.ru

moschip.ru_4

moschip.ru_6

moschip.ru_9