

Typical Specifications

| Items | | Specifications |
|---|--------------|---------------------------|
| Rating (max.)/(min.)(Resistive load) | | 1mA 5V DC / 50μA 3V DC |
| Contact resistance (Initial/After operating life) | | 200mΩ max. / 500mΩ max. |
| Operating forces | | 2.16N |
| Operating life | Without load | 30,000 cycles |
| | With load | 30,000 cycles (1mA 5V DC) |

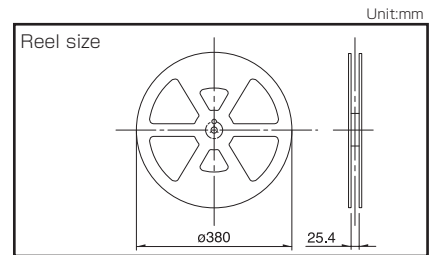
Product Line

| Total travel (mm) | Poles | Ground terminal | Minimum order unit (pcs.) | | Product No. |
|-------------------|-------|-----------------|---------------------------|--------|-------------------|
| | | | Japan | Export | |
| 1.1 | 1 | Without | 1,200 | 4,800 | SPEG110100 |
| | | With | | | SPEG120100 |

Packing Specifications

Taping

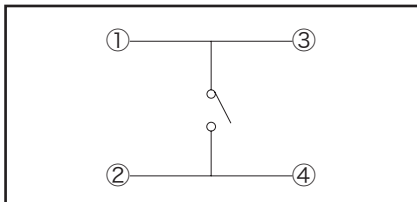
| Number of packages (pcs.) | | | Tape width (mm) | Export package measurements (mm) |
|---------------------------|---------------|------------------------|-----------------|----------------------------------|
| 1 reel | 1 case /Japan | 1 case /export packing | | |
| 1,200 | 2,400 | 4,800 | 24 | 428×413×172 |



Dimensions

| Style | PC board mounting hole dimensions |
|-------|---|
| | <p>In case of using ground terminal</p> <p>Please connect to GND.</p> <hr/> <p>In case of not using ground terminal</p> |

Circuit Diagram















Note

Above dimensions indicate "with ground terminal" version.

Push Switches

List of Varieties

| Series | | Vertical | | | | | | |
|--------------------------------|---|---|---|---|--|---|---|-----|
| | | SPEH | SPEG | SPEJ | SPPH2 | SPPH4 | SPPH1 | |
| Photo | |  |  |  |  |  |  | |
| Dimensions (mm) | W | 6 | 7.19 | 7 | 6 | 6.5 | 10 | |
| | D | 6 | 8.39 | 7 | 6.5 | 8.5 | 10 | |
| | H | 5 | 3.5 | 5.95 | 6.5 | 8.5 | | |
| Travel (mm) | | — | — | 1.7 | 1 | 2.2 | 1.5 | |
| Total travel (mm) | | 1.6 | 1.1 | 1.7 | 1.5 | 3 | 2.5 | |
| Number of poles | | 1 | 1 | 2 | 2 | | | |
| Operating temperature range | | −40°C to +90°C | −10°C to +60°C | −40°C to +85°C | −10°C to +60°C | | | |
| Automotive use | | ● | — | ● | — | — | ● | |
| Life cycle | |  |  |  |  |  |  | |
| Rating (max.) (Resistive load) | | 50mA 16V DC | 1mA 5V DC | 0.2A 14V DC | 0.1A 12V DC | 0.1A 30V DC | | |
| Rating (min.) (Resistive load) | | 10μA 1V DC | 50μA 3V DC | — | 50μA 3V DC | | | |
| Durability | Operating life without load | 100,000 cycles 400mΩ max. | 30,000 cycles 500mΩ max. | 10,000 cycles 150mΩ max. | 10,000 cycles 50mΩ max. | 10,000 cycles 100mΩ max. | 10,000 cycles 40mΩ max. | |
| | Operating life with load (at max. rated load) | 100,000 cycles 400mΩ max. | 30,000 cycles 500mΩ max. | 10,000 cycles 150mΩ max. | 10,000 cycles 50mΩ max. | 10,000 cycles 100mΩ max. | 10,000 cycles 40mΩ max. | |
| Electrical performance | Initial contact resistance | 200mΩ max. | 200mΩ max. | 150mΩ max. | 30mΩ max. | 100mΩ max. | 20mΩ max. | |
| | Insulation resistance | 100MΩ min. 100V DC | 3MΩ min. 100V DC | 100MΩ min. 500V DC | 100MΩ min. 500V DC | | | |
| | Voltage proof | 250V AC for 1minute | 100V AC for 1minute | 500V AC for 1minute | 500V AC for 1minute | | | |
| Mechanical performance | Terminal strength | — | 0.5N for 1minute | — | 5N for 1minute | | | |
| | Actuator strength | Operating direction | 50N | | 49N | 30N | | 50N |
| | | Pulling direction | — | — | — | — | 10N | — |
| Environmental performance | Cold | −40°C 1,000h | −20°C 96h | −40°C 500h | −20°C 96h | | | |
| | Dry heat | 90°C 1,000h | 85°C 96h | 85°C 500h | 85°C 96h | | | |
| | Damp heat | 60°C, 90 to 95% RH 1,000h | 40°C, 90 to 95% RH 96h | 60°C, 90 to 95% RH 500h | 40°C, 90 to 95%RH 96h | | | |
| Page | | 126 | 127 | 128 | 129 | 131 | 132 | |

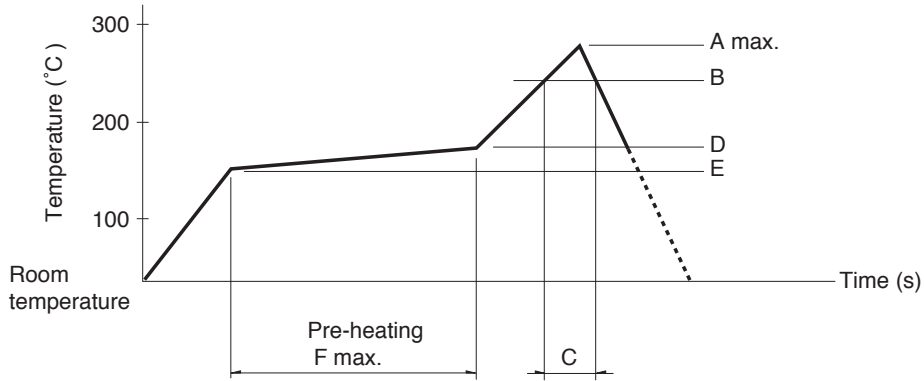
| | |
|------------------------------------|-----|
| Push Switches Soldering Conditions | 140 |
| Push Switches Cautions | 141 |

Note
● Indicates applicability to all products in the series.

Push Switches Soldering Conditions

Example of Reflow Soldering Condition

1. Heating method: Double heating method with infrared heater.
2. Temperature measurement: Thermocouple ϕ 0.1 to 0.2 CA (K) or CC (T) at soldering portion (copper foil surface).
A heat resisting tape should be used for fixed measurement.
3. Temperature profile



| Series (Reflow type) | A (°C) 3s max. | B (°C) | C (s) | D (°C) | E (°C) | F (s) |
|----------------------|-------------------|--------|-------|--------|--------|-------|
| SPEG | 260 | 230 | 40 | 180 | 150 | 120 |
| SPEJ | | | | | | |
| SPEF | | | | | | |
| SPEH | | | | | | |

Notes

1. The condition mentioned above is the temperature on the mounting surface of a PC board. There are cases where the PC board's temperature greatly differs from that of the switch, depending on the PC board's material, size, thickness, etc.
The above-stated conditions shall also apply to switch surface temperatures.
2. Soldering conditions differ depending on reflow soldering machines. Prior verification of soldering condition is highly recommended.

Reference for Hand Soldering

| Series | Soldering temperature | Soldering time |
|---|-----------------------|----------------|
| SPPJ3, SPPJ2, SPUN, SPPH4, SPPH1 | 350±10°C | 3+1/0s |
| SPED2, SPED4 | 350±10°C | 3±0.5s |
| SPEJ | 350±10°C | 4s max. |
| SPEG, SPEF | 350±5°C | 3s max. |
| SPEH, SPPH2 | 350°C max. | 3s max. |
| SPUJ | 300±10°C | 3+1/0s |

Reference for Dip Soldering

(For PC board terminal types)

| Series | Items | | Dip soldering | |
|---|------------------------|-----------------|-----------------------|-----------------------|
| | Preheating temperature | Preheating time | Soldering temperature | Duration of immersion |
| SPPJ3 | 100°C max. | 60s max. | 260±5°C | 5±1s |
| SPUN | 100°C max. | 60s max. | 260±5°C | 10±1s |
| SPUJ, SPPH2, SPPH4 | — | — | 260±5°C | 5±1s |
| SPPJ2, SPPH1, SPED2, SPED4, SPEF | — | — | 260±5°C | 10±1s |

Данный компонент на территории Российской Федерации

Вы можете приобрести в компании MosChip.

Для оперативного оформления запроса Вам необходимо перейти по данной ссылке:

<http://moschip.ru/get-element>

Вы можете разместить у нас заказ для любого Вашего проекта, будь то серийное производство или разработка единичного прибора.

В нашем ассортименте представлены ведущие мировые производители активных и пассивных электронных компонентов.

Нашей специализацией является поставка электронной компонентной базы двойного назначения, продукции таких производителей как XILINX, Intel (ex.ALTERA), Vicor, Microchip, Texas Instruments, Analog Devices, Mini-Circuits, Amphenol, Glenair.

Сотрудничество с глобальными дистрибьюторами электронных компонентов, предоставляет возможность заказывать и получать с международных складов практически любой перечень компонентов в оптимальные для Вас сроки.

На всех этапах разработки и производства наши партнеры могут получить квалифицированную поддержку опытных инженеров.

Система менеджмента качества компании отвечает требованиям в соответствии с ГОСТ Р ИСО 9001, ГОСТ РВ 0015-002 и ЭС РД 009

Офис по работе с юридическими лицами:

105318, г.Москва, ул.Щербаковская д.3, офис 1107, 1118, ДЦ «Щербаковский»

Телефон: +7 495 668-12-70 (многоканальный)

Факс: +7 495 668-12-70 (доб.304)

E-mail: info@moschip.ru

Skype отдела продаж:

moschip.ru

moschip.ru_4

moschip.ru_6

moschip.ru_9