

# T3/DS3/E3/STS-1 TRANSFORMERS

## Extended Temperature Range



- Operating temperature of -40°C to +85°C
- Models matched to leading transceiver ICs
- Return loss meets requirements of G.703
- UL recognized (some parts pending)

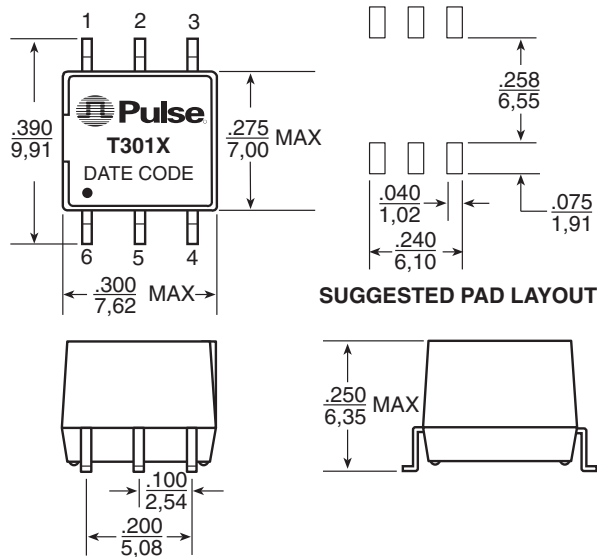
### Electrical Specifications @ 25°C — Operating Temperature -40°C to +85°C

| RoHS-5 Part No. | RoHS-6 Part No. | Turns Ratio Pri:Sec (±2%) | OCL Primary @ 25°C (μH MIN) | OCL Primary @ -40°C (μH MIN) | L <sub>L</sub> @ 100kHz 0.2Vrms (μH TYP) | C <sub>ww</sub> (pF MAX) | Bandwidth 75Ω System (MHz TYP) | Isolation Voltage (Vrms MIN) | Package/Schematic | Primary Pins |
|-----------------|-----------------|---------------------------|-----------------------------|------------------------------|--|--------------------------|--------------------------------|------------------------------|-------------------|--------------|
| T3001           | T3001NL         | 1:1                       | 100                         | 40                           | .110                                     | 10                       | .200 - 340                     | 1500                         | LS-2/E            | 1-3          |
| T3002           | T3002NL         | 1:2CT                     | 40                          | 19                           | .110                                     | 12                       | .250 - 500                     | 1500                         | LS-2/C            | 4-6          |
| T3011*          | T3011NL*        | 1:1                       | 100                         | 40                           | .110                                     | 10                       | .200 - 340                     | 1500                         | LS-1/E            | 4-6          |
| T3012*          | T3012NL*        | 1:2CT                     | 40                          | 19                           | .110                                     | 12                       | .250 - 500                     | 1500                         | LS-1/C            | 4-6          |
| T3027           | T3027NL         | 1CT:1CT                   | 40                          | 19                           | .10                                      | 10                       | .200 - 340                     | 1500                         | LS-2/F            | 1-3          |
| T3029           | T3029NL         | 1:1.155CT                 | 40                          | 20                           | .150                                     | 12                       | .200 - 340                     | 1500                         | LS-2/C            | 4-6          |

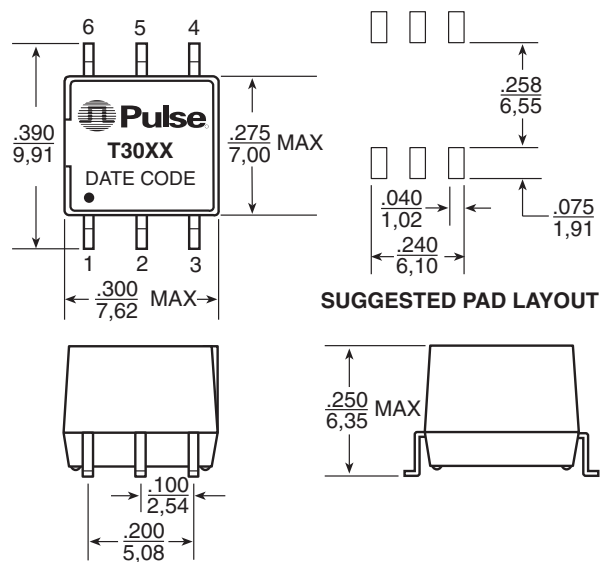
\*Models with alternate pinout configurations.

## Mechanicals

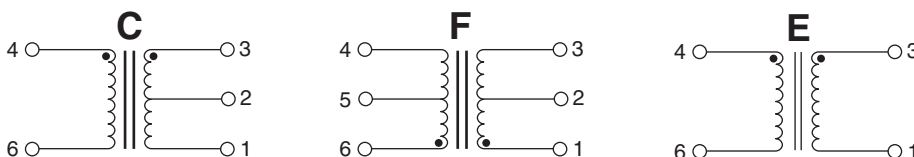
### LS-1



### LS-2



## Schematics



Weight ..... 0.6 grams  
 Tape & Reel ..... .600/reel  
 Tube ..... .70/tube

Dimensions: Inches  
 mm  
 Unless otherwise specified,  
 all tolerances are ± .010  
 0,25

# T3/DS3/E3/STS-1 TRANSFORMERS

## Extended Temperature Range



### Transformer Selection Guide

| IC Manufacturer/<br>IC Part Number  | Single SMT   |  |   |   | Single THT   |  | Single THT (3 kVrms)   |  |
|---|--|--|---|---|--|--|--|--|
|   | Standard Temperature   |  | Extended Temperature  |   | Transmit   | Receive  | Transmit   | Receive  |
|   | Transmit   | Receive  | Transmit  | Receive   |  |  |  |  |
| <b>Conexant (Rockwell)</b><br>CN8331, CN8332, CN8333  | PE-65967   | PE-65967   | T3001   | T3001   | PE-65966   | PE-65966   | PE-68629   | PE-68629   |
| <b>Infineon Technologies</b><br>PEB3452   | -  | -  | T3027   | T3011/T3001   | -  | -  | -  | -  |
| <b>Lucent Technologies</b><br>T7296   | PE-65967   | -  | T3001   | -   | PE-65966   | -  | PE-68629   | -  |
| <b>Exar</b><br>XRT7295, XRT7295E<br>XRT7296, XRT7298<br>XRT73L00/L03/L04<br>XRT7300, XRT7302  | -<br>PE-65967<br>PE-65967<br>PE-65967  | PE-65967<br>-<br>PE-65967<br>PE-65967  | -<br>T3001<br>T3001<br>T3001                                | T3001<br>-<br>T3001<br>T3001                                | -<br>PE-65966<br>PE-65966<br>PE-65966  | PE-65966<br>-<br>PE-65966<br>PE-65966  | -<br>PE-68629<br>PE-68629<br>PE-68629  | PE-68629<br>-<br>PE-68629<br>PE-68629  |
| <b>TDK Semiconductor</b><br>78P2241<br>78P2244/43/42<br>78P7200L<br>78P7200<br>78P2361, 78P2362   | PE-65968<br>PE-65968<br>PE-65968<br>PE-65968<br>PE-65968                         | PE-65967<br>PE-65967<br>PE-65967<br>PE-65967<br>PE-65967                         | T3002<br>T3002<br>T3002<br>T3002<br>T3002                   | T3001<br>T3001<br>T3001<br>T3002<br>T3001                   | PE-65969<br>PE-65969<br>PE-65969<br>PE-65969<br>PE-65969                         | PE-65966<br>PE-65966<br>PE-65966<br>PE-65966<br>PE-65966                         | PE-68630<br>PE-68630<br>PE-68630<br>PE-68630<br>PE-68630                         | PE-68629<br>PE-68629<br>PE-68629<br>PE-68630<br>PE-68629                         |
| <b>Transwitch</b><br>MRT TXC-02050, E3<br>ART TXC-02020<br>ARTE TXC-02021<br>DART TXC-2030, DS3<br>DART TXC-2030, E3<br>DS3LIM-SN TXC-20153G<br>E3LIM TXC-20163 | PE-65968<br>PE-65967<br>PE-65967<br>PE-65967<br>PE-65968<br>PE-65967<br>PE-65968 | PE-65967<br>PE-65967<br>PE-65967<br>PE-65967<br>PE-65967<br>PE-65967<br>PE-65967 | T3002<br>T3001<br>T3001<br>T3001<br>T3002<br>T3001<br>T3002 | T3001<br>T3001<br>T3001<br>T3001<br>T3001<br>T3001<br>T3001 | PE-65969<br>PE-65966<br>PE-65966<br>PE-65966<br>PE-65969<br>PE-65966<br>PE-65966 | PE-65966<br>PE-65966<br>PE-65966<br>PE-65966<br>PE-65966<br>PE-65966<br>PE-65966 | PE-68630<br>PE-68629<br>PE-68629<br>PE-68629<br>PE-68630<br>PE-68629<br>PE-68629 | PE-68629<br>PE-68629<br>PE-68629<br>PE-68629<br>PE-68629<br>PE-68629<br>PE-68629 |

NOTE: For Standard temperature products, please see data sheet **T606**.

## Application Notes

- The transformers have been developed for use as transmit and receive transformers in T3 or DS3 links, using bit rates of 44.736Mbps and B3ZS coding on coaxial cable. The characteristics allow compliance with the pulse templates of CCITT G.703 as well as ATT T.A.34. The transformers are also suitable for the E3 interface at 34.368Mbps with HDB3 coding or STS-1 applications, at 51.84Mbps according to Bellcore TA-NWT-000253.
- Bandwidth specifications are typical in a 75Ω system. Return loss meets the requirements of G.703. Materials used in the products are UL94-V0 recognized. Products meet the requirements of IEC 695-2-2 (Needle Flame Test).
- The surface mount LS package is available with optional tape and reel packaging. To order, add a "T" suffix to the part number (i.e.: T3001NLT).

## For More Information:

### Pulse Worldwide Headquarters

12220 World Trade Dr.  
San Diego, CA 92128  
U.S.A.  
[www.pulseeng.com](http://www.pulseeng.com)

Tel: 858 674 8100  
Fax: 858 674 8262

### Pulse Europe

Einsteinstrasse 1  
D-71083 Herrenberg  
Germany

Tel: 49 7032 7806 0  
Fax: 49 7032 7806 12

### Pulse China Headquarters

B402, Shenzhen  
Tech-Innovation International  
Tenth Kejinan Rd.  
High-Tech Industrial Park  
Nanshan District, Shenzhen  
China

Tel: 86 755 33966678  
Fax: 86 755 33966700

### Pulse North China

Room 1503  
XinYin Building  
No. 888 YiShan Rd.  
Shanghai 200233  
China

Tel: 86 21 54643211/2  
Fax: 86 21 54643210

### Pulse South Asia

150 Kampong Ampat  
#07-01/02  
KA Centre  
Singapore 368324

Tel: 65 6287 8998  
Fax: 65 6280 0080

### Pulse North Asia

No. 26  
Kao Ching Rd.  
Yang Mei Chen  
Tao Yuan Hsien  
Taiwan, R. O. C.

Tel: 886 3 4641811  
Fax: 886 3 4641911

Performance warranty of products offered on this data sheet is limited to the parameters specified. Data is subject to change without notice. Other brand and product names mentioned herein may be trademarks or registered trademarks of their respective owners. © Copyright, 2007. Pulse Engineering, Inc. All rights reserved.

## Данный компонент на территории Российской Федерации

### Вы можете приобрести в компании MosChip.

Для оперативного оформления запроса Вам необходимо перейти по данной ссылке:

<http://moschip.ru/get-element>

Вы можете разместить у нас заказ для любого Вашего проекта, будь то серийное производство или разработка единичного прибора.

В нашем ассортименте представлены ведущие мировые производители активных и пассивных электронных компонентов.

Нашей специализацией является поставка электронной компонентной базы двойного назначения, продукции таких производителей как XILINX, Intel (ex.ALTERA), Vicor, Microchip, Texas Instruments, Analog Devices, Mini-Circuits, Amphenol, Glenair.

Сотрудничество с глобальными дистрибьюторами электронных компонентов, предоставляет возможность заказывать и получать с международных складов практически любой перечень компонентов в оптимальные для Вас сроки.

На всех этапах разработки и производства наши партнеры могут получить квалифицированную поддержку опытных инженеров.

Система менеджмента качества компании отвечает требованиям в соответствии с ГОСТ Р ИСО 9001, ГОСТ РВ 0015-002 и ЭС РД 009

### Офис по работе с юридическими лицами:

105318, г.Москва, ул.Щербаковская д.3, офис 1107, 1118, ДЦ «Щербаковский»

Телефон: +7 495 668-12-70 (многоканальный)

Факс: +7 495 668-12-70 (доб.304)

E-mail: [info@moschip.ru](mailto:info@moschip.ru)

Skype отдела продаж:

moschip.ru

moschip.ru\_4

moschip.ru\_6

moschip.ru\_9