THIS DRAWING IS UNPUBLISHED. RELEASED FOR PUBLICATION 20
© COPYRIGHT 20 BY TYCO ELECTRONICS CORPORATION. ALL RIGHTS RESERVED.

LOC	DIST
ES	00

REVISIONS

P	LTR	DESCRIPTION	DATE	DWN	APVD
	A	REV PER ECR-07-016848	19JUL2007	CZ	SY
	B	REV PER ECR-08-011412	06MAY2008	TY	SY
	B1	ADDED NEW DASH NUMBER	13JUN2008	VQ	SY
	C	REV PER ECR-08-015036	08JUL2008	VQ	SY

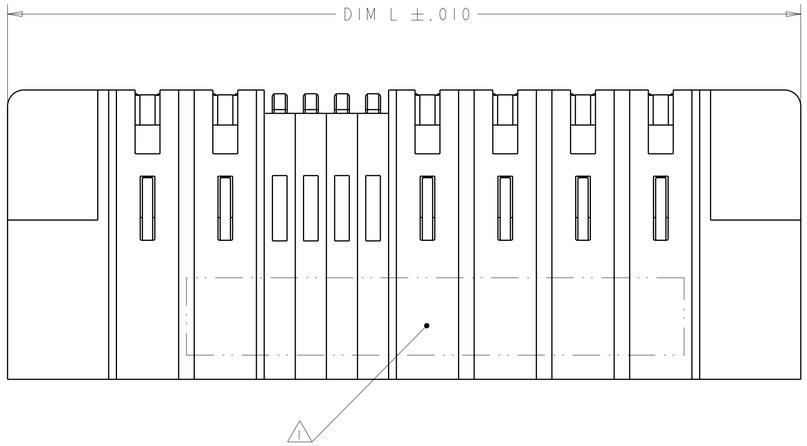

1. PART NUMBER, AND DATE CODE MARKED IN AREA SHOWN.
2. MATERIAL:
   HOUSING - GLASS FILLED HIGH TEMP THERMO PLASTIC, UL94 V-O
   SIGNAL CONTACT - COPPER ALLOY
   POWER CONTACT - HIGH CONDUCTIVITY COPPER ALLOY
3. CONTACT PLATING:
   SIGNAL CONTACTS - .000050 MIN Ni UNDER ALL.
   .000030 MIN Au ON CONTACT AREA.
   .000100 MIN Sn AT PCB INTERFACE.
   POWER CONTACTS - .000050 MIN Ni UNDER ALL.
   .000030 MIN Au ON CONTACT AREA.
   .000100 MIN Sn AT PCB INTERFACE.
4. MECHANICAL CONNECTOR KEEP OUT ZONE.
5. DATUM AND BASIC DIMENSIONS ESTABLISHED BY CUSTOMER.
6. PCB - ALL HOLE DIAMETERS ARE FINISHED HOLE SIZES.
7. PCB - .0453±.0010 DRILLED HOLES PLATED WITH .0003 MIN Sn OVER .001 TO .003 Cu PLATING TO ACHIEVE A .040 HOLE.
8. NOT RELEASED FOR PRODUCTION.

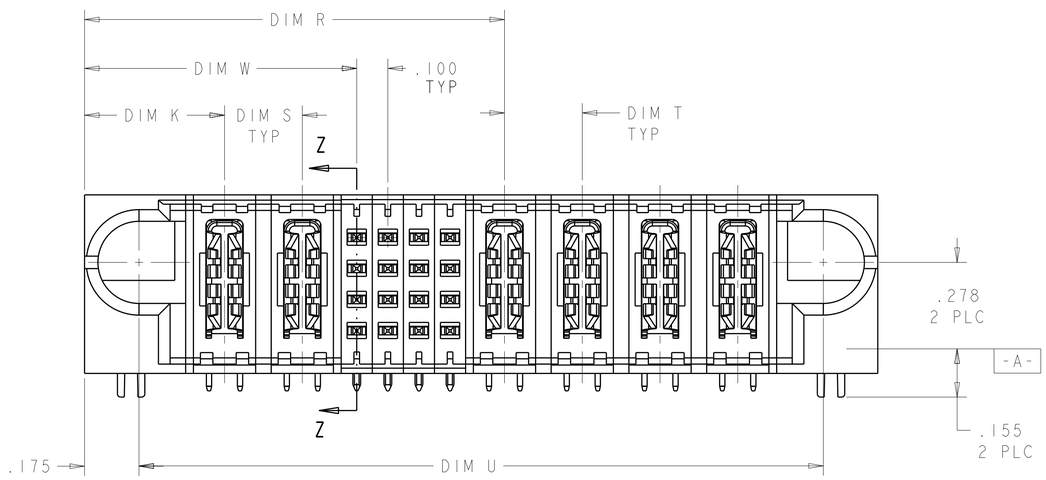

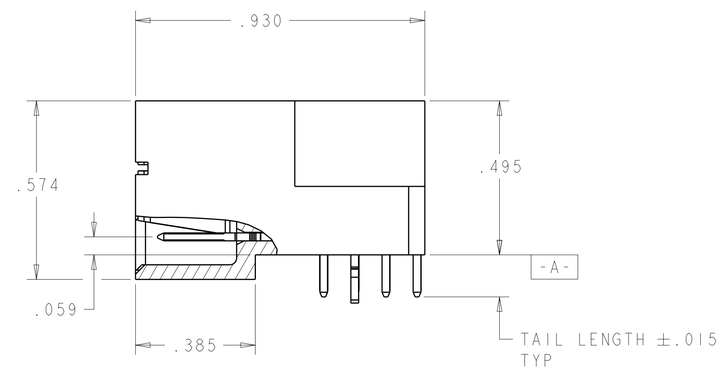

SECTION Z-Z

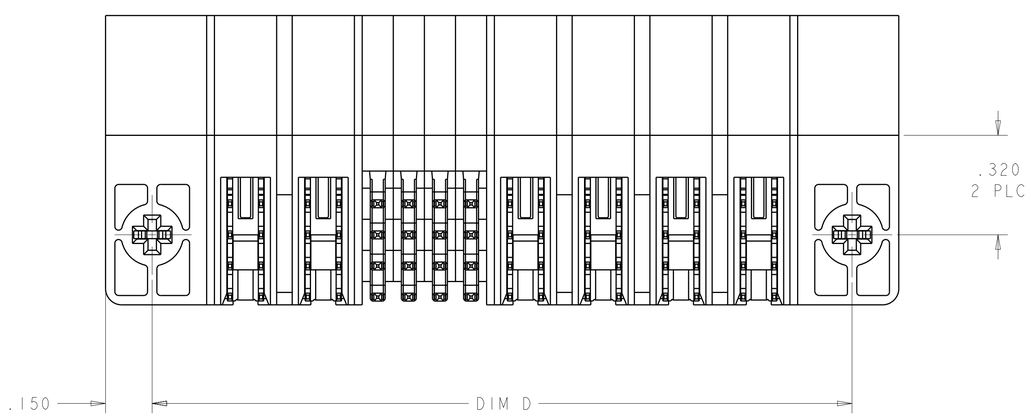

DIM S	DIM T	DIM R	DIM W	DIM L	DIM U	DIM D	DIM K	DESCRIPTION	PART NUMBER
.250	.250	1.550	0.875	2.250	1.900	1.950	.450	2P + 24S + 2P	1888114-4
.250	.250	1.350	.875	2.550	2.200	2.250	.450	2P + 16S + 4P	1888114-3
.250	.250	1.800	1.125	2.500	2.150	2.200	.450	3P + 24S + 2P	1888114-2
.250	.250	1.350	.875	2.550	2.200	2.250	.450	2P + 16S + 4P	1888114-1

8

THIS DRAWING IS A CONTROLLED DOCUMENT FOR TYCO ELECTRONICS CORPORATION. IT IS SUBJECT TO CHANGE AND THE CONTROLLING ENGINEERING ORGANIZATION SHOULD BE CONTACTED FOR THE LATEST REVISION.

DIMENSIONS: INCHES

TOLERANCES UNLESS OTHERWISE SPECIFIED:
0 PLC ±-
1 PLC ±-
2 PLC ±.01
3 PLC ±.005
4 PLC ±.0020
ANGLES ±2°

MATERIAL - 2

FINISH - 3

DWN C.ZHOU 19JUL2007
CHK C.ZHOU 19JUL2007
APVD S.YAO -
PRODUCT SPEC 108-1973
APPLICATION SPEC 114-13038
WEIGHT -

Tyco Electronics
Tyco Electronics incorporation
ShangHai,P.R.China.200233

NAME RIGHT ANGLE HEADER ASSEMBLY W/GUIDES MULTI-BEAM XL

SIZE	CAGE CODE	DRAWING NO	RESTRICTED TO
A1	00779	C-1888114	-

CUSTOMER DRAWING SCALE 4:1 SHEET 1 OF 5 REV C

AMP 4805 REV 31MAR2000

Pro/ENGINEER DRAWING

THIS DRAWING IS UNPUBLISHED. RELEASED FOR PUBLICATION 20
© COPYRIGHT 20 BY TYCO ELECTRONICS CORPORATION. ALL RIGHTS RESERVED.

LOC	DIST
ES	00

REVISIONS

P	LTR	DESCRIPTION	DATE	DWN	APVD
	-	SEE SHEET 1	-	-	-

PART NUMBER	ROWS	POWER P1	POWER P2	SIGNAL 1	SIGNAL 2	SIGNAL 3	SIGNAL 4	POWER P3	POWER P4	POWER P5	POWER P6
1888114-1	D	PM	PM	J	J	J	J	PM	PM	PM	PM
	C			K	K	K	K				
	B			FN	FN	FN	FN				
	A			S	S	S	S				
2P + 16S + 4P		HD									HD

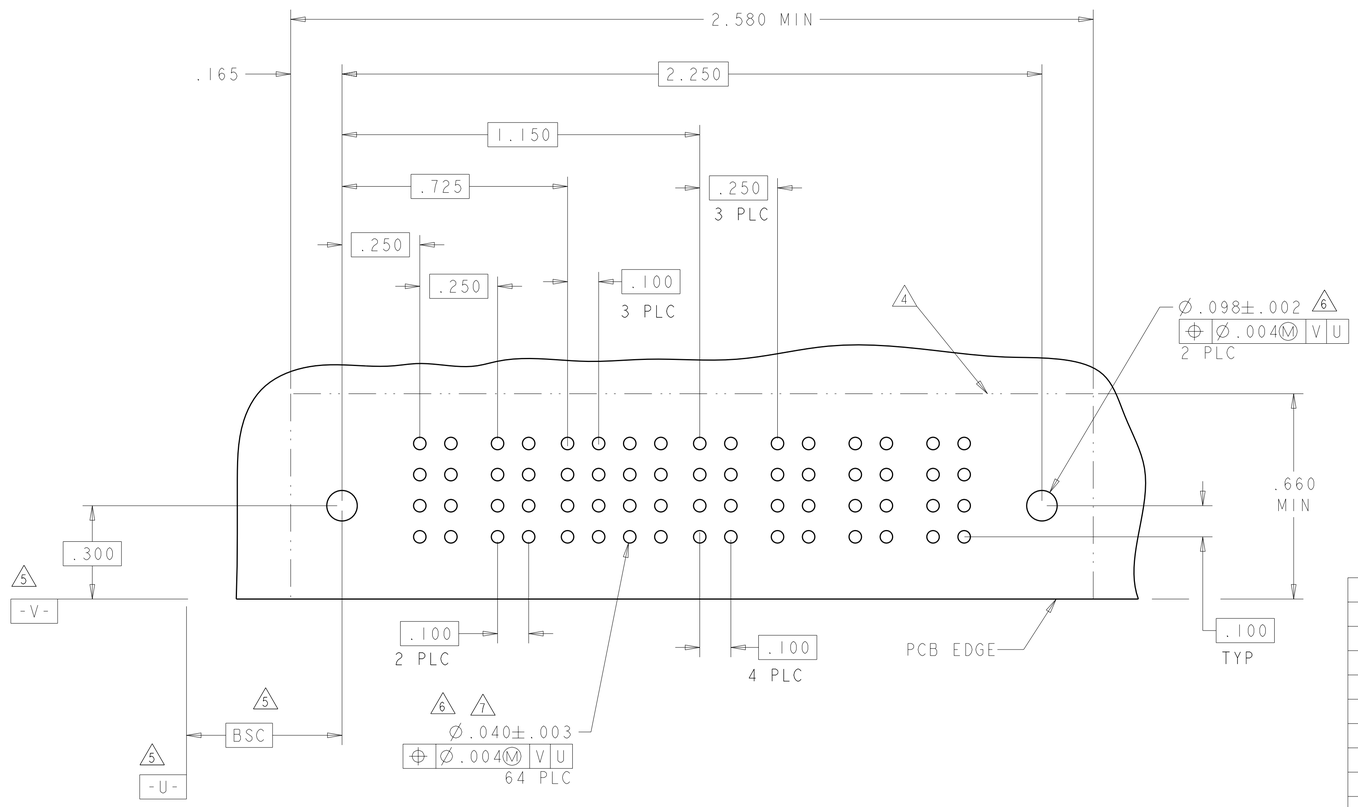

ROW	DESCRIPTION	CODE
D	SIGNAL CONTACT, MFBL .135 TAIL LENGTH	FJ
C	SIGNAL CONTACT, MFBL .135 TAIL LENGTH	FK
B	SIGNAL CONTACT, MFBL .135 TAIL LENGTH	FN
A	SIGNAL CONTACT, MFBL .135 TAIL LENGTH	FS
D	SIGNAL CONTACT, MLBF .135 TAIL LENGTH	E
C	SIGNAL CONTACT, MLBF .135 TAIL LENGTH	F
B	SIGNAL CONTACT, MLBF .135 TAIL LENGTH	G
A	SIGNAL CONTACT, MLBF .135 TAIL LENGTH	H
D	SIGNAL CONTACT, STD .135 TAIL LENGTH	J
C	SIGNAL CONTACT, STD .135 TAIL LENGTH	K
B	SIGNAL CONTACT, STD .135 TAIL LENGTH	N
A	SIGNAL CONTACT, STD .135 TAIL LENGTH	S
-	POWER CONTACT .135 TAIL LENGTH	PM

THIS DRAWING IS A CONTROLLED DOCUMENT FOR TYCO ELECTRONICS CORPORATION. IT IS SUBJECT TO CHANGE AND THE CONTROLLING ENGINEERING ORGANIZATION SHOULD BE CONTACTED FOR THE LATEST REVISION.

DIMENSIONS: INCHES

TOLERANCES UNLESS OTHERWISE SPECIFIED:
0 PLC ±-
1 PLC ±-
2 PLC ±.01
3 PLC ±.005
4 PLC ±.0020
ANGLES ±2°

MATERIAL - -
FINISH - -

DWN C ZHOU 19JUL2007
CHK C ZHOU 19JUL2007
APVD S YAO -
PRODUCT SPEC 108-1973
APPLICATION SPEC 114-13038
WEIGHT -

Tyco Electronics
Tyco Electronics incorporation
ShangHai,P,R,China.200233

NAME RIGHT ANGLE HEADER ASSEMBLY W/GUIDES MULTI-BEAM XL

SIZE	CAGE CODE	DRAWING NO	RESTRICTED TO
A1	00779	C-1888114	-

CUSTOMER DRAWING | SCALE 4:1 | SHEET 2 OF 5 | REV C

THIS DRAWING IS UNPUBLISHED. RELEASED FOR PUBLICATION 20
© COPYRIGHT 20 BY TYCO ELECTRONICS CORPORATION. ALL RIGHTS RESERVED.

LOC	DIST
ES	00

REVISIONS

P	LTR	DESCRIPTION	DATE	DWN	APVD
	-	SEE SHEET 1	-	-	-

PART NUMBER	ROWS	POWER P1	POWER P2	POWER P3	SIGNAL 1	2	3	4	5	6	POWER P4	POWER P5
1888114-2	D C B A	PM	PM	PM	J K N S	J K N S	J K N S	J K N S	J K N S	J K N S	PM	PM
3P + 24S + 2P		HD										HD

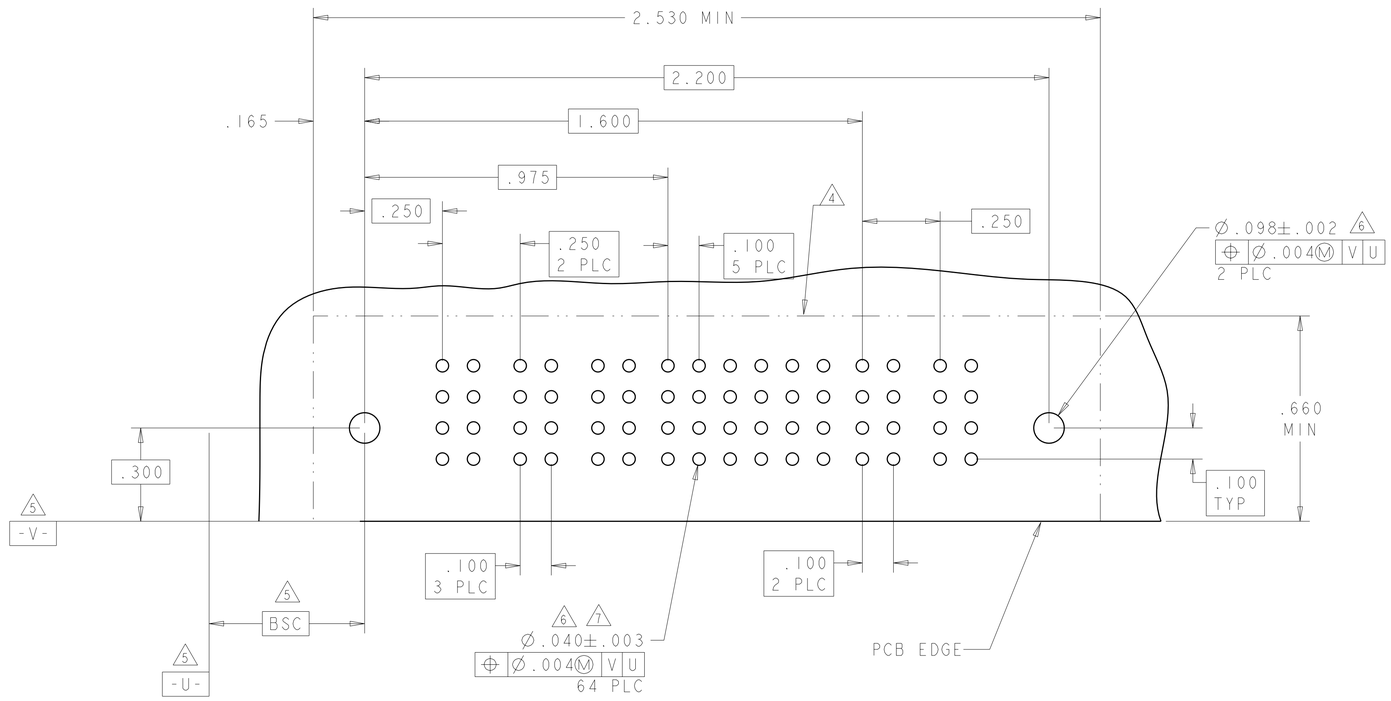

THIS DRAWING IS A CONTROLLED DOCUMENT FOR TYCO ELECTRONICS CORPORATION. IT IS SUBJECT TO CHANGE WITHOUT NOTICE. ANY QUESTIONS, THE ORGANIZATION SHOULD BE CONTACTED FOR THE LATEST REVISION.

DIMENSIONS: INCHES

TOLERANCES UNLESS OTHERWISE SPECIFIED:
0 PLC ±-
1 PLC ±-
2 PLC ±.01
3 PLC ±.005
4 PLC ±.0020
ANGLES ±2°

MATERIAL - - -
FINISH - -

DWN	C. ZHOU	19JUL2007
CHK	C. ZHOU	19JUL2007
APVD	S. YAO	-
PRODUCT SPEC	108-1973	
APPLICATION SPEC	114-13038	
WEIGHT	-	

Tyco Electronics

Tyco Electronics incorporation
ShangHai,P.R.China.200233

NAME
RIGHT ANGLE HEADER ASSEMBLY
W/GUIDES
MULTI-BEAM XL

SIZE	CAGE CODE	DRAWING NO	RESTRICTED TO
A1	00779	C-1888114	-

CUSTOMER DRAWING | SCALE 4:1 | SHEET 3 OF 5 | REV C

THIS DRAWING IS UNPUBLISHED. RELEASED FOR PUBLICATION 20
© COPYRIGHT 20 BY TYCO ELECTRONICS CORPORATION. ALL RIGHTS RESERVED.

LOC	DIST
ES	00

REVISIONS

P	LTR	DESCRIPTION	DATE	DWN	APVD
	-	SEE SHEET 1	-	-	-

PART NUMBER	ROWS	POWER P1	POWER P2	SIGNAL 1	SIGNAL 2	SIGNAL 3	SIGNAL 4	POWER P3	POWER P4	POWER P5	POWER P6
1888114-3	D C B A	PM	PM	J FK G S	J FK G S	J FK G S	J FK G S	PM	PM	PM	PM
2P + 16S + 4P											

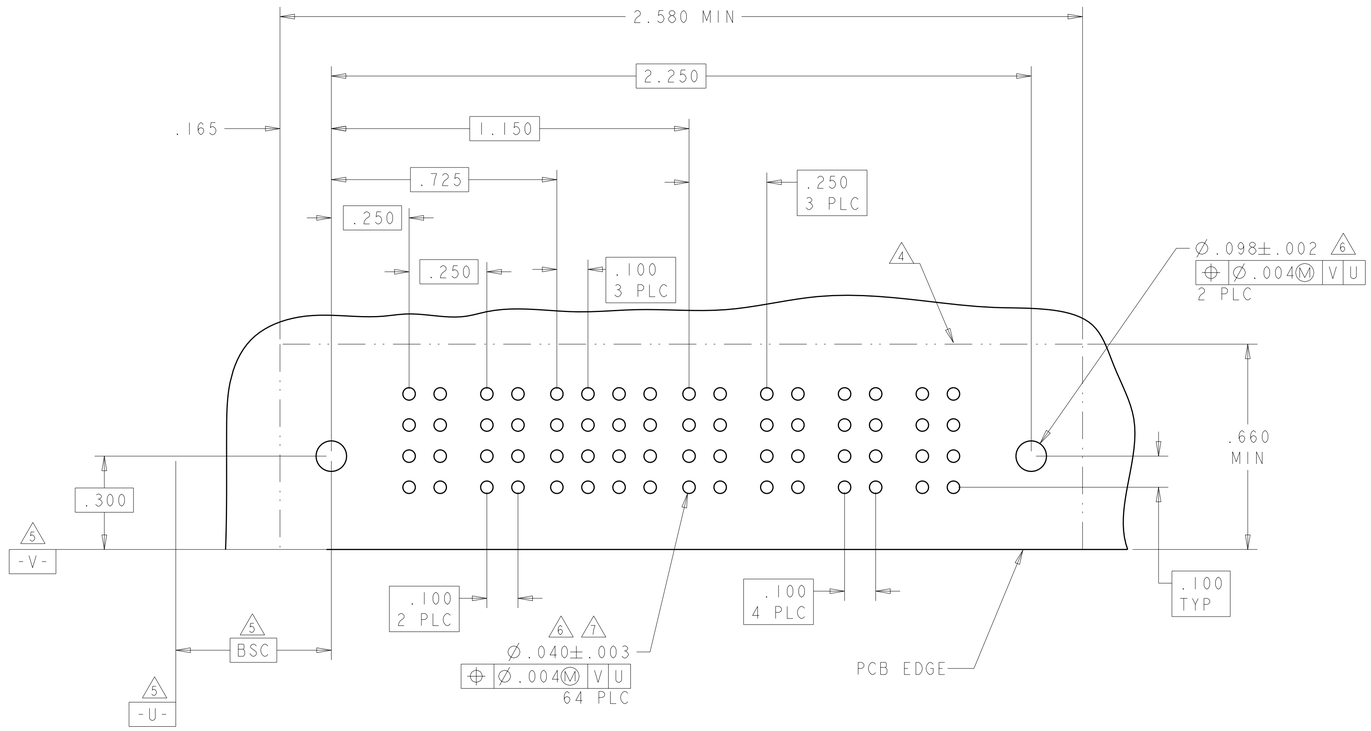

THIS DRAWING IS A CONTROLLED DOCUMENT FOR TYCO ELECTRONICS CORPORATION. IT IS SUBJECT TO CHANGE. CONTACT THE ORIGINATING ORGANIZATION SHOULD BE CONTACTED FOR THE LATEST REVISION.

DIMENSIONS: INCHES

TOLERANCES UNLESS OTHERWISE SPECIFIED:
0 PLC ±-
1 PLC ±-
2 PLC ±.01
3 PLC ±.005
4 PLC ±.0020
ANGLES ±2°

MATERIAL - -
FINISH - -

DWN C. ZHOU 19JUL2007
CHK C. ZHOU 19JUL2007
APVD S. YAO -
PRODUCT SPEC 108-1973
APPLICATION SPEC 114-13038
WEIGHT -

Tyco Electronics
Tyco Electronics incorporation
ShangHai,P.R.China.200233

NAME RIGHT ANGLE HEADER ASSEMBLY W/GUIDES MULTI-BEAM XL

SIZE A1 | CAGE CODE 00779 | DRAWING NO C-1888114 | RESTRICTED TO -

CUSTOMER DRAWING | SCALE 4:1 | SHEET 4 OF 5 | REV C

THIS DRAWING IS UNPUBLISHED. RELEASED FOR PUBLICATION 20
© COPYRIGHT 20 BY TYCO ELECTRONICS CORPORATION. ALL RIGHTS RESERVED.

LOC	DIST
ES	00

REVISIONS

P	LTR	DESCRIPTION	DATE	DWN	APVD
	-	SEE SHEET 1	-	-	-

PART NUMBER	ROWS	POWER P1	POWER P2	SIGNAL 1	SIGNAL 2	SIGNAL 3	SIGNAL 4	SIGNAL 5	SIGNAL 6	POWER P3	POWER P4
1888114-4	D	PM	PM	FJ	J	J	J	J	J	PM	PM
	C			FK	K	K	K	K	K		
	B			N	N	N	N	N	FN		
	A			S	S	H	S	S	FS		
2P + 24S + 2P											

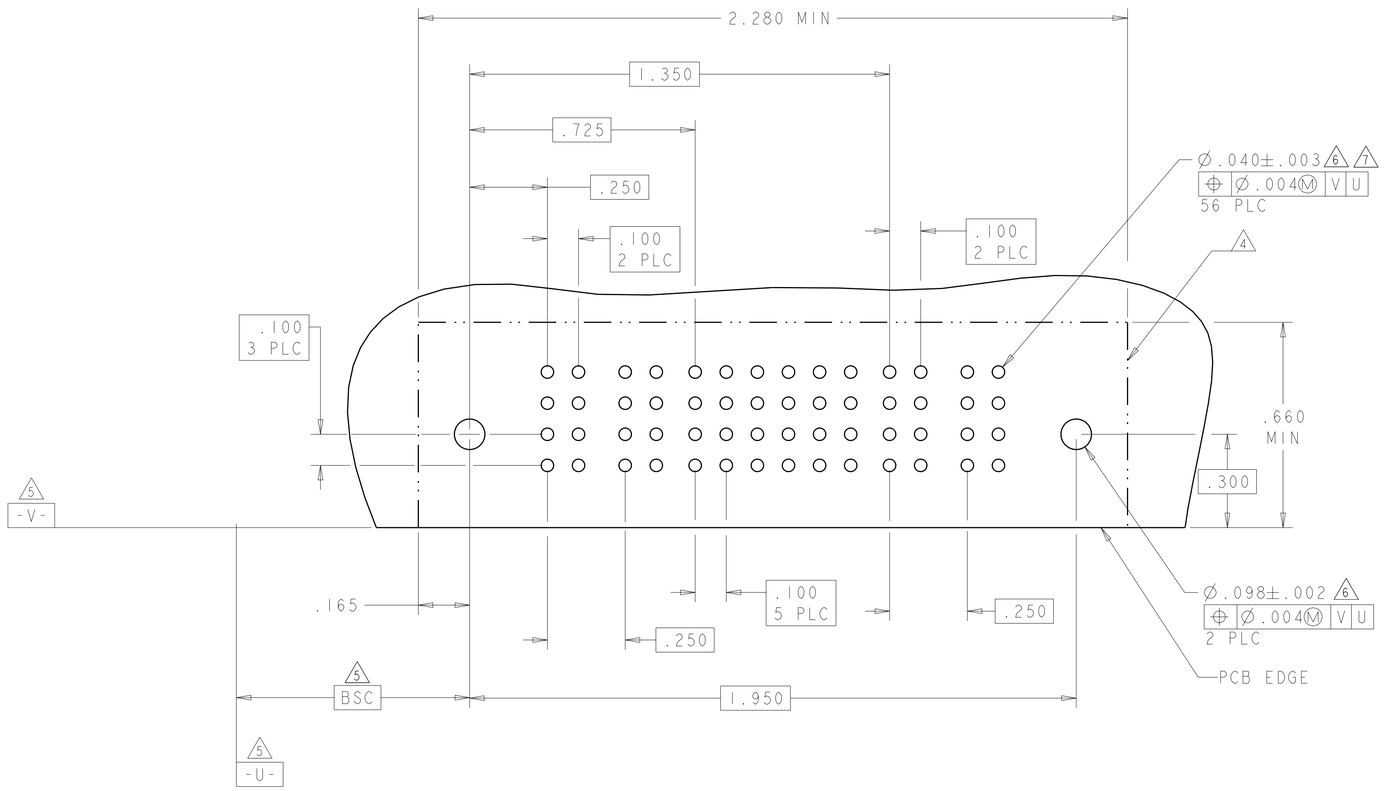

THIS DRAWING IS A CONTROLLED DOCUMENT FOR TYCO ELECTRONICS CORPORATION. IT IS SUBJECT TO CHANGE AND THE CONTROLLING ENGINEERING ORGANIZATION SHOULD BE CONTACTED FOR THE LATEST REVISION.

DIMENSIONS: INCHES

TOLERANCES UNLESS OTHERWISE SPECIFIED:
0 PLC ±-
1 PLC ±-
2 PLC ±.01
3 PLC ±.005
4 PLC ±.0020
ANGLES ±2°

MATERIAL - -
FINISH - -

DWN C.ZHOU 19JUL2007
CHK C.ZHOU 19JUL2007
APVD S.YAO -
PRODUCT SPEC 108-1973
APPLICATION SPEC 114-13038
WEIGHT -

Tyco Electronics
Tyco Electronics incorporation
ShangHai,P.R.China.200233

NAME
RIGHT ANGLE HEADER ASSEMBLY
W/GUIDES
MULTI-BEAM XL

SIZE	CAGE CODE	DRAWING NO	RESTRICTED TO
A1	00779	C-1888114	-

CUSTOMER DRAWING | SCALE 4:1 | SHEET 5 OF 5 | REV C

Общество с ограниченной ответственностью «МосЧип» ИНН 7719860671 / КПП 771901001
Адрес: 105318, г.Москва, ул.Щербаковская д.3, офис 1107

Данный компонент на территории Российской Федерации

Вы можете приобрести в компании MosChip.

Для оперативного оформления запроса Вам необходимо перейти по данной ссылке:

http://moschip.ru/get-element

Вы можете разместить у нас заказ для любого Вашего проекта, будь то серийное производство или разработка единичного прибора.

В нашем ассортименте представлены ведущие мировые производители активных и пассивных электронных компонентов.

Нашей специализацией является поставка электронной компонентной базы двойного назначения, продукции таких производителей как XILINX, Intel (ex.ALTERA), Vicor, Microchip, Texas Instruments, Analog Devices, Mini-Circuits, Amphenol, Glenair.

Сотрудничество с глобальными дистрибьюторами электронных компонентов, предоставляет возможность заказывать и получать с международных складов практически любой перечень компонентов в оптимальные для Вас сроки.

На всех этапах разработки и производства наши партнеры могут получить квалифицированную поддержку опытных инженеров.

Система менеджмента качества компании отвечает требованиям в соответствии с ГОСТ Р ИСО 9001, ГОСТ РВ 0015-002 и ЭС РД 009

Офис по работе с юридическими лицами:

105318, г.Москва, ул.Щербаковская д.3, офис 1107, 1118, ДЦ «Щербаковский»

Телефон: +7 495 668-12-70 (многоканальный)

Факс: +7 495 668-12-70 (доб.304)

E-mail: info@moschip.ru

Skype отдела продаж:
moschip.ru
moschip.ru_4
moschip.ru_6
moschip.ru_9