

IX series

Pushbutton switches for harsh environments •
bushing Ø 12 mm • momentary NO & NC/NO



DISTINCTIVE FEATURES

Backlighted marking in a compact case

Strong tactile feedback

NO or NC/NO

High sealing level, no space between actuator and
bushing (IP67/IP69K)



ENVIRONMENTAL SPECIFICATIONS

- Operating and storage temperature : -40 °C to +85 °C (-40 °F to +185 °F)
- Front panel sealing : IP67 according to IEC 60529,
IP69K according to DIN 40050-9
- Shock resistance: 100 g according to IEC 512-4, test 6c
- Salt spray: IEC 512-6, test 11f



ELECTRICAL SPECIFICATIONS

- Max. current/voltage rating with resistive load:
 - Gold plated contact (0): 100 mA 28 VDC, 1,000,000 cycles
 - Silver contact (1): 2 A 28 VDC, 100,000 cycles
- Initial contact resistance : 100 mΩ max.
- Insulation resistance : 1 GΩ min. at 500 VDC
- Dielectric strength : 1,500 Vrms
- Contact bounce : 10 ms



LED COMPONENT SPECIFICATIONS

| LED color | Forward current | Typ. forward voltage | Max. forward voltage |
|---------------|-----------------|-------------------------|---------------------------|
| Red (R) | 20 mA | 1.9 V | 2.5 V |
| Yellow (Y) | 20 mA | 2.3 V | 2.8 V |
| Green (G) | 20 mA | 4 V | 4.5 V |
| Blue (B) | 20 mA | 3.2 V | 3.7 V |
| White (W) | 20 mA | 3.3 V | 4 V |
| Red/green (F) | 20 mA | Red: 2 V / green: 3.2 V | Red: 2.8 V / green: 3.7 V |

A resistor must be series-connected by the user.
Resistor value = $\frac{\text{supply voltage} - \text{LED forward voltage}}{\text{LED forward current}}$

The company reserves the right to change specifications without notice.

IX series

Pushbutton switches for harsh environments •
bushing Ø 12 mm • momentary NO & NC/NO

GENERAL SPECIFICATIONS

- Panel thickness : 1.5 to 6 mm
- Total travel : 2 mm (.078) ± 0.3 mm
- Typical operating force : 7 N ± 2 N
- Low level/mech. life : 1,000,000 cycles
- Torque : 0.55 Nm (0.6 Nm max.) applied to nut
- Soldering : 320 °C (608 °F) max. for 3 sec.

MATERIALS

- Case : thermoplastic UL94-V0
- Actuator : silicone
- Bushing : ABS UL94 HB
- Contacts :
0 : gold plated
1 : silver
- Output wires : AWG24, section 0.23 mm² - 500 mm
- Terminal seal : epoxy

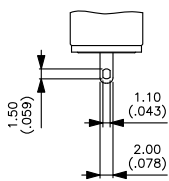
APEM products may be recycled at end-of-life for the re-claiming of valuable metal components.

CONNECTIONS

WIRES TERMINALS

- Contact NO : black color / Contact NC : blue color
- LED : + : red color
- : white color

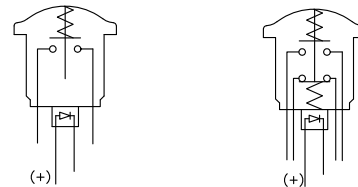
TERMINALS



Solder lug S

ELECTRICAL FUNCTION

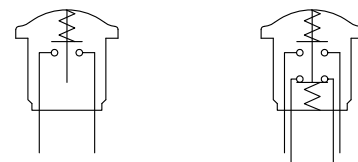
ILLUMINATED MODELS



Function 3 (NO)

Function 5 (NC/NO)

NON-ILLUMINATED MODELS

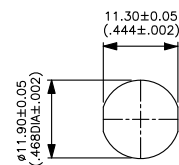


Function 3 (NO)

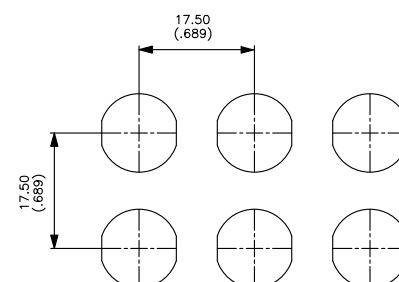
Function 5 (NC/NO)

MOUNTING

PANEL CUT-OUT



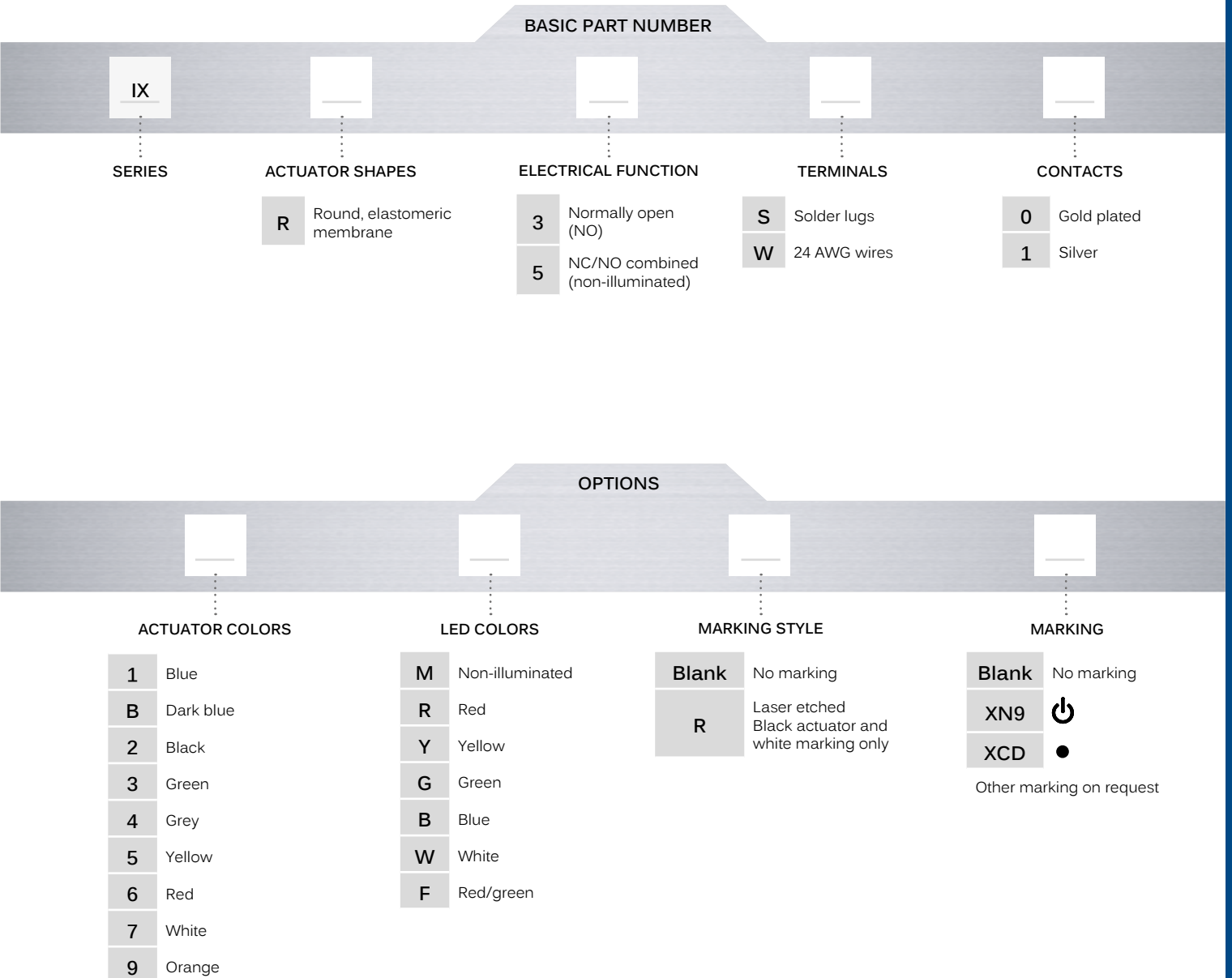
MATRIX MOUNTING



Pushbutton switches for harsh environments •
bushing Ø 12 mm • momentary NO & NC/NO





BUILD YOUR PART NUMBER



ABOUT THIS SERIES

On the following pages, you will find successively basic part numbers of switches and options in the same order as in above chart.

-  **Notice** : please note that not all combinations of above numbers are available. Refer to the following pages for further information.
-  **Mounting accessories** : Standard hardware supplied : 1 hex nut 14 mm (.551) across flats and 1 O-Ring.

IX series

Pushbutton switches for harsh environments •
bushing Ø 12 mm • momentary NO & NC/NO

**SOLDER LUG TERMINALS
NON-ILLUMINATED - NO**



IXR3S••M

**SOLDER LUG TERMINALS
NON-ILLUMINATED - NC/NO**



IXR5S••M

**SOLDER LUG TERMINALS
ILLUMINATED - NC/NO**



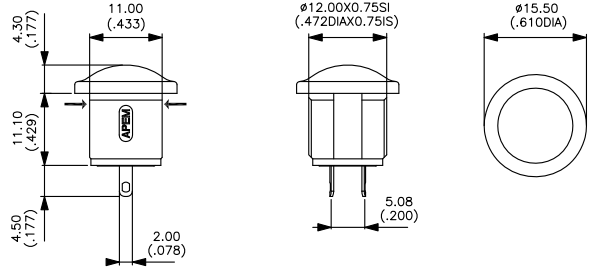
IXR5S

**FLYING LEAD TERMINALS
ILLUMINATED - NC/NO**

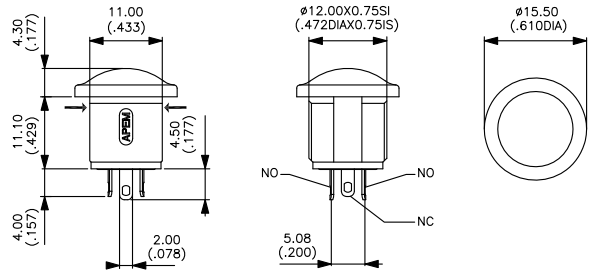


IXR5W

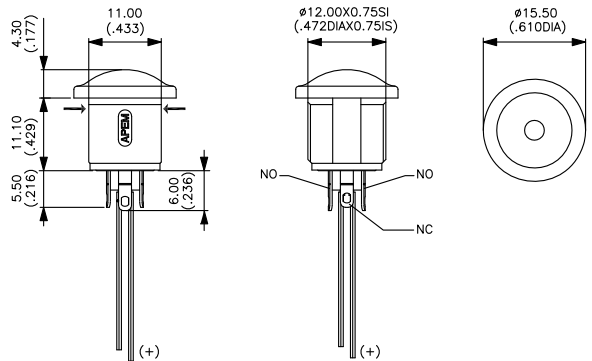
→ FLAT



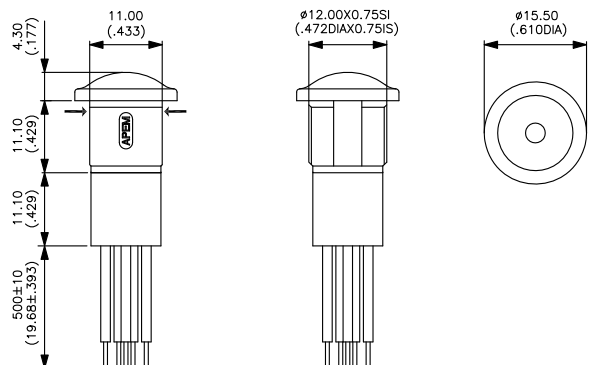
→ FLAT



→ FLAT



→ FLAT



IX series

Pushbutton switches for harsh environments •
bushing Ø 12 mm • momentary NO & NC/NO

ACTUATOR COLORS



- | | | | |
|---|-----------|---|--------|
| 1 | Blue | 5 | Yellow |
| B | Dark blue | 6 | Red |
| 2 | Black | 7 | White |
| 3 | Green | 9 | Orange |
| 4 | Grey | | |

LED COLORS



- | | |
|---|-----------------|
| M | Non-illuminated |
| R | Red |
| Y | Yellow |
| G | Green |
| B | Blue |
| W | White |
| F | Red/green |



MARKING STYLE



- | | |
|-------|--|
| Blank | No marking |
| R | Laser etched - Black actuator and white marking only |

MARKING



- | | |
|-------|--|
| Blank | No Marking |
| XN9 |  - Symbol "power" |
| XCD |  - Symbol "dot" |

Other marking on request

Данный компонент на территории Российской Федерации

Вы можете приобрести в компании MosChip.

Для оперативного оформления запроса Вам необходимо перейти по данной ссылке:

<http://moschip.ru/get-element>

Вы можете разместить у нас заказ для любого Вашего проекта, будь то серийное производство или разработка единичного прибора.

В нашем ассортименте представлены ведущие мировые производители активных и пассивных электронных компонентов.

Нашей специализацией является поставка электронной компонентной базы двойного назначения, продукции таких производителей как XILINX, Intel (ex.ALTERA), Vicor, Microchip, Texas Instruments, Analog Devices, Mini-Circuits, Amphenol, Glenair.

Сотрудничество с глобальными дистрибьюторами электронных компонентов, предоставляет возможность заказывать и получать с международных складов практически любой перечень компонентов в оптимальные для Вас сроки.

На всех этапах разработки и производства наши партнеры могут получить квалифицированную поддержку опытных инженеров.

Система менеджмента качества компании отвечает требованиям в соответствии с ГОСТ Р ИСО 9001, ГОСТ РВ 0015-002 и ЭС РД 009

Офис по работе с юридическими лицами:

105318, г.Москва, ул.Щербаковская д.3, офис 1107, 1118, ДЦ «Щербаковский»

Телефон: +7 495 668-12-70 (многоканальный)

Факс: +7 495 668-12-70 (доб.304)

E-mail: info@moschip.ru

Skype отдела продаж:

moschip.ru

moschip.ru_4

moschip.ru_6

moschip.ru_9