

3M™ HIGH ROUTABILITY INTERNAL SATA CABLE ASSEMBLY

| REVISION RECORD | | |
|-----------------|----------------------------|----------|
| REV. | ECR/ECN/ECO NUMBER | DATE |
| A | ECO-0037492 | 05/09/11 |
| B | ECO-0042030 | 13/07/12 |
| C | ECO-0043801, CABLE P/N CHG | 31/12/12 |



- NOTES :
- Regulatory Information.
RoHs compliant, See the regulatory information appendix(RIA) in the "RoHs compliance" section of WWW.3Mconnectors.com compliance information (RIA E1 & C1 apply)
 - For custom cable length, contact 3M sales rep.
 - Cable part number : SL8803/04-10DN5-00
 - Product Specification: PS-0117.
 - This cable construction has a thin aluminum layer at each edge. User should evaluate its use in their application and, if necessary, insulating tape may be applied to cover the aluminum layer, as User deems appropriate
 - PVC overmoulding and PE Inner moulding at both ends.
 - Product meets SATA 3.0 signal integrity specifications.

PART NUMBER SELECTION

5602-11-0142A-XXX
Length in mm,000 refers to 1000mm.

| 3M PART NO. | L(MM) |
|-------------------|-------|
| 5602-11-0142A-100 | 100 |
| 5602-11-0142A-200 | 200 |
| 5602-11-0142A-300 | 300 |
| 5602-11-0142A-400 | 400 |
| 5602-11-0142A-500 | 500 |
| 5602-11-0142A-600 | 600 |
| 5602-11-0142A-700 | 700 |
| 5602-11-0142A-800 | 800 |
| 5602-11-0142A-900 | 900 |
| 5602-11-0142A-000 | 1000 |

| PIN OUT | | | | |
|---------|------|------|----|--|
| P1 | TYPE | TYPE | P2 | |
| 1 | G | G | 1 | |
| 2 | A+ | A+ | 2 | |
| 3 | A- | A- | 3 | |
| 4 | G | G | 4 | |
| 5 | B- | B- | 5 | |
| 6 | B+ | B+ | 6 | |
| 7 | G | G | 7 | |

| ITEM | SPECIFICATION | Q'TY | UNIT |
|------|--|------|------|
| 3 | CABLE : RIBBON TWIN AX , SL8803/04, UL AWM 21008,150V,80C SIGNAL -SILVER PLATED COPPER WITH 30 AWG. | 1 | PC |
| 2 | SATA CONN : 7P FEMALE 90° BLACK PBT30% 15*AU | 1 | PC |
| 1 | SATA CONN : 7P FEMALE 90° BLACK PBT30% 15*AU | 1 | PC |

| | | | | | | |
|--|---|---------------|---|----------------------------|--|------------|
| UNIT: MM | DFTG RAD VITTAPALLI | DATE 13/07/12 | 3M APAC INNOVATION CENTRE | DIVISION | ESD | STATUS |
| GEN. TOLERANCES | CHKD RAD VITTAPALLI | DATE 13/07/12 | | MODEL | | RELEASE |
| LINEAR .0 = ± 0.25 .00 = ± 0.15 .000 = ± 0.05 | APPVL ALAN ANG | DATE 13/07/12 | TITLE SATA 7 PIN RIBBON TWINAX CABLE ASSEMBLY RIGHT ANGLE TO RIGHT ANGLE W/O LATCH | | | |
| ANGLE ±1° | THIS DOCUMENT CONTAINS INFORMATION WHICH IS PROPRIETARY TO 3M COMPANY. NO REPRODUCTION OR PUBLICATION OF THIS DOCUMENT, IN WHOLE OR IN PART, SHALL BE MADE WITHOUT AUTHORIZATION FROM 3M. © 3M 2013. ALL RIGHTS RESERVED. | | SIZE A3 | DRAWING NO. 78-5100-4897-8 | REV C | |
| PROJECTION | INTERPRET PER ASME Y14.5M-1994 | | SCALE : NTS | DET LIST | <input type="checkbox"/> YES <input type="checkbox"/> NO | SHT 1 of 7 |
| | CRITICAL DIMENSION: ▲ | | | | | |

3M™ HIGH ROUTABILITY INTERNAL SATA CABLE ASSEMBLY

| REVISION RECORD | | |
|---------------------|--------------------|------|
| REV. | ECR/ECN/ECO NUMBER | DATE |
| REFER TO SHT 1 OF 7 | | |



NOTES :

- Regulatory Information.
RoHs compliant, See the regulatory information appendix(RIA) in the "RoHs compliance" section of WWW.3Mconnectors.com compliance information (RIA E1 & C1 apply)
- For custom cable length, contact 3M sales rep.
- Cable Part number: SL8803/04-10DN5-00
- Product Specification: PS-0117.
- This cable construction has a thin aluminum layer at each edge.
User should evaluate its use in their application and, if necessary, insulating tape may be applied to cover the aluminum layer, as User deems appropriate
- PVC overmoulding and PE Inner moulding at both ends.
- Product meets SATA 3.0 signal integrity specifications.

PART NUMBER SELECTION

5602-12-0142A-XXX
Length in mm,000 refers to 1000mm.

| 3M PART NO. | L(MM) |
|-------------------|-------|
| 5602-12-0142A-100 | 100 |
| 5602-12-0142A-200 | 200 |
| 5602-12-0142A-300 | 300 |
| 5602-12-0142A-400 | 400 |
| 5602-12-0142A-500 | 500 |
| 5602-12-0142A-600 | 600 |
| 5602-12-0142A-700 | 700 |
| 5602-12-0142A-800 | 800 |
| 5602-12-0142A-900 | 900 |
| 5602-12-0142A-000 | 1000 |

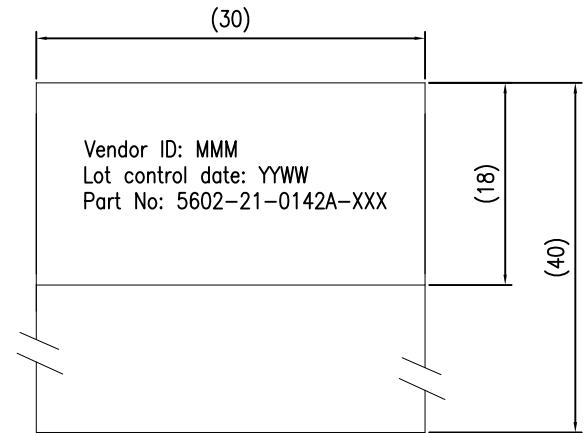
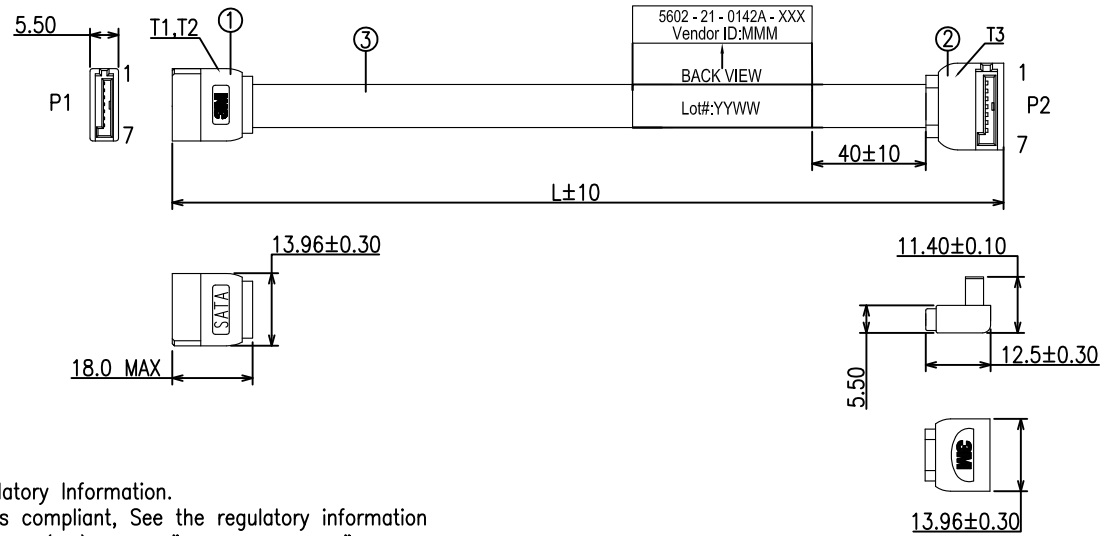
| PIN OUT | | | |
|---------|------|------|----|
| P1 | TYPE | TYPE | P2 |
| 1 | G | G | 1 |
| 2 | A+ | A+ | 2 |
| 3 | A- | A- | 3 |
| 4 | G | G | 4 |
| 5 | B- | B- | 5 |
| 6 | B+ | B+ | 6 |
| 7 | G | G | 7 |

| ITEM | SPECIFICATION | Q'TY | UNIT |
|------|---|------|------|
| 3 | CABLE : RIBBON TWIN AX , SL8803/04, UL AWM 21008,150V,80C SIGNAL -SILVER PLATED COPPER CONDUCTOR 30 AWG. | 1 | PC |
| 2 | SATA CONN : 7P FEMALE 90° BLACK PBT 30%GF 15*AU | 1 | PC |
| 1 | SATA CONN : 7P FEMALE 180° BLACK PBT 30%GF 15*AU | 1 | PC |

| | | | | | | |
|--|---|---------------|---|----------------------------|--|------------|
| UNIT: MM | DFTG RAD VITTAPALLI | DATE 13/07/12 | 3M APAC INNOVATION CENTRE | DIVISION | ESD | STATUS |
| GEN. TOLERANCES | CHKD RAD VITTAPALLI | DATE 13/07/12 | | MODEL | | RELEASE |
| LINEAR .0 = ± 0.25 .00 = ± 0.15 .000 = ± 0.05 | APPVL ALAN ANG | DATE 13/07/12 | TITLE SATA 7 PIN RIBBON TWINAX CABLE ASSEMBLY STRAIGHT TO RIGHT ANGLE W/O LATCH | | | |
| ANGLE ±1° | THIS DOCUMENT CONTAINS INFORMATION WHICH IS PROPRIETARY TO 3M COMPANY. NO REPRODUCTION OR PUBLICATION OF THIS DOCUMENT, IN WHOLE OR IN PART, SHALL BE MADE WITHOUT AUTHORIZATION FROM 3M. © 3M 2013. ALL RIGHTS RESERVED. | | SIZE A3 | DRAWING NO. 78-5100-4897-8 | REV C | |
| PROJECTION | INTERPRET PER ASME Y14.5M-1994 | SCALE : NTS | | DET LIST | <input type="checkbox"/> YES <input type="checkbox"/> NO | SHT 2 of 7 |
| CRITICAL DIMENSION: ▲ | | | | | | |

3M™ HIGH ROUTABILITY INTERNAL SATA CABLE ASSEMBLY

| REVISION RECORD | | |
|---------------------|--------------------|------|
| REV. | ECR/ECN/ECO NUMBER | DATE |
| REFER TO SHT 1 OF 7 | | |



NOTES :

- Regulatory Information.
RoHs compliant, See the regulatory information appendix(RIA) in the "RoHs compliance" section of WWW.3Mconnectors.com compliance information (RIA E1 & C1 apply)
- For custom cable length, contact 3M sales rep.
- Cable Part number : SL8803/04-10DN5-00
- Product Specification: PS-0117.
- This cable construction has a thin aluminum layer at each edge.
User should evaluate its use in their application and, if necessary, insulating tape may be applied to cover the aluminum layer, as User deems appropriate
- PVC overmoulding and PE Inner moulding at both ends.
- Product meets SATA 3.0 signal integrity specifications.

PART NUMBER SELECTION

5602-21-0142A-XXX
Length in mm,000 refers to 1000mm.

| 3M PART NO. | L(MM) |
|-------------------|-------|
| 5602-21-0142A-100 | 100 |
| 5602-21-0142A-200 | 200 |
| 5602-21-0142A-300 | 300 |
| 5602-21-0142A-400 | 400 |
| 5602-21-0142A-500 | 500 |
| 5602-21-0142A-600 | 600 |
| 5602-21-0142A-700 | 700 |
| 5602-21-0142A-800 | 800 |
| 5602-21-0142A-900 | 900 |
| 5602-21-0142A-000 | 1000 |

| PIN OUT | | | |
|---------|------|------|----|
| P1 | TYPE | TYPE | P2 |
| 1 | G | G | 1 |
| 2 | A+ | A+ | 2 |
| 3 | A- | A- | 3 |
| 4 | G | G | 4 |
| 5 | B- | B- | 5 |
| 6 | B+ | B+ | 6 |
| 7 | G | G | 7 |

| ITEM | SPECIFICATION | Q'TY | UNIT |
|------|---|------|------|
| 3 | CABLE : RIBBON TWIN AX , SL8803/04, UL AWM 21008,150V,80C SIGNAL -SILVER PLATED COPPER CONDUCTOR 30 AWG. | 1 | PC |
| 2 | SATA CONN : 7P FEMALE 90° BLACK PBT 30%GF 15*AU | 1 | PC |
| 1 | SATA CONN : 7P FEMALE 180° BLACK PBT 30%GF 15*AU | 1 | PC |

| | | | | | | |
|--|---|---------------|---|----------------------------|--|------------|
| UNIT: MM | DFTG RAD VITTAPALLI | DATE 13/07/12 | 3M APAC INNOVATION CENTRE | DIVISION | ESD | STATUS |
| GEN. TOLERANCES | CHKD RAD VITTAPALLI | DATE 13/07/12 | | MODEL | | RELEASE |
| LINEAR .0 = ± 0.25 .00 = ± 0.15 .000 = ± 0.05 | APPVL ALAN ANG | DATE 13/07/12 | TITLE SATA 7 PIN RIBBON TWINAX CABLE ASSEMBLY STRAIGHT TO RIGHT ANGLE W/O LATCH | | | |
| ANGLE ±1° | THIS DOCUMENT CONTAINS INFORMATION WHICH IS PROPRIETARY TO 3M COMPANY. NO REPRODUCTION OR PUBLICATION OF THIS DOCUMENT, IN WHOLE OR IN PART, SHALL BE MADE WITHOUT AUTHORIZATION FROM 3M. © 3M 2013. ALL RIGHTS RESERVED. | | SIZE A3 | DRAWING NO. 78-5100-4897-8 | REV C | |
| PROJECTION | INTERPRET PER ASME Y14.5M-1994 | SCALE : NTS | | DET LIST | <input type="checkbox"/> YES <input type="checkbox"/> NO | SHT 3 of 7 |
| CRITICAL DIMENSION: ▲ | | | | | | |

3M™ HIGH ROUTABILITY INTERNAL SATA CABLE ASSEMBLY

| REVISION RECORD | | |
|---------------------|--------------------|------|
| REV. | ECR/ECN/ECO NUMBER | DATE |
| REFER TO SHT 1 OF 7 | | |



NOTES :

- Regulatory Information.
RoHs compliant, See the regulatory information appendix(RIA) in the "RoHs compliance" section of WWW.3Mconnectors.com compliance information (RIA E1 & C1 apply)
- For custom cable length, contact 3M sales rep.
- Cable Part number: SL8803/04-10DN5-00
- Product Specification: PS-0117.
- This cable construction has a thin aluminum layer at each edge. User should evaluate its use in their application and, if necessary, insulating tape may be applied to cover the aluminum layer, as User deems appropriate
- PVC overmoulding and PE Inner moulding at both ends.
- Product meets SATA 3.0 signal integrity specifications.

PART NUMBER SELECTION

5602-22-0142A-XXX
Length in mm,000 refers to 1000mm.

| 3M PART NO. | L(MM) |
|-------------------|-------|
| 5602-22-0142A-100 | 100 |
| 5602-22-0142A-200 | 200 |
| 5602-22-0142A-300 | 300 |
| 5602-22-0142A-400 | 400 |
| 5602-22-0142A-500 | 500 |
| 5602-22-0142A-600 | 600 |
| 5602-22-0142A-700 | 700 |
| 5602-22-0142A-800 | 800 |
| 5602-22-0142A-900 | 900 |
| 5602-22-0142A-000 | 1000 |

| PIN OUT | | | |
|---------|------|------|----|
| P1 | TYPE | TYPE | P2 |
| 1 | G | G | 1 |
| 2 | A+ | A+ | 2 |
| 3 | A- | A- | 3 |
| 4 | G | G | 4 |
| 5 | B- | B- | 5 |
| 6 | B+ | B+ | 6 |
| 7 | G | G | 7 |

| ITEM | SPECIFICATION | Q'TY | UNIT |
|------|---|------|------|
| 2 | CABLE : RIBBON TWIN AX , SL8803/04, UL AWM 21008,150V,80C | 1 | PC |
| | SIGNAL -SILVER PLATED COPPER CONDUCTOR WITH 30 AWG. | | |
| 1 | SATA CONN : 7P FEMALE 180° BLACK PBT 30GF , 15°AU | 2 | PCS |

| | | | | | | |
|--|---|---------------|-------------|--|--|------------|
| UNIT: MM | DFTG RAD VITTAPALLI | DATE 13/07/12 | | DIVISION | ESD | STATUS |
| GEN. TOLERANCES | CHKD RAD VITTAPALLI | DATE 13/07/12 | | MODEL | | RELEASE |
| LINEAR .0 = ± 0.25 .00 = ± 0.15 .000 = ± 0.05 | APPVL ALAN ANG | DATE 13/07/12 | TITLE | SATA 7 PIN RIBBON TWINAX CABLE ASSEMBLY STRAIGHT TO STRAIGHT W/O LATCH | | |
| ANGLE ±1° | THIS DOCUMENT CONTAINS INFORMATION WHICH IS PROPRIETARY TO 3M COMPANY. NO REPRODUCTION OR PUBLICATION OF THIS DOCUMENT, IN WHOLE OR IN PART, SHALL BE MADE WITHOUT AUTHORIZATION FROM 3M. © 3M 2013. ALL RIGHTS RESERVED. | | SIZE A3 | DRAWING NO. | 78-5100-4897-8 | REV C |
| PROJECTION | INTERPRET PER ASME Y14.5M-1994 | | SCALE : NTS | DET LIST | <input type="checkbox"/> YES <input type="checkbox"/> NO | SHT 4 of 7 |
| | CRITICAL DIMENSION: ▲ | | | | | |

3M™ HIGH ROUTABILITY INTERNAL SATA CABLE ASSEMBLY

| REVISION RECORD | | |
|----------------------|--------------------|------|
| REV. | ECR/ECN/ECO NUMBER | DATE |
| REFER TO SHIT 1 OF 7 | | |



NOTES :

- Regulatory Information.
RoHs compliant, See the regulatory information appendix(RIA) in the "RoHs compliance" section of WWW.3Mconnectors.com compliance information (RIA E1 & C1 apply)
- For custom cable length, contact 3M sales rep.
- Cable part number: SL8803/04-10DN5-00
- Product Specification: PS-0117.
- This cable construction has a thin aluminum layer at each edge. User should evaluate its use in their application and, if necessary, insulating tape may be applied to cover the aluminum layer, as User deems appropriate
- PVC overmoulding and PE Inner moulding at both ends.
- Product meets SATA 3.0 signal integrity specifications.

PART NUMBER SELECTION

5602-33-0142A-XXX
Length in mm,000 refers to 1000mm.

| 3M PART NO. | L(MM) |
|-------------------|-------|
| 5602-33-0142A-100 | 100 |
| 5602-33-0142A-200 | 200 |
| 5602-33-0142A-300 | 300 |
| 5602-33-0142A-400 | 400 |
| 5602-33-0142A-500 | 500 |
| 5602-33-0142A-600 | 600 |
| 5602-33-0142A-700 | 700 |
| 5602-33-0142A-800 | 800 |
| 5602-33-0142A-900 | 900 |
| 5602-33-0142A-000 | 1000 |

PIN OUT

| P1 | TYPE | TYPE | P2 |
|----|------|------|----|
| 1 | G | G | 1 |
| 2 | A+ | A+ | 2 |
| 3 | A- | A- | 3 |
| 4 | G | G | 4 |
| 5 | B- | B- | 5 |
| 6 | B+ | B+ | 6 |
| 7 | G | G | 7 |

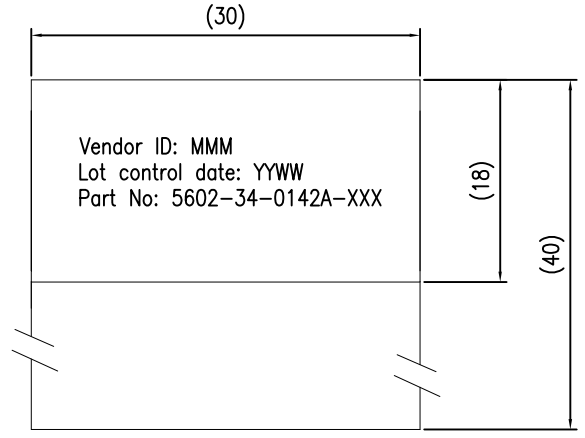
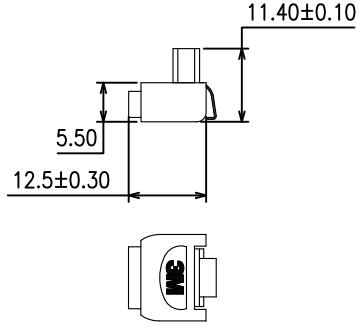
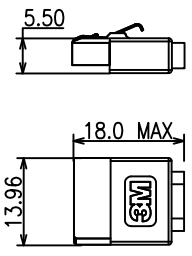
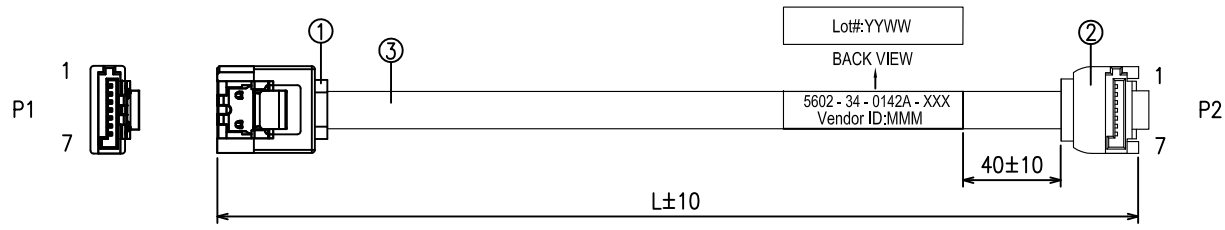
| ITEM | SPECIFICATION | Q'TY | UNIT |
|------|---|------|------|
| 3 | CABLE : RIBBON TWIN AX , SL8803/04, UL AWM 21008,150V,80C SIGNAL -SILVER PLATED COPPER WITH 30 AWG. | 1 | PC |
| 2 | SATA CONN : 7P FEMALE 90° BLACK PBT30% 15*AU WITH LATCH | 1 | PC |
| 1 | SATA CONN : 7P FEMALE 90° BLACK PBT30% 15*AU WITH LATCH | 1 | PC |

| | | | | | |
|--|---|---------------|---|---|----------------|
| UNIT: MM | DFTG RAD VITTAPALLI | DATE 13/07/12 | 3M APAC INNOVATION CENTRE | DIVISION ESD | STATUS RELEASE |
| GEN. TOLERANCES | CHKD RAD VITTAPALLI | DATE 13/07/12 | | MODEL | |
| LINEAR .0 = ± 0.25 .00 = ± 0.15 .000 = ± 0.05 | APPVL ALAN ANG | DATE 13/07/12 | TITLE SATA 7 PIN RIBBON TWINAX CABLE ASSEMBLY RIGHT ANGLE TO RIGHT ANGLE WITH LATCH | | |
| ANGLE ±1° | THIS DOCUMENT CONTAINS INFORMATION WHICH IS PROPRIETARY TO 3M COMPANY. NO REPRODUCTION OR PUBLICATION OF THIS DOCUMENT, IN WHOLE OR IN PART, SHALL BE MADE WITHOUT AUTHORIZATION FROM 3M. © 3M 2013. ALL RIGHTS RESERVED. | | SIZE A3 | DRAWING NO. 78-5100-4897-8 | REV C |
| PROJECTION | INTERPRET PER ASME Y14.5M-1994 | SCALE : NTS | | DET LIST <input type="checkbox"/> YES <input type="checkbox"/> NO | SHT 5 of 7 |
| CRITICAL DIMENSION: ▲ | | | | | |

WWW.3Mconnectors.com

3M™ HIGH ROUTABILITY INTERNAL SATA CABLE ASSEMBLY

| REVISION RECORD | | |
|---------------------|--------------------|------|
| REV. | ECR/ECN/ECO NUMBER | DATE |
| REFER TO SHT 1 OF 7 | | |



NOTES :

- Regulatory Information.
RoHs compliant, See the regulatory information appendix(RIA) in the "RoHs compliance" section of WWW.3Mconnectors.com compliance information (RIA E1 & C1 apply)
- For custom cable length, contact 3M sales rep.
- Cable Part number: SL8803/04-10DN5-00
- Product Specification: PS-0117.
- This cable construction has a thin aluminum layer at each edge.
User should evaluate its use in their application and, if necessary, insulating tape may be applied to cover the aluminum layer, as User deems appropriate
- PVC overmoulding and PE Inner moulding at both ends.
- Product meets SATA 3.0 signal integrity specifications.

PART NUMBER SELECTION

5602-34-0142A-XXX
Length in mm,000 refers to 1000mm.

| 3M PART NO. | L(MM) |
|-------------------|-------|
| 5602-34-0142A-100 | 100 |
| 5602-34-0142A-200 | 200 |
| 5602-34-0142A-300 | 300 |
| 5602-34-0142A-400 | 400 |
| 5602-34-0142A-500 | 500 |
| 5602-34-0142A-600 | 600 |
| 5602-34-0142A-700 | 700 |
| 5602-34-0142A-800 | 800 |
| 5602-34-0142A-900 | 900 |
| 5602-34-0142A-000 | 1000 |

| PIN OUT | | | |
|---------|------|------|----|
| P1 | TYPE | TYPE | P2 |
| 1 | G | G | 1 |
| 2 | A+ | A+ | 2 |
| 3 | A- | A- | 3 |
| 4 | G | G | 4 |
| 5 | B- | B- | 5 |
| 6 | B+ | B+ | 6 |
| 7 | G | G | 7 |

| ITEM | SPECIFICATION | Q'TY | UNIT |
|------|---|------|------|
| 3 | CABLE : RIBBON TWIN AX , SL8803/04, UL AWM 21008,150V,80C SIGNAL -SILVER PLATED COPPER CONDUCTOR 30 AWG. | 1 | PC |
| 2 | SATA CONN : 7P FEMALE 90° BLACK PBT 30%GF 15*AU WITH LATCH | 1 | PC |
| 1 | SATA CONN : 7P FEMALE 180° BLACK PBT 30%GF 15*AU WITH LATCH | 1 | PC |

| | | | | | | |
|--|---|---------------|--|----------------------------|--|------------|
| UNIT: MM | DFTG RAD VITTAPALLI | DATE 13/07/12 | 3M APAC INNOVATION CENTRE | DIVISION | ESD | STATUS |
| GEN. TOLERANCES | CHKD RAD VITTAPALLI | DATE 13/07/12 | | MODEL | | RELEASE |
| LINEAR .0 = ± 0.25 .00 = ± 0.15 .000 = ± 0.05 | APPVL ALAN ANG | DATE 13/07/12 | TITLE SATA 7 PIN RIBBON TWINAX CABLE ASSEMBLY STRAIGHT TO RIGHT ANGLE WITH LATCH | | | |
| ANGLE ±1° | THIS DOCUMENT CONTAINS INFORMATION WHICH IS PROPRIETARY TO 3M COMPANY. NO REPRODUCTION OR PUBLICATION OF THIS DOCUMENT, IN WHOLE OR IN PART, SHALL BE MADE WITHOUT AUTHORIZATION FROM 3M. © 3M 2013. ALL RIGHTS RESERVED. | | SIZE A3 | DRAWING NO. 78-5100-4897-8 | REV C | |
| PROJECTION | INTERPRET PER ASME Y14.5M-1994 | | SCALE : NTS | DET LIST | <input type="checkbox"/> YES <input type="checkbox"/> NO | SHT 6 of 7 |
| | CRITICAL DIMENSION: ▲ | | | | | |

WWW.3Mconnectors.com

3M™ HIGH ROUTABILITY INTERNAL SATA CABLE ASSEMBLY

| REVISION RECORD | | |
|---------------------|--------------------|------|
| REV. | ECR/ECN/ECO NUMBER | DATE |
| REFER TO SHT 1 OF 7 | | |



NOTES :

- Regulatory Information.
RoHs compliant, See the regulatory information appendix(RIA) in the "RoHs compliance" section of WWW.3Mconnectors.com compliance information (RIA E1 & C1 apply)
- For custom cable length, contact 3M sales rep.
- Cable Part number: SL8803/04-10DN5-00
- Product Specification: PS-0117.
- This cable construction has a thin aluminum layer at each edge. User should evaluate its use in their application and, if necessary, insulating tape may be applied to cover the aluminum layer, as User deems appropriate
- PVC overmoulding and PE Inner moulding at both ends.
- Product meets SATA 3.0 signal integrity specifications.

PART NUMBER SELECTION

5602-44-0142A-XXX
Length in mm,000 refers to 1000mm.

| 3M PART NO. | L(MM) |
|-------------------|-------|
| 5602-44-0142A-100 | 100 |
| 5602-44-0142A-200 | 200 |
| 5602-44-0142A-300 | 300 |
| 5602-44-0142A-400 | 400 |
| 5602-44-0142A-500 | 500 |
| 5602-44-0142A-600 | 600 |
| 5602-44-0142A-700 | 700 |
| 5602-44-0142A-800 | 800 |
| 5602-44-0142A-900 | 900 |
| 5602-44-0142A-000 | 1000 |

PIN OUT

| P1 | TYPE | TYPE | P2 |
|----|------|------|----|
| 1 | G | G | 1 |
| 2 | A+ | A+ | 2 |
| 3 | A- | A- | 3 |
| 4 | G | G | 4 |
| 5 | B- | B- | 5 |
| 6 | B+ | B+ | 6 |
| 7 | G | G | 7 |

| ITEM | SPECIFICATION | Q'TY | UNIT |
|------|--|------|------|
| 2 | CABLE : RIBBON TWIN AX , SL8803/04, UL AWM 21008,150V,80C | 1 | PC |
| | SIGNAL -SILVER PLATED COPPER CONDUCTOR WITH 30 AWG. | | |
| 1 | SATA CONN : 7P FEMALE 180° BLACK PBT 30GF , 15°AU WITH LATCH | 2 | PCS |

| | | | | | |
|--|---|---------------|---------|---|------------|
| UNIT: MM | DFTG RAD VITTAPALLI | DATE 13/07/12 | | DIVISION ESD | STATUS |
| GEN. TOLERANCES | CHKD RAD VITTAPALLI | DATE 13/07/12 | | MODEL | RELEASE |
| LINEAR .0 = ± 0.25 .00 = ± 0.15 .000 = ± 0.05 | APPVL ALAN ANG | DATE 13/07/12 | | TITLE SATA 7 PIN RIBBON TWINAX CABLE ASSEMBLY STRAIGHT TO STRAIGHT WITH LATCH | |
| ANGLE ±1° | THIS DOCUMENT CONTAINS INFORMATION WHICH IS PROPRIETARY TO 3M COMPANY. NO REPRODUCTION OR PUBLICATION OF THIS DOCUMENT, IN WHOLE OR IN PART, SHALL BE MADE WITHOUT AUTHORIZATION FROM 3M. © 3M 2013. ALL RIGHTS RESERVED. | | SIZE A3 | DRAWING NO. 78-5100-4897-8 | REV C |
| PROJECTION | INTERPRET PER ASME Y14.5M-1994 | SCALE : NTS | | DET LIST <input type="checkbox"/> YES <input type="checkbox"/> NO | SHT 7 of 7 |

WWW.3Mconnectors.com

Данный компонент на территории Российской Федерации

Вы можете приобрести в компании MosChip.

Для оперативного оформления запроса Вам необходимо перейти по данной ссылке:

<http://moschip.ru/get-element>

Вы можете разместить у нас заказ для любого Вашего проекта, будь то серийное производство или разработка единичного прибора.

В нашем ассортименте представлены ведущие мировые производители активных и пассивных электронных компонентов.

Нашей специализацией является поставка электронной компонентной базы двойного назначения, продукции таких производителей как XILINX, Intel (ex.ALTERA), Vicor, Microchip, Texas Instruments, Analog Devices, Mini-Circuits, Amphenol, Glenair.

Сотрудничество с глобальными дистрибьюторами электронных компонентов, предоставляет возможность заказывать и получать с международных складов практически любой перечень компонентов в оптимальные для Вас сроки.

На всех этапах разработки и производства наши партнеры могут получить квалифицированную поддержку опытных инженеров.

Система менеджмента качества компании отвечает требованиям в соответствии с ГОСТ Р ИСО 9001, ГОСТ РВ 0015-002 и ЭС РД 009

Офис по работе с юридическими лицами:

105318, г.Москва, ул.Щербаковская д.3, офис 1107, 1118, ДЦ «Щербаковский»

Телефон: +7 495 668-12-70 (многоканальный)

Факс: +7 495 668-12-70 (доб.304)

E-mail: info@moschip.ru

Skype отдела продаж:

moschip.ru

moschip.ru_4

moschip.ru_6

moschip.ru_9