

Inline terminal - IB IL 400 ELR 1-3A - 2727352

Please be informed that the data shown in this PDF Document is generated from our Online Catalog. Please find the complete data in the user's documentation. Our General Terms of Use for Downloads are valid (<http://phoenixcontact.com/download>)

Inline power-level terminal blocks, electronic direct starter, up to 1.5 kW / 400 V AC



Product description

INTERBUS Inline power-level terminals enable standard three-phase motors to be switched, protected, and monitored via INTERBUS. The terminals in the product range are available as direct and reversing starters in electronic and electromechanical versions. Each power-level terminal is equipped with electronic motor protection and provides the same advantages as the INTERBUS motor starter, such as motor current monitoring, overcurrent protection, and quick shutdown according to IEC. The integrated controller supports motor current parameterization via INTERBUS in the performance ranges from 15 W to 1.5 kW and 0.1 kW to 3.7 kW.

As with all Inline automation terminals, the power-level terminals can be snapped on and mounted on a DIN rail without tools.

Labeling is carried out directly on the module using the familiar zack marker strip and a snap-on label with large-surface labeling option.

Additional features include:

- Mains voltage up to 400 V AC 3~
- Mains output power: electronic: 15 W to 1.5 kW, electromechanical version: 0.1 kW to 3.7 kW
- Manual local operation without bus supported
- Can be extended with brake function as an option
- Thermal motor monitoring using Inline thermistor terminal

Product Features

- Connection option for an external passive brake module
- Hand-held operator panel mode
- Integrated electronic motor protection in accordance with IEC 60947-4
- Diagnostic and status indicators
- Safe isolation between mains voltage and 24 V supply voltage according to EN 50178
- Motor current monitoring
- Motor control via OUT process data

Key commercial data

Packing unit	1 pc
Weight per Piece (excluding packing)	540.3 GRM
Custom tariff number	85389091
Country of origin	Germany

Technical data

Note

Inline terminal - IB IL 400 ELR 1-3A - 2727352

Technical data

Note

Utilization restriction	EMC: class A product, see manufacturer's declaration in the download area
-------------------------	---

Dimensions

Width	63 mm
Height	224 mm
Depth	109 mm

Ambient conditions

Ambient temperature (operation)	-25 °C ... 55 °C
Ambient temperature (storage/transport)	-25 °C ... 85 °C
Permissible humidity (operation)	10 % ... 85 % (In conformity with DIN EN 61131-2)
Permissible humidity (storage/transport)	10 % ... 85 % (In conformity with DIN EN 61131-2)
Air pressure (operation)	70 kPa ... 106 kPa (up to 3000 m above mean sea level)
Air pressure (storage/transport)	70 kPa ... 106 kPa (up to 3000 m above mean sea level)
Degree of protection	IP20

Interfaces

Fieldbus system	Lokalbus
Designation	Inline local bus
Connection method	Inline data jumper
Transmission speed	500 kBit/s
Transmission physics	Copper

Power supply for module electronics

Connection method	Through the potential jumper
Designation	Terminal strips X11 and X12

Mains connection

Designation	Mains connection
Connection method	Power connector or power bridge
Designation connection point	Terminal strip; X11 and X12
Number of positions	5
Permissible conductor cross section	max. 2.5 mm ² (L1+L2+L3+N-PE)
Operating voltage	187 V AC ... 440 V AC +0 % (conductor voltage)
Max. current carrying capacity	20 A

Motor starter, output

Connection method	(3-phase), via COMBICON
Number	1

Inline terminal - IB IL 400 ELR 1-3A - 2727352

Technical data

Motor starter, output

Output name	Motor outputs (three phases), short-circuit-proof with external line protection fuse 16 A
Designation connection point	Terminal strip; X10
Number of positions	4
Permissible conductor cross section	1 mm ² ... 2.5 mm ²
Operating voltage	200 V AC ... 440 V AC
Frequency range	50 Hz ... 60 Hz
Nominal current range	0.2 A ... 3.6 A
Switching rate	Max. 30 per minute (observe derating)

Motor monitoring

Parameterization range	0.2 A ... 3.6 A (steps of 50/100/200 mA, via fieldbus)
Overspeed tripping	≥ 20 A (after 0.3 seconds)

Inline potentials

Communications power U _L	7.5 V
Current consumption from U _L	max. 45 mA
Segment supply voltage U _S	24 V DC (nominal value)
Current consumption from U _S	max. 50 mA

General

Weight	450 g
Note on weight specifications	Without plug
Mounting type	DIN rail
Protection class	I, IEC 61140, EN 61140, VDE 0140-1
Note	Notes on operation Line protection for the network supply line, max. 20 A. Observe derating of the POWER-COMBICON connector
Test section	Supply voltage UL/400 V level 1.2 kV AC 50 Hz 1 min
	Supply voltage US/400 V level 1.2 kV AC 50 Hz 1 min
	Supply voltage US/brake control switch 1.2 kV AC 50 Hz 1 min
	Supply voltage UL/brake control switch 1.2 kV AC 50 Hz 1 min
	Remote bus/400 V level 1.2 kV AC 50 Hz 1 min
	Remote bus/Brake control switch 1.2 kV AC 50 Hz 1 min
Conformance with EMC directives	Noise immunity test in accordance with EN 61000-6-2 Discharge of electrostatic electricity (ESD) EN 61000-4-2:1995/IEC 61000-4-2 6 kV contact discharge, criterion B; 8 kV air discharge, criterion B
	Electromagnetic fields EN 61000-4-3:1993/IEC 61000-4-3 Criterion A; field strength: 3 V/m
	Fast transients (Burst) EN 61000-4-4:1995/IEC 61000-4-4 Criterion B; Supply lines: 2 kV; Signal/data lines: 2 kV

Inline terminal - IB IL 400 ELR 1-3A - 2727352

Technical data

General

	Transient surge voltage (Surge) EN 61000-4-5:1995/IEC 61000-4-5 Criterion B; supply lines DC: 0.5 kV/0.5 kV (symm./asymm.); criterion B; supply lines AC: 2 kV/4 kV (symm./asymm.)
	Conducted interference EN 61000-4-6:1993/IEC 61000-4-6 Criterion A; Test voltage 10 V
Noise emission	Noise emission test of the housing EN 55011:1991 class A in accordance with EN 61000-6-4
Mechanical tests	Vibration resistance in acc. with EN 60068-2-6/IEC 60068-2-6 2g, evaluation criterion 1
	Shock in acc. with EN 60068-2-27/IEC 60068-2-27 10g, evaluation criterion 1
Diagnostics messages	Overcurrent Error message in the diagnostic code (bus) and display via the LED ERR on the module
	Output stage cannot be controlled Error message in the diagnostic code (bus) and display via the LED ERR on the module

Classifications

eCl@ss

eCl@ss 4.0	27250309
eCl@ss 4.1	27250309
eCl@ss 5.0	27250304
eCl@ss 5.1	27242609
eCl@ss 6.0	27242609
eCl@ss 7.0	27242609
eCl@ss 8.0	27242609

ETIM

ETIM 2.0	EC001433
ETIM 3.0	EC001601
ETIM 4.0	EC001601
ETIM 5.0	EC001605

UNSPSC

UNSPSC 6.01	43172015
UNSPSC 7.0901	43201404
UNSPSC 11	43172015
UNSPSC 12.01	43201404
UNSPSC 13.2	43201404

Inline terminal - IB IL 400 ELR 1-3A - 2727352

Approvals

Approvals

Approvals

GOST

Ex Approvals

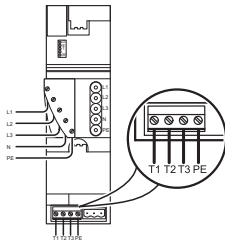
Approvals submitted

Approval details

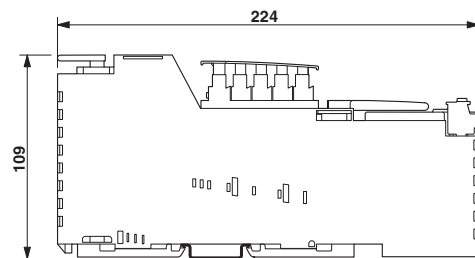


Drawings

Connection diagram

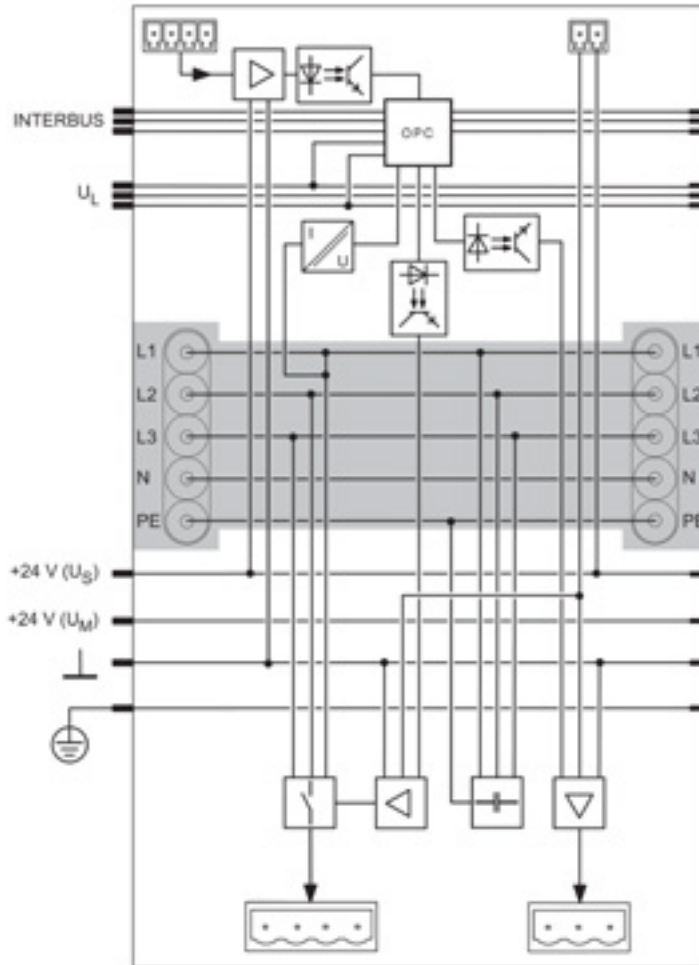


Dimensioned drawing



Inline terminal - IB IL 400 ELR 1-3A - 2727352

Block diagram



Данный компонент на территории Российской Федерации

Вы можете приобрести в компании MosChip.

Для оперативного оформления запроса Вам необходимо перейти по данной ссылке:

<http://moschip.ru/get-element>

Вы можете разместить у нас заказ для любого Вашего проекта, будь то серийное производство или разработка единичного прибора.

В нашем ассортименте представлены ведущие мировые производители активных и пассивных электронных компонентов.

Нашей специализацией является поставка электронной компонентной базы двойного назначения, продукции таких производителей как XILINX, Intel (ex.ALTERA), Vicor, Microchip, Texas Instruments, Analog Devices, Mini-Circuits, Amphenol, Glenair.

Сотрудничество с глобальными дистрибьюторами электронных компонентов, предоставляет возможность заказывать и получать с международных складов практически любой перечень компонентов в оптимальные для Вас сроки.

На всех этапах разработки и производства наши партнеры могут получить квалифицированную поддержку опытных инженеров.

Система менеджмента качества компании отвечает требованиям в соответствии с ГОСТ Р ИСО 9001, ГОСТ РВ 0015-002 и ЭС РД 009

Офис по работе с юридическими лицами:

105318, г.Москва, ул.Щербаковская д.3, офис 1107, 1118, ДЦ «Щербаковский»

Телефон: +7 495 668-12-70 (многоканальный)

Факс: +7 495 668-12-70 (доб.304)

E-mail: info@moschip.ru

Skype отдела продаж:

moschip.ru

moschip.ru_4

moschip.ru_6

moschip.ru_9