

CNM5 series

Multifunction Time Delay Relay For Plug-In or Panel Mounting

- Five timing functions selectable via rotary switch
- 0.1 sec. to 9,990 hr. timing range
- Fixed input type (120VAC ± 15%)
- 10A output relay with DPDT contacts
- 1/16 DIN style enclosure with 11-pin plug-in base
- Thumbwheel switches for programming delay time



File E22575

File LR15734

Users should thoroughly review the technical data before selecting a product part number. It is recommended that user also seek out the pertinent approvals files of the agencies/laboratories and review them to ensure the product meets the requirements for a given application.

Timing Functions

See the following page for a complete description of timing functions.

Timing Specifications

Timing Ranges: 0.1 to 99.9 / 1 to 999 sec.;
0.1 to 99.9 / 1 to 999 min.;
0.1 to 99.9 / 1 to 999 / 10 to 9,990 hr.

Timing Adjustment: Digital adjustment via thumbwheel switches.

Tolerance: ±0.05% ±0.04 sec.*

Repeatability (Including first cycle of operation.): < ±0.05% ±0.04 sec.*

Reset Time (power interruption): 45 ms, typ.; 60 ms, max.

Minimum Pulse Width, Control: 50 ms.

* Timing is synchronized with input voltage frequency. Accuracy is dependent on input voltage frequency. Tolerance shows maximum variation from utility companies.

Contact Data @ 25°C

Arrangement: 2 Form C (DPDT).

Material: Silver-cadmium oxide alloy.

Rating: 10A @ 30VDC or 277VAC, resistive;

1/2 HP @ 250VAC; 1/3 HP @ 120VAC.

Expected Mechanical Life: 10 million operations.

Expected Electrical Life: 100,000 operations, min., at rated load.

Initial Dielectric Strength

Between Output Poles: 1,500V rms, 60 Hz.

Between Input and Output: 1,500V rms, 60Hz.

Input Data @ 25°C

Voltage: 120VAC ±15%, 60 Hz.

Power Requirement: 3VA @ 120VAC.

Transient Protection: 13 Joule MOV.

Input Voltage & Limits

Nominal Voltage	Minimum Voltage	Maximum Voltage
120VAC	102VAC	138VAC

Environmental Data

Temperature Range: Storage: -40°C to +85°C.

Operating: -10°C to +55°C.

Humidity: 85% relative humidity, non-condensing.

Mechanical Data

Termination: 11-pin octal style plug.

Enclosure: Black plastic 1/16 DIN (48mm x 48mm) case.

Sockets: Fits either 27E123 or 27E892 (snap-on) screw terminal sockets.

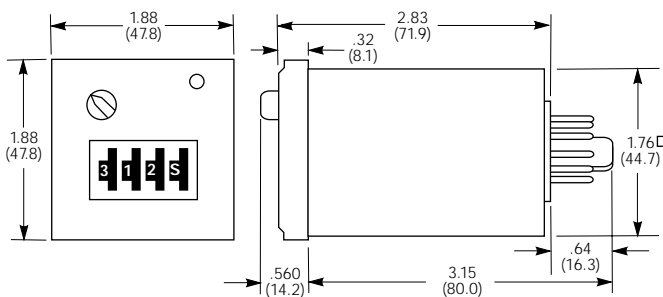
Weight: 4.3 oz. (122g) approximate.

Ordering Information – Authorized distributors are more likely to stock boldface items listed below.

Time Delay Relay

Input Voltage	Part Number
120VAC	CNM5

Outline Dimensions



Fits 1.77 x 1.77 (45 x 45) panel cutout.

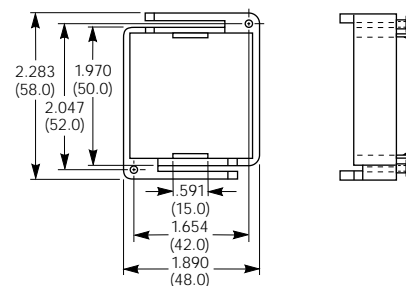
Accessory

Part Number	Name	Description
SSA-24C667	Mounting Clip	Ratchet-fit clip slides onto CNM5 from behind to secure CNM5 in panel mount applications.

Mounting Clip Dimensions

SSA-24C667

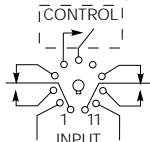
Mounting Clip



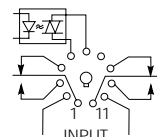
Wiring Diagrams (Bottom Views)

(pins numbered clockwise from keyway)

EXTERNAL CONTROL SWITCH**



Optional Solid State Input Interface



**Important: A dry circuit switch is recommended. A "dry circuit" switch is one rated to reliably switch currents of less than 50mA. Use of a switch rated for other than dry circuit may result in failure of the time delay relay to function properly.

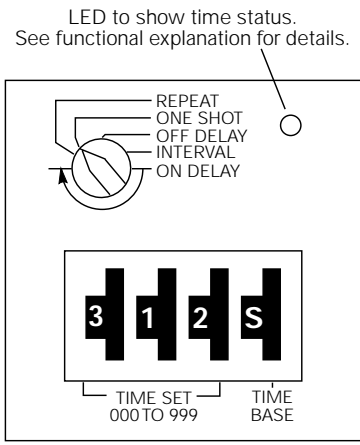
Dimensions are shown for reference purposes only.

Dimensions are in inches over (millimeters) unless otherwise specified.

Specifications and availability subject to change.

www.tycoelectronics.com
Technical support:
Refer to inside back cover.

Timer Function Descriptions



Time Base:

- .1 S = 1/10 Seconds Timing Range 0.1 to 99.9 Seconds
- S = Seconds Timing Range 1 to 999 Seconds
- .1 M = 1/10 Minutes Timing Range 0.1 to 99.9 Minutes
- M = Minutes Timing Range 1 to 999 Minutes
- .1 H = 1/10 Hours Timing Range 0.1 to 99.9 Hours
- H = Hours Timing Range 1 to 999 Hours
- 10 H = 10 Hours Timing Range 10 to 9990 Hours

Repeat: Output relay is turned on at end of programmed time interval which is started by application of input power. Relay stays on for equal time interval, then turns off and cycle is repeated on a free-running basis with equal on and off times until terminated by removal of input power. LED is flashing when output relay is off and on continuously when the relay is on. Applying CONTROL input during timing will have no effect on timing or the state of the relay.

One Shot: Output relay is turned on by applying CONTROL input with input voltage present or application of input voltage with the CONTROL input on. Immediately upon either, timing is initiated with the output relay turning off at the completion of the selected time interval. Applying CONTROL input after time out will reset the timer, turn on the output relay and initiate another time interval. LED is on continuously when output relay is off and flashes when the relay is on. Applying CONTROL input during timing will have no effect on timing or the state of the relay.

Off Delay: Output relay is turned on by applying CONTROL input with input voltage present or application of input voltage with the CONTROL input on. The time interval will be started by removing the CONTROL input with the output relay turning off at completion of the time interval. Reapplying the CONTROL during timing will reset the time to zero and inhibit timing until removed. LED is off when CONTROL input is on, flashing during timing and on continuously when the output relay is off.

Interval: Output relay is turned on for a programmed time interval by applying input voltage. LED flashes when output relay is on and is on continuously when the output relay is off. Applying CONTROL input will have no effect on timing or the state of the relay.

On Delay: Output relay is off for a programmed time interval which is started by applying input voltage. LED flashes when output relay is off and is on continuously when the output relay is on. Applying CONTROL input will have no effect on timing or the state of the relay.

Данный компонент на территории Российской Федерации

Вы можете приобрести в компании MosChip.

Для оперативного оформления запроса Вам необходимо перейти по данной ссылке:

<http://moschip.ru/get-element>

Вы можете разместить у нас заказ для любого Вашего проекта, будь то серийное производство или разработка единичного прибора.

В нашем ассортименте представлены ведущие мировые производители активных и пассивных электронных компонентов.

Нашей специализацией является поставка электронной компонентной базы двойного назначения, продукции таких производителей как XILINX, Intel (ex.ALTERA), Vicor, Microchip, Texas Instruments, Analog Devices, Mini-Circuits, Amphenol, Glenair.

Сотрудничество с глобальными дистрибьюторами электронных компонентов, предоставляет возможность заказывать и получать с международных складов практически любой перечень компонентов в оптимальные для Вас сроки.

На всех этапах разработки и производства наши партнеры могут получить квалифицированную поддержку опытных инженеров.

Система менеджмента качества компании отвечает требованиям в соответствии с ГОСТ Р ИСО 9001, ГОСТ РВ 0015-002 и ЭС РД 009

Офис по работе с юридическими лицами:

105318, г.Москва, ул.Щербаковская д.3, офис 1107, 1118, ДЦ «Щербаковский»

Телефон: +7 495 668-12-70 (многоканальный)

Факс: +7 495 668-12-70 (доб.304)

E-mail: info@moschip.ru

Skype отдела продаж:

moschip.ru

moschip.ru_4

moschip.ru_6

moschip.ru_9