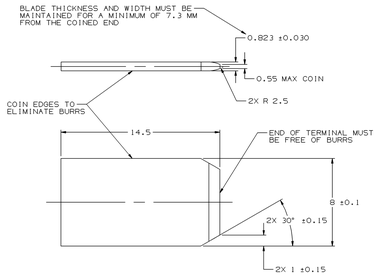

800 BLADE

MATERIAL SPECIFICATIONS

RECOMMENDED

BASE METAL - CDA-210, EXTRA SPRING TEMPER

PLATING - 0.0050±0.0025 MM THICK TIN

MINIMUMS

ELECTRICAL CONDUCTIVITY - ≥20% IACS AT 20°C. USE OF A MATERIAL WITH CONDUCTIVITY < 20% IACS MUST BE APPROVED BY PACKARD ELECTRIC MATERIALS ENGINEERING.

TENSILE STRENGTH - 407 MPa

PLATING - FOR LOW ENERGY (≤5v) AND NON-PASSENGER COMPARTMENT POWER CIRCUITS, 0.0050±0.0025 MM THICK TIN. FOR MATERIALS CONTAINING 10% OR MORE ZINC, AN UNDERPLATE OF COPPER 0.0050±0.0025 MM THICK IS REQUIRED.

MATING BLADE INFORMATION

SCALE 8:1

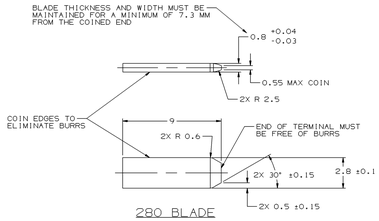

280 BLADE

MATERIAL SPECIFICATIONS

RECOMMENDED

BASE METAL - CDA-210, EXTRA SPRING TEMPER

•PLATING - 0.0020-0.0030 MM THICK REFLOWED TIN

MINIMUMS

ELECTRICAL CONDUCTIVITY - 28% IACS AT 20°C. USE OF A MATERIAL WITH CONDUCTIVITY 28% IACS MUST BE APPROVED BY DELPHI PACKARD ELECTRIC MATERIALS ENGINEERING.

TENSILE STRENGTH - 430-480 MPa

PLATING - FOR MATERIALS CONTAINING 10% OR MORE ZINC, AN UNDERPLATE OF COPPER 0.0025 MM THICK IS REQUIRED.

- USAGE OF PLATING TYPES OTHER THAN RECOMMENDED MUST BE APPROVED BY DEPHI PACKARD ELECTRIC SYSTEMS ENGINEERING.

PROCESSING LUBRICANT:
ANY PROCESSING LUBRICANT REMAINING ON TERMINAL MUST NOT VARNISH OR DEGRADE THE ELECTRICAL PERFORMANCE OF THE TERMINAL UP TO A MAXIMUM TEMPERATURE OF 150° C. PROCESSING LUBRICANTS SHOULD BE APPROVED BY DELPHI PACKARD ELECTRIC SYSTEMS.

MATING BLADE INFORMATION

SCALE 8:1

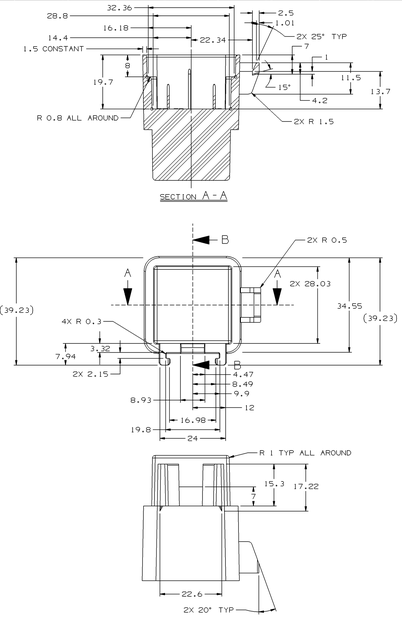

MATING CONNECTOR INFORMATION

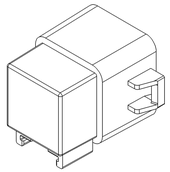

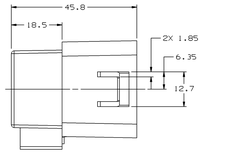

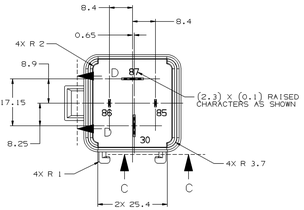

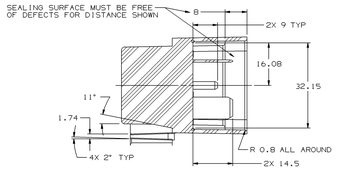

SECTION B-B

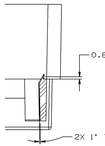

SECTION C-C

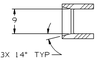

SECTION D-D

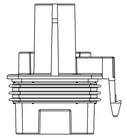

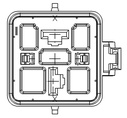

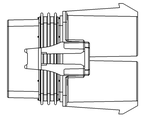

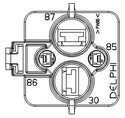

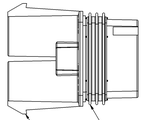

15409460 BODY SEAL

15336743 CONNECTOR

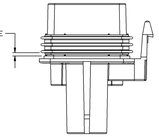

(13) 1.5 MAX GAP ALLOWABLE

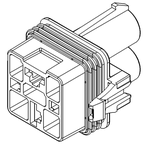

VIEW SCALE DOES NOT REFLECT ACTUAL PART SIZE

NOTES

1. UNLESS OTHERWISE SPECIFIED AND/OR INDICATED:
   DIMENSIONS ARE TO FACE OF VIEW SHOWN AND AUTOMATICALLY ROUNDED BY COMPUTER FOR INSPECTION. (SEE MATH MODEL FOR PRECISE DIMENSIONS.) FOR ALL OTHER DIMENSIONS NOT SHOWN BUT REQUIRED FOR TOOL BUILD, SEE MATH MODEL FOR PRECISE TOOL PATH DATA.
   ALL RADII 0.40
   DRAFT IS 1° ON ALL OUTSIDE SURFACES
2. MATING COMPONENTS OR EQUIVALENT:
   RELAY 15319851
   TPA 15336744
   CPA 12052934
   280 GT TERMINAL ASM
   TERMINAL 15304719
   CABLE SEAL 12191233
   800 TERMINAL ASM 15336748
   TERMINAL 15336629
   SPRING 12065905
   CABLE SEAL 15336703
3. NO PROCESSING OIL ALLOWED TO BE ADDED TO AID IN THE APPLICATION OF THE SEAL TO THE CONNECTOR.

SYMBOL DEFINITION		MISSING NUMBERS
A DIMENSION WITHOUT AN INSPECTION REPORT SYMBOL [ ] DOES NOT REQUIRE INSPECTION. IT MAY BE CONTROLLED ON AN INDIVIDUAL COMPONENT DRAWING.	TOTAL NO. OF SYMBOLS ON DRAWING: 1	1-12,
	LAST NO. USED: 13	

DWG STATUS					ZONE	REVISION HISTORY	AUTH	DR	APVD	APVD
DATE	SYS	REV	M/P	CHG					1	2
24FE04	R	02	-	-		CLEARED REVISION COLUMN, REMOVED DIMS #1-12, ADDED DIMS #13, ADDED NOTE #3, REMOVED "CONNECTOR SEAL - 12065663" FROM NOTE #2, REPLACED 12065663 BODY SEAL TO 15409460 SEAL.	252031	LMD	MB	MR

NOTES

1. UNLESS OTHERWISE SPECIFIED AND/OR INDICATED:
   DIMENSIONS ARE TO FACE OF VIEW SHOWN AND AUTOMATICALLY ROUNDED BY COMPUTER FOR INSPECTION. (SEE MATH MODEL FOR PRECISE DIMENSIONS.) FOR ALL OTHER DIMENSIONS NOT SHOWN BUT REQUIRED FOR TOOL BUILD, SEE MATH MODEL FOR PRECISE TOOL PATH DATA.
   ALL RADII 0.40
   DRAFT IS 1° ON ALL OUTSIDE SURFACES
2. MATING COMPONENTS OR EQUIVALENT:
   RELAY 15319851
   TPA 15336744
   CPA 12052934
   280 GT TERMINAL ASM
   TERMINAL 15304719
   CABLE SEAL 12191233
   800 TERMINAL ASM 15336748
   TERMINAL 15336629
   SPRING 12065905
   CABLE SEAL 15336703
3. NO PROCESSING OIL ALLOWED TO BE ADDED TO AID IN THE APPLICATION OF THE SEAL TO THE CONNECTOR.

(13) PROCESS SENSITIVE DIMENSION	REFERENCE
DIMENSIONS INCLUDED IN THE INSPECTION REPORT (REFERENCE DIMENSIONS AND NO TOLERANCE LIMITS ARE NOT INCLUDED)	
DIMENSIONAL RANGE (MM) / QUALITY	
FRACTIONAL 0 - 25 / ANGULAR 0 - 100	25 - 100 / 100 - 100
TOL ±0.25 / ±0.25	±0.25 / ±0.25
TOLERANCE UNLESS OTHERWISE SPECIFIED	
FRACTIONAL ±0.25 / ANGULAR ±0.25	
ANGULAR TOLERANCE ±2°	

THIRD ANGLE PROJECTION

DO NOT SCALE

USE MATH DATA

DELPHI

DELPHI PACKARD ELECTRIC SYSTEMS
WARREN, OH

		DATE
DR		
APVD1	MANUEL VEGA	05JA98
APVD2	MANUEL VEGA	05JA98
APVD3	W. FLASK	16FE98
APVD4		
APVD5		

MATERIAL: SUBSTANCES OF CONCERN AND RECYCLED CONTENT PER DELPHI (1094900)

FINISH: SEE DRAWING

ALL DIMENSIONS ARE IN MILLIMETERS

DRAWING NAME: ASM CONN 4 F GT 280 M/P 800 SLD

DRAWING NUMBER: 15336745

SIZE	SCALE	FRAME NO	SHEET NO	STG	REV	M/P
A1x3	2:1	1 OF 2	1 OF 1	R	02	-

PART DRAWING

STYLE

VOLUME (CM³)

SYSTEM CODE

MATERIAL 6/901

UNLESS OTHERWISE SPECIFIED

THIS DOCUMENT IS IN ACCORDANCE WITH ASME Y14.5M-1994 UNLESS OTHERWISE SPECIFIED. DIMENSIONS ARE TO FACE OF VIEW SHOWN. SEPARATE PATTERNS OF FEATURES MAY BE SHARED DIFFERENTLY REGARDLESS OF DATUM REFERENCE.

DRAWING NUMBER: 15336745

SIZE	SCALE	FRAME NO	SHEET NO	STG	REV	M/P
A1x3	2:1	1 OF 2	1 OF 1	R	02	-

12336742

Общество с ограниченной ответственностью «МосЧип» ИНН 7719860671 / КПП 771901001
Адрес: 105318, г.Москва, ул.Щербаковская д.3, офис 1107

Данный компонент на территории Российской Федерации

Вы можете приобрести в компании MosChip.

Для оперативного оформления запроса Вам необходимо перейти по данной ссылке:

http://moschip.ru/get-element

Вы можете разместить у нас заказ для любого Вашего проекта, будь то серийное производство или разработка единичного прибора.

В нашем ассортименте представлены ведущие мировые производители активных и пассивных электронных компонентов.

Нашей специализацией является поставка электронной компонентной базы двойного назначения, продукции таких производителей как XILINX, Intel (ex.ALTERA), Vicor, Microchip, Texas Instruments, Analog Devices, Mini-Circuits, Amphenol, Glenair.

Сотрудничество с глобальными дистрибьюторами электронных компонентов, предоставляет возможность заказывать и получать с международных складов практически любой перечень компонентов в оптимальные для Вас сроки.

На всех этапах разработки и производства наши партнеры могут получить квалифицированную поддержку опытных инженеров.

Система менеджмента качества компании отвечает требованиям в соответствии с ГОСТ Р ИСО 9001, ГОСТ РВ 0015-002 и ЭС РД 009

Офис по работе с юридическими лицами:

105318, г.Москва, ул.Щербаковская д.3, офис 1107, 1118, ДЦ «Щербаковский»

Телефон: +7 495 668-12-70 (многоканальный)

Факс: +7 495 668-12-70 (доб.304)

E-mail: info@moschip.ru

Skype отдела продаж:
moschip.ru
moschip.ru_4
moschip.ru_6
moschip.ru_9