

Chip Inductors - 0302CS (0805)



- 0302 size – 20% smaller than our 0402CS inductors
- 35 inductance values from 0.67 to 34 nH
- High Q values – up to 131 at 2.4 GHz!

Request free evaluation samples by contacting Coilcraft or visiting www.coilcraft.com.

Part number ¹	Inductance ² (nH)	Percent tolerance	900 MHz		1.7 GHz		2.4 GHz		SRF typ ⁴ (GHz)	DCR max ⁵ (Ohms)	Irms ⁶ (mA)
			L typ	Q typ ³	L typ	Q typ ³	L typ	Q typ ³			
0302CS-N67XKL_	0.67	10	0.66	42	0.66	56	0.67	70	>26	0.021	1600
0302CS-1N7XJL_	1.7	5	1.7	57	1.7	78	1.7	95	16.14	0.038	1140
0302CS-1N9XJL_	1.9	5	1.9	42	1.9	65	1.9	83	16.06	0.065	910
0302CS-2N1XJL_	2.1	5	2.1	38	2.1	57	2.1	72	15.94	0.082	830
0302CS-3N0XJL_	3.0	5	3.0	56	3.0	92	3.0	131	15.10	0.060	950
0302CS-3N3XJL_	3.3	5	3.3	56	3.3	88	3.3	129	11.50	0.060	950
0302CS-3N5XJL_	3.5	5	3.5	60	3.5	84	3.5	110	11.53	0.070	870
0302CS-3N8XJL_	3.8	5	3.8	60	3.8	89	3.8	105	10.67	0.090	830
0302CS-4N0XJL_	4.0	5	4.0	52	4.0	80	4.1	98	11.21	0.100	760
0302CS-4N7XJL_	4.7	5	4.6	55	4.6	88	4.7	120	12.07	0.074	830
0302CS-5N1XJL_	5.1	5	5.1	62	5.1	92	5.2	118	9.65	0.074	830
0302CS-5N6XJL_	5.6	5	5.5	50	5.5	71	5.6	108	6.40	0.120	730
0302CS-6N0XJL_	6.0	5	6.0	58	6.0	82	6.2	105	8.60	0.140	700
0302CS-6N3XJL_	6.3	5	6.3	56	6.3	80	6.5	100	9.34	0.155	620
0302CS-6N5XJL_	6.5	5	6.5	56	6.5	80	6.8	100	8.19	0.200	620
0302CS-7N0XJL_	7.0	5	7.0	62	7.1	84	7.2	112	8.50	0.103	760
0302CS-7N2XJL_	7.2	5	7.2	60	7.2	82	7.4	110	9.12	0.112	690
0302CS-7N4XJL_	7.4	5	7.3	60	7.4	82	7.6	110	7.98	0.112	690
0302CS-8N3XJL_	8.3	5	8.2	58	8.3	80	8.5	104	8.19	0.150	590
0302CS-9N2XJL_	9.2	5	8.9	58	9.0	83	9.2	120	7.92	0.115	690
0302CS-10NXJL_	10.0	5	10.0	58	10.1	91	10.2	119	7.45	0.140	620
0302CS-11NXJL_	11.0	5	11.0	57	11.2	83	11.6	105	6.85	0.210	590
0302CS-12NXJL_	12.0	5	12.0	59	12.6	88	12.7	110	6.86	0.170	560
0302CS-13NXJL_	13.0	5	13.0	53	13.3	83	13.8	104	6.94	0.230	480
0302CS-15NXJL_	15.0	5	15.0	55	15.4	84	15.9	106	6.20	0.174	560
0302CS-16NXJL_	16.0	5	16.0	54	16.4	85	17.0	102	6.13	0.210	480
0302CS-17NXJL_	17.0	5	16.9	52	17.4	82	18.2	118	6.26	0.280	440
0302CS-18NXJL_	18.0	5	17.9	55	18.5	80	19.3	111	6.03	0.350	390
0302CS-19NXJL_	19.0	5	18.9	53	19.6	85	20.5	104	5.79	0.260	480
0302CS-20NXJL_	20.0	5	19.9	56	20.2	88	20.8	112	5.68	0.300	430
0302CS-21NXJL_	21.0	5	20.9	53	22.0	82	24.1	95	5.16	0.370	370
0302CS-22NXJL_	22.0	5	22.0	52	23.1	79	25.2	94	4.95	0.420	340
0302CS-23NXJL_	23.5	5	23.5	54	24.6	84	27.4	92	5.18	0.400	430
0302CS-29NXJL_	29.0	5	29.0	51	30.5	75	33.0	90	4.83	0.470	330
0302CS-34NXJL_	34.0	5	34.0	55	35.5	78	38.1	94	4.45	0.530	310

1. When ordering, please specify **termination** and **packaging** codes:

0302CS-34NXJLW

- Termination:** L = RoHS compliant silver-platinum-glass frit.
E = Halogen free component. RoHS compliant silver-platinum-glass frit terminations.
- Packaging:** W = 7" machine-ready reel. EIA-481 punched paper tape (2000 parts per full reel).
U = Less than full reel. In tape, but not machine ready. To have a leader and trailer added (\$25 charge), use code letter W instead.

- Inductance measured at 250 MHz using a Coilcraft SMD-F fixture in an Agilent/HP 4286 impedance analyzer with Coilcraft-provided correlation pieces.
 - Q measured using an Agilent/HP 4287A with an Agilent/HP 16193 test fixture.
 - SRF measured using an Agilent/HP 8722ES network analyzer and a test fixture with a 0.017" air gap.
 - DCR measured on a micro-ohmmeter and a Coilcraft CCF858 test fixture.
 - Current that causes a 30°C temperature rise from 25°C ambient.
 - Electrical specifications at 25°C.
- Refer to Doc 362 "Soldering Surface Mount Components" before soldering.



www.coilcraft.com

US +1-847-639-6400 sales@coilcraft.com
UK +44-1236-730595 sales@coilcraft-europe.com
Taiwan +886-2-2264 3646 sales@coilcraft.com.tw
China +86-21-6218 8074 sales@coilcraft.com.cn
Singapore + 65-6484 8412 sales@coilcraft.com.sg

Document 302-1 Revised 11/01/12

© Coilcraft Inc. 2013

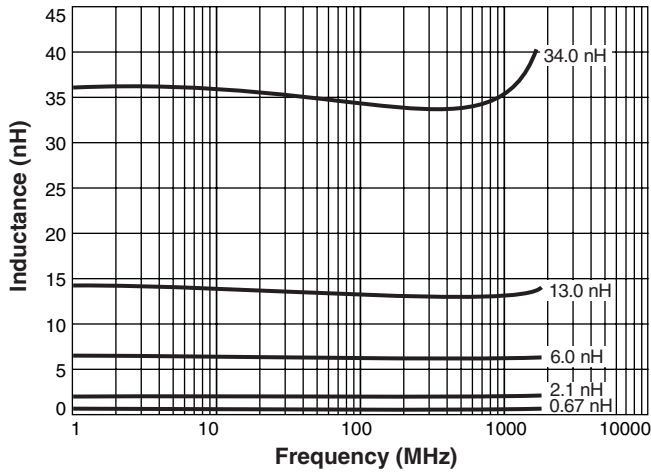
This product may not be used in medical or high risk applications without prior Coilcraft approval. Specification subject to change without notice. Please check web site for latest information.

COILCRAFT ACCURATE
PRECISION REPEATABLE
 MEASUREMENTS
 SEE WEB SITE **TEST FIXTURES**

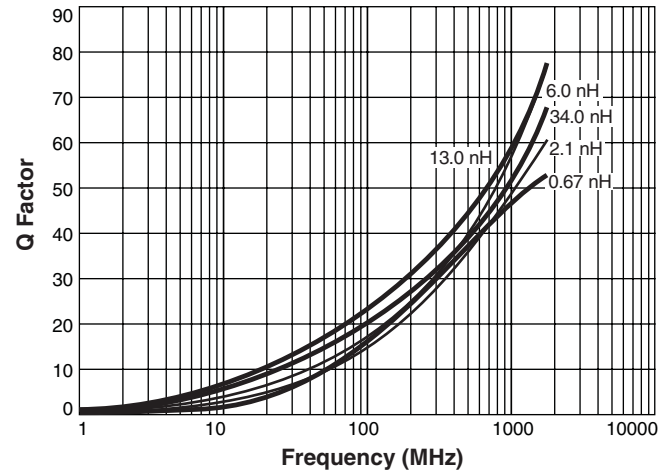


0302CS Series (0805)

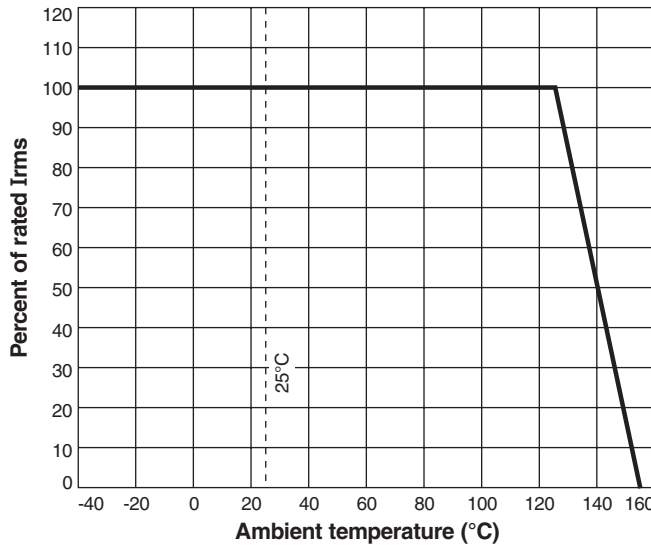
Typical L vs Frequency



Typical Q vs Frequency



Irms Derating



Designer's Kit C370 contains 20 each of all values

Core material Ceramic

Environmental RoHS compliant, halogen free optional

Terminations RoHS compliant silver-platinum-glass frit.

Weight 0.4 – 0.5 mg

Ambient temperature -40°C to +125°C with Irms current, +125°C to +155°C with derated current

Storage temperature Component: -40°C to +155°C. Tape and reel packaging: -40°C to +80°C

Resistance to soldering heat Max three 40 second reflows at +260°C, parts cooled to room temperature between cycles

Temperature Coefficient of Inductance (TCL) +25 to +125 ppm/°C

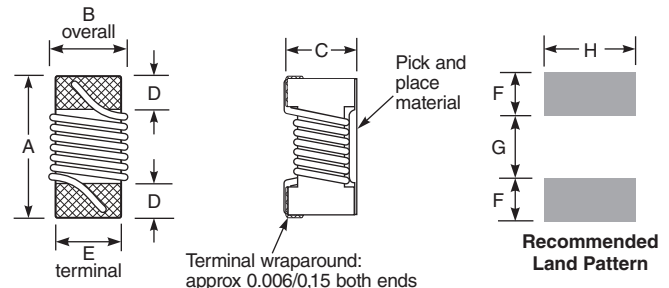
Moisture Sensitivity Level (MSL) 1 (unlimited floor life at <30°C / 85% relative humidity)

Failures in Time (FIT) / Mean Time Between Failures (MTBF)

One per billion hours / one billion hours, calculated per Telcordia SR-332

Packaging 2000 per 7" reel. Paper tape: 8 mm wide, 0.5 mm thick, 2 mm pocket spacing

PCB washing Tested with pure water or alcohol only. For other solvents, see Doc787_PCB_Washing.pdf.



Amax	Bmax	Cmax	D	E	F	G	H
0.034	0.021	0.018	0.006	0.015	0.010	0.014	0.021
0,86	0,53	0,45	0,20	0,38	0,25	0,36	0,53



US +1-847-639-6400 sales@coilcraft.com
UK +44-1236-730595 sales@coilcraft-europe.com
Taiwan +886-2-2264 3646 sales@coilcraft.com.tw
China +86-21-6218 8074 sales@coilcraft.com.cn
Singapore + 65-6484 8412 sales@coilcraft.com.sg

Document 302-2 Revised 11/01/12
 © Coilcraft Inc. 2013
 This product may not be used in medical or high risk applications without prior Coilcraft approval. Specification subject to change without notice. Please check web site for latest information.

Данный компонент на территории Российской Федерации

Вы можете приобрести в компании MosChip.

Для оперативного оформления запроса Вам необходимо перейти по данной ссылке:

<http://moschip.ru/get-element>

Вы можете разместить у нас заказ для любого Вашего проекта, будь то серийное производство или разработка единичного прибора.

В нашем ассортименте представлены ведущие мировые производители активных и пассивных электронных компонентов.

Нашей специализацией является поставка электронной компонентной базы двойного назначения, продукции таких производителей как XILINX, Intel (ex.ALTERA), Vicor, Microchip, Texas Instruments, Analog Devices, Mini-Circuits, Amphenol, Glenair.

Сотрудничество с глобальными дистрибьюторами электронных компонентов, предоставляет возможность заказывать и получать с международных складов практически любой перечень компонентов в оптимальные для Вас сроки.

На всех этапах разработки и производства наши партнеры могут получить квалифицированную поддержку опытных инженеров.

Система менеджмента качества компании отвечает требованиям в соответствии с ГОСТ Р ИСО 9001, ГОСТ РВ 0015-002 и ЭС РД 009

Офис по работе с юридическими лицами:

105318, г.Москва, ул.Щербаковская д.3, офис 1107, 1118, ДЦ «Щербаковский»

Телефон: +7 495 668-12-70 (многоканальный)

Факс: +7 495 668-12-70 (доб.304)

E-mail: info@moschip.ru

Skype отдела продаж:

moschip.ru

moschip.ru_4

moschip.ru_6

moschip.ru_9