THIS DRAWING IS UNPUBLISHED
RELEASED FOR PUBLICATION AUG 2006.
© COPYRIGHT 2006 By –
ALL RIGHTS RESERVED.

LOC	DIST
IR	–

REVISIONS

P	LTR	DESCRIPTION	DATE	DWN	APVD
	A4	REVISED PER ECO-12-013073	16JUL12	KH	JO

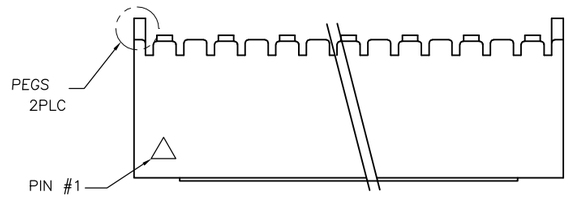

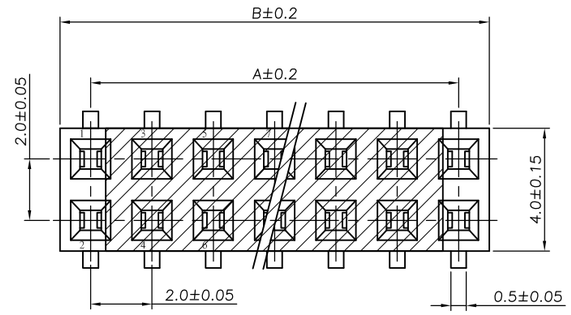

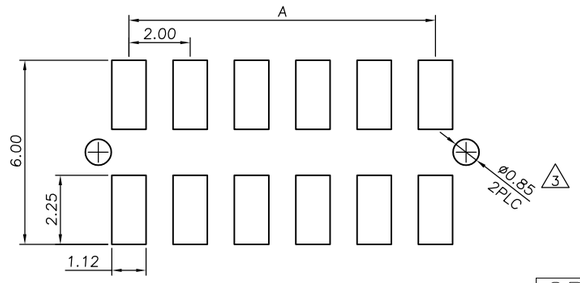

RECOMMENDED PCB LAYOUT

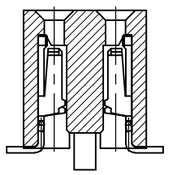

SEC A–A

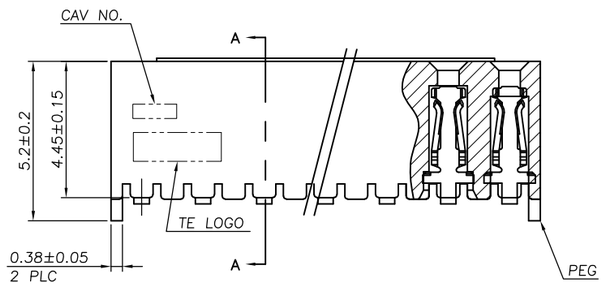

1a

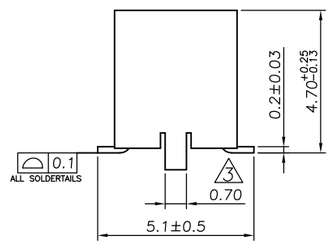

1b

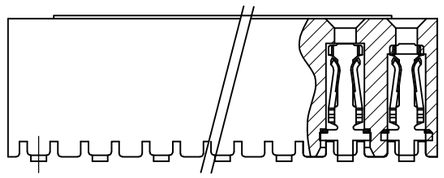

2a

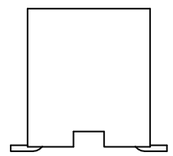

2b

OBSOLETE	NO, SEE VIEWS 2a, 2b	38.00	40.00	40	9-1734516-0
OBSOLETE		~~36.00~~	~~38.00~~	~~38~~	~~8-1734516-8~~
OBSOLETE		~~34.00~~	~~36.00~~	~~36~~	~~8-1734516-6~~
OBSOLETE		~~32.00~~	~~34.00~~	~~34~~	~~8-1734516-4~~
OBSOLETE		~~30.00~~	~~32.00~~	~~32~~	~~8-1734516-2~~
		28.00	30.00	30	8-1734516-0
OBSOLETE		~~26.00~~	~~28.00~~	~~28~~	~~7-1734516-8~~
OBSOLETE		~~24.00~~	~~26.00~~	~~26~~	~~7-1734516-6~~
OBSOLETE		~~22.00~~	~~24.00~~	~~24~~	~~7-1734516-4~~
OBSOLETE		~~20.00~~	~~22.00~~	~~22~~	~~7-1734516-2~~
OBSOLETE		~~18.00~~	~~20.00~~	~~20~~	~~7-1734516-0~~
OBSOLETE		~~16.00~~	~~18.00~~	~~18~~	~~6-1734516-8~~
OBSOLETE		~~14.00~~	~~16.00~~	~~16~~	~~6-1734516-6~~
OBSOLETE		~~12.00~~	~~14.00~~	~~14~~	~~6-1734516-4~~
OBSOLETE		~~10.00~~	~~12.00~~	~~12~~	~~6-1734516-2~~
		8.00	10.00	10	6-1734516-0
		6.00	8.00	8	5-1734516-8
OBSOLETE	YES, SEE VIEWS 1a, 1b	38.00	40.00	40	4-1734516-0
OBSOLETE		~~36.00~~	~~38.00~~	~~38~~	~~3-1734516-8~~
OBSOLETE		~~34.00~~	~~36.00~~	~~36~~	~~3-1734516-6~~
OBSOLETE		~~32.00~~	~~34.00~~	~~34~~	~~3-1734516-4~~
OBSOLETE		~~30.00~~	~~32.00~~	~~32~~	~~3-1734516-2~~
OBSOLETE		~~28.00~~	~~30.00~~	~~30~~	~~3-1734516-0~~
OBSOLETE		~~26.00~~	~~28.00~~	~~28~~	~~2-1734516-8~~
		24.00	26.00	26	2-1734516-6
OBSOLETE		~~22.00~~	~~24.00~~	~~24~~	~~2-1734516-4~~
OBSOLETE		~~20.00~~	~~22.00~~	~~22~~	~~2-1734516-2~~
		18.00	20.00	20	2-1734516-0
OBSOLETE		~~16.00~~	~~18.00~~	~~18~~	~~1-1734516-8~~
OBSOLETE		~~14.00~~	~~16.00~~	~~16~~	~~1-1734516-6~~
		12.00	14.00	14	1-1734516-4
OBSOLETE		~~10.00~~	~~12.00~~	~~12~~	~~1-1734516-2~~
OBSOLETE		~~8.00~~	~~10.00~~	~~10~~	~~1-1734516-0~~
OBSOLETE		~~6.00~~	~~8.00~~	~~8~~	~~0-1734516-8~~
	ALIGNMENT PEGS	A	B	No. of CONTACTS	PART NUMBER
		DIMENSIONS			

1. MATERIAL :
   HOUSING : THERMOPLASTIC, UL94V-0, BLACK COLOR.
   CONTACT : PHOSPHOR BRASS, THICKNESS=0.20MM.
2. FINISH :
   30M" MIN. GOLD PLATED ON CONTACT AREA
   100M" MIN. MATTE TIN PLATED ON SOLDER TAIL,
   50M" MIN. NICKEL UNDERPLATED OVER ALL.
3. ONLY APPLIES TO
   P/NS. : 0-1734516-8 ~ 4-1734516-0
4. REFLOW SOLDER CAPABLE TO 245°C PER TE SPEC 109-201,CONDITION A.
5. QUALIFICATION TEST REPORT: 501-57197

THIS DRAWING IS A CONTROLLED DOCUMENT.

DIMENSIONS: mm

TOLERANCES UNLESS OTHERWISE SPECIFIED:

0 PLC	± –
1 PLC	± 0.20
2 PLC	± 0.10
3 PLC	± 0.05
4 PLC	± –
ANGLES	± 3°

MATERIAL 1

FINISH 2

DWN	O.HU	07APR2006
CHK	S.HOU	07APR2006
APVD	W.J.KE	07APR2006
PRODUCT SPEC	108-57197	
APPLICATION SPEC	–	
WEIGHT	–	

TE Connectivity

NAME: AMPMODU 2.0mm PITCH, REC CONN, SMT, VERTICAL MOUNT

SIZE	CAGE CODE	DRAWING NO	RESTRICTED TO
A3	00779	C-1734516	–

CUSTOMER DRAWING

SCALE	SHEET	REV
5:1	1 OF 2	A4

THIS DRAWING IS UNPUBLISHED
RELEASED FOR PUBLICATION AUG 2006.
© COPYRIGHT 2006 By –
ALL RIGHTS RESERVED.

LOC	DIST
IR	—

REVISIONS

P	LTR	DESCRIPTION	DATE	DWN	APVD
	–	SEE SHEET 1	–	–	–

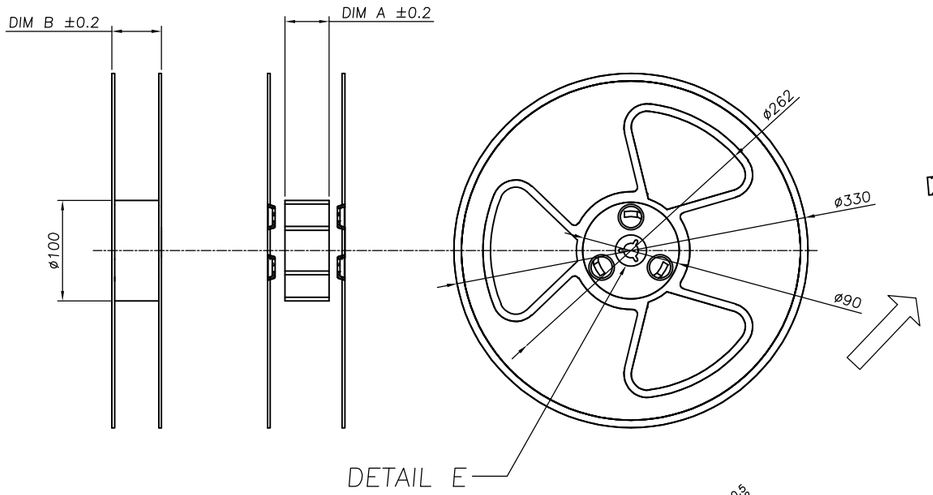

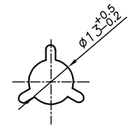

DETAIL E

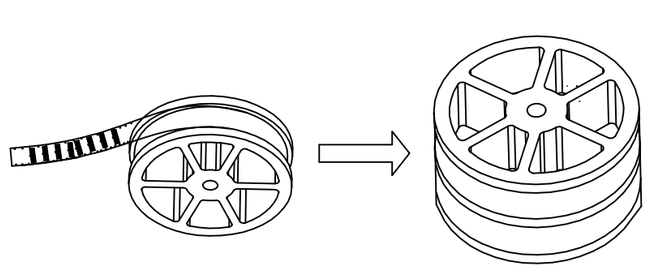

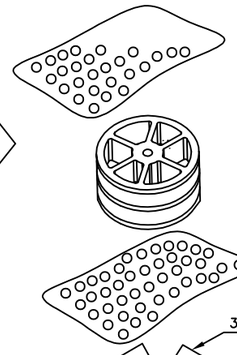

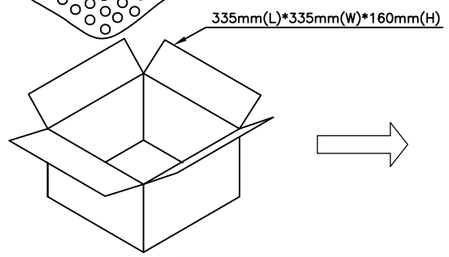

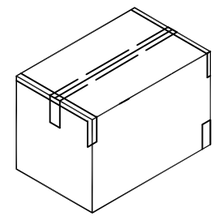

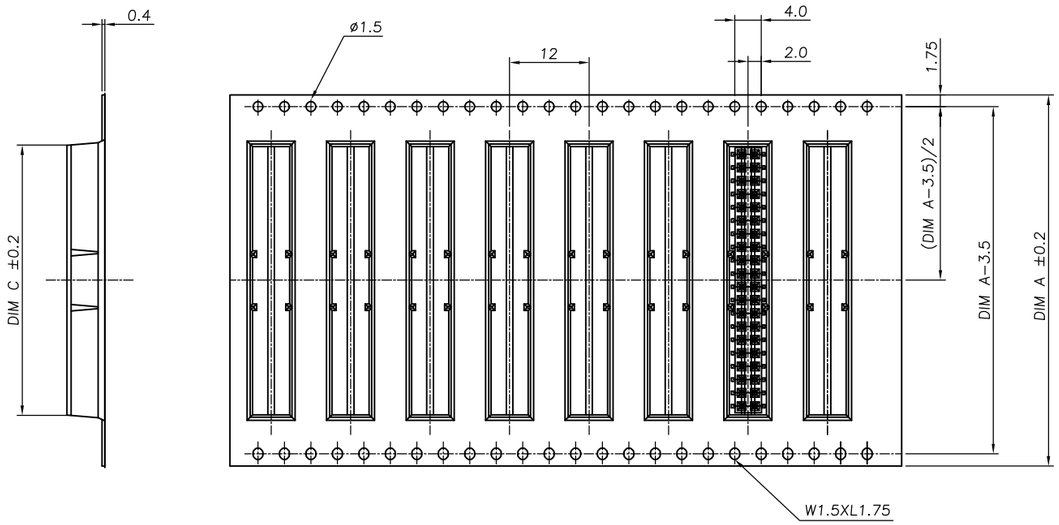

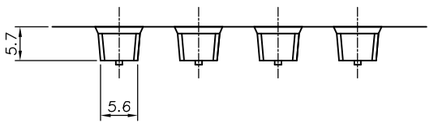

	DIM B	DIM A (REEL WIDTH)	PCS/CARTON	PCS/REEL	No. of Contacts	PART NO.
	61	56	1,800	900	40	9–1734516–0
OBSOLETE			1,800	900	38	8–1734516–8
OBSOLETE			1,800	900	36	8–1734516–6
OBSOLETE			1,800	900	34	8–1734516–4
OBSOLETE			1,800	900	32	8–1734516–2
			1,800	900	30	8–1734516–0
OBSOLETE			1,800	900	28	7–1734516–8
OBSOLETE			1,800	900	26	7–1734516–6
OBSOLETE	49	44	2,700	900	24	7–1734516–4
OBSOLETE			2,700	900	22	7–1734516–2
OBSOLETE			2,700	900	20	7–1734516–0
OBSOLETE			2,700	900	18	6–1734516–8
OBSOLETE			2,700	900	16	6–1734516–6
OBSOLETE	29	24	2,700	900	14	6–1734516–4
OBSOLETE			2,700	900	12	6–1734516–2
			2,700	900	10	6–1734516–0
			2,700	900	8	5–1734516–8
	61	56	1,800	900	40	4–1734516–0
OBSOLETE			1,800	900	38	3–1734516–8
OBSOLETE			1,800	900	36	3–1734516–6
OBSOLETE			1,800	900	34	3–1734516–4
OBSOLETE			1,800	900	32	3–1734516–2
OBSOLETE			1,800	900	30	3–1734516–0
OBSOLETE			1,800	900	28	2–1734516–8
			1,800	900	26	2–1734516–6
OBSOLETE	49	44	2,700	900	24	2–1734516–4
OBSOLETE			2,700	900	22	2–1734516–2
			2,700	900	20	2–1734516–0
OBSOLETE			2,700	900	18	1–1734516–8
OBSOLETE			2,700	900	16	1–1734516–6
	29	24	2,700	900	14	1–1734516–4
OBSOLETE			2,700	900	12	1–1734516–2
OBSOLETE			2,700	900	10	1–1734516–0
OBSOLETE			2,700	900	8	0–1734516–8

THIS DRAWING IS A CONTROLLED DOCUMENT.

DIMENSIONS: mm

TOLERANCES UNLESS OTHERWISE SPECIFIED:

0 PLC	± –
1 PLC	± 0.20
2 PLC	± 0.10
3 PLC	± 0.05
4 PLC	± –
ANGLES	± 3°

MATERIAL: SEE SHEET 1

FINISH: SEE SHEET 1

DWN	O.HU	07APR2006
CHK	S.HOU	07APR2006
APVD	W.J.KE	07APR2006
PRODUCT SPEC	108–57197	
APPLICATION SPEC	—	
WEIGHT	—	

CUSTOMER DRAWING

TE Connectivity

NAME: AMPMODU 2.0mm PITCH, REC CONN, SMT, VERTICAL MOUNT

SIZE	CAGE CODE	DRAWING NO	RESTRICTED TO
A3	00779	C–1734516	—

SCALE	SHEET	REV
5:1	2 OF 2	A4

Общество с ограниченной ответственностью «МосЧип» ИНН 7719860671 / КПП 771901001
Адрес: 105318, г.Москва, ул.Щербаковская д.3, офис 1107

Данный компонент на территории Российской Федерации

Вы можете приобрести в компании MosChip.

Для оперативного оформления запроса Вам необходимо перейти по данной ссылке:

http://moschip.ru/get-element

Вы можете разместить у нас заказ для любого Вашего проекта, будь то серийное производство или разработка единичного прибора.

В нашем ассортименте представлены ведущие мировые производители активных и пассивных электронных компонентов.

Нашей специализацией является поставка электронной компонентной базы двойного назначения, продукции таких производителей как XILINX, Intel (ex.ALTERA), Vicor, Microchip, Texas Instruments, Analog Devices, Mini-Circuits, Amphenol, Glenair.

Сотрудничество с глобальными дистрибьюторами электронных компонентов, предоставляет возможность заказывать и получать с международных складов практически любой перечень компонентов в оптимальные для Вас сроки.

На всех этапах разработки и производства наши партнеры могут получить квалифицированную поддержку опытных инженеров.

Система менеджмента качества компании отвечает требованиям в соответствии с ГОСТ Р ИСО 9001, ГОСТ РВ 0015-002 и ЭС РД 009

Офис по работе с юридическими лицами:

105318, г.Москва, ул.Щербаковская д.3, офис 1107, 1118, ДЦ «Щербаковский»

Телефон: +7 495 668-12-70 (многоканальный)

Факс: +7 495 668-12-70 (доб.304)

E-mail: info@moschip.ru

Skype отдела продаж:
moschip.ru
moschip.ru_4
moschip.ru_6
moschip.ru_9