

HALL EFFECT SINGLE AXIS PADDLE

HPW
HALL EFFECT
PADDLE

ONE MILLION CYCLE ROTATIONAL LIFE



Paddle Style



Lever Style

The HPW series is available with eight output options. The HPW series offers a self-centering single axis actuator that provides linear change in voltage output in either direction from center. Options include increasing or decreasing voltage output in either direction from center position to the full travel position in either direction, and single or dual outputs in either direction. The HPW series provides a one million cycle full forward to full back life and the electronics are sealed to IP68S, all the while offering outstanding EMI/RFI immunity.

Features:

- Designed for grip, armrest & panel mounting
- Proven contactless analog output Hall effect technology
- 8 output options available
- Self-centering, single axis actuator
- 1,000,000 mechanical life
- Electronics watertight to IP68S
- 100V/M EMI/RFI immunity
- RoHS/WEEE/Reach compliant

Standard Characteristics/Ratings:

MECHANICAL:

Mechanical Life:	1,000,000 full forward to full back
Travel:	Full travel angle each direction from center to 25° typical
Operating Force:	4 oz typical @ 25°
Max Allowable Radial Load:	30.0 lbs.

ELECTRICAL RATINGS: Vcc = 5V @ 25°C Load = 1mA (4.7KΩ)

Electrical	Units	Min	Typ	Max
Supply Voltage	VDC	4.5	5	5.5
Output Voltage Tolerance at Center (see graph for output values)	VDC @ 5V Vcc	-0.25	N/A	+0.25
Output Voltage Tolerance at Full Travel (see graph for output values)	VDC @ 5V Vcc	-0.25	N/A	+0.25
Supply Current Options A & D (B = 0, Vcc = 5V, Io = 0)	mA	N/A	8	10
Supply Current All Other Options (B = 0, Vcc = 5V, Io = 0)	mA	N/A	16	20

ENVIRONMENTAL:

Operating Temp Range:	-40°C min to +85°C max
Humidity:	96% RH, 70°C, 96 hours
Vibration:	Per MIL-DTL-810F minimum integrity
Sand/Dust:	Per SAE J1455
Seal Integrity:	Electronics watertight per IP68S
EMI:	Withstand per MIL-STD-461D/SAE J1113-22
RFI:	Withstand 100 V/M, 14Hz to 1GHz

HPW PART NUMBER CODE

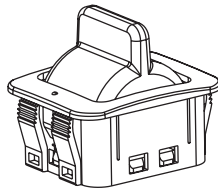
HPW	-	X	X	X	X	X	X
Button Style	Output 1*	Output 2**	Operating Force	Termination	Bezel Color	Button Color	
1. Paddle Style	A. 2.5 +/- 2.0VDC	NONE	1.4.0 oz	A. 22 AWG 18.3" Long, Stripped Ends	1. Red	1. Red	
2. Lever Style	B. 2.5 +/- 2.0VDC	2.5 +/- 2.0VDC		B. 0.025" SQ. Pins, Tin Plated	2. Black	2. Black	
	C. 2.5 +/- 2.0VDC	2.5 +/- 2.0VDC			3. Orange	3. Orange	
	D. 2.5 +/- 1.5VDC	NONE			4. Yellow	4. Yellow	
	E. 2.5 +/- 1.5VDC	2.5 +/- 1.5VDC			5. Green	5. Green	
	F. 2.5 +/- 1.5VDC	2.5 +/- 1.5VDC			6. Blue	6. Blue	
	G. 1.0 - 4.0VDC	1.0 - 4.0VDC			7. Violet	7. Violet	
	H. 0.5 - 4.5VDC	0.5 - 4.5VDC			8. Gray	8. Gray	
					9. White	9. White	

* Outputs are from the center position to the full travel position in each direction. Options A–F provide increasing voltage in Direction 1 and decreasing voltage in Direction 2 from a single output. Options G and H provide increasing voltages in both directions from two separate outputs.

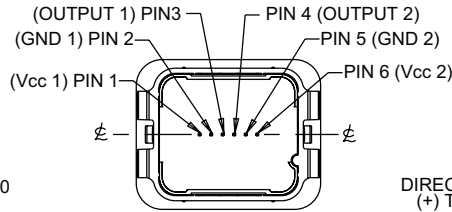
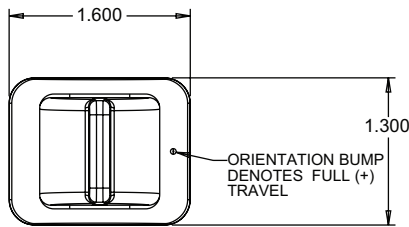
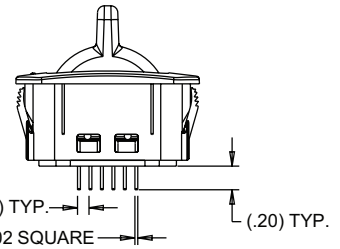
** Options B and E provide redundant output 2 which duplicates output 1. Options C and F provide redundant output 2 which is inverse of output 1.

HALL EFFECT SINGLE AXIS PADDLE

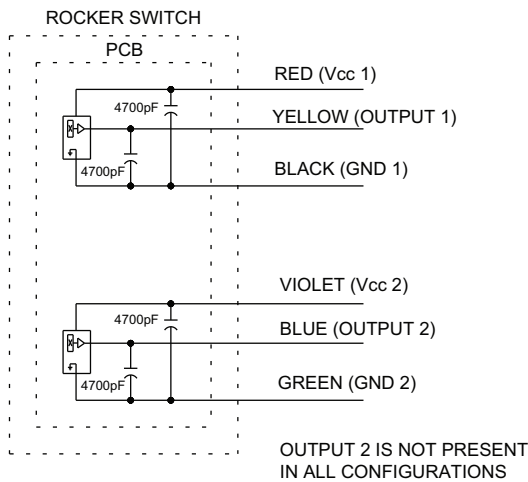
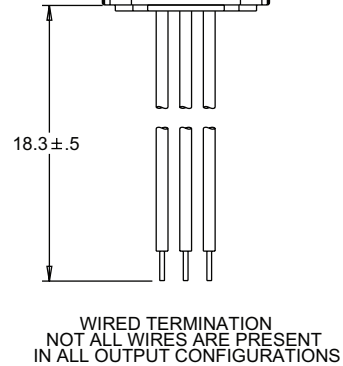
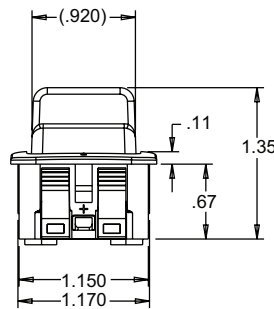
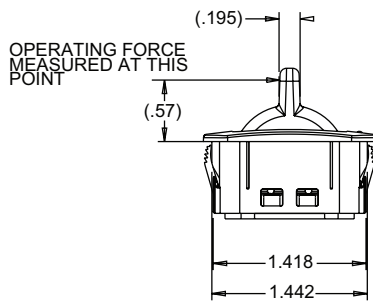
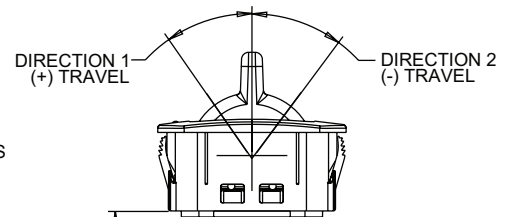
ONE MILLION CYCLE ROTATIONAL LIFE



PADDLE STYLE

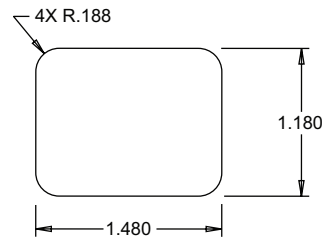


PINNED TERMINATION
NOT ALL PINS ARE PRESENT
IN ALL OUTPUT CONFIGURATIONS



RECOMMENDED PANEL THICKNESS: 0.100 OPTIMUM THICKNESS (0.065 MIN. - 0.175 MAX.)

RECOMMENDED PANEL OPENING: 1.180 X 1.480 OPTIMUM (1.175/1.185 X 1.475/1.485)



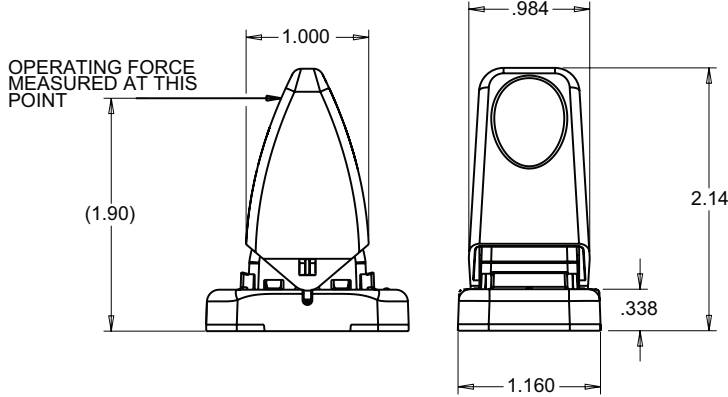
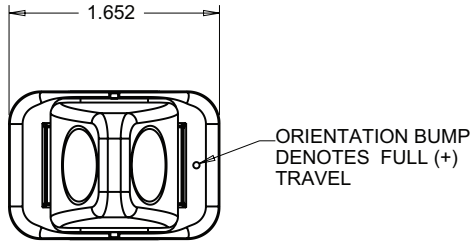
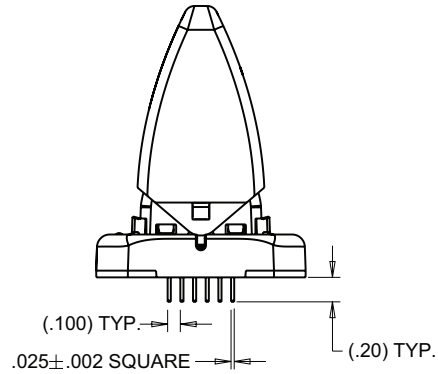
HALL EFFECT SINGLE AXIS PADDLE

HPW
HALL EFFECT
PADDLE

ONE MILLION CYCLE ROTATIONAL LIFE

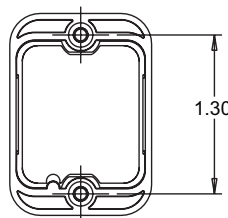


LEVER STYLE



RECOMMENDED PANEL THICKNESS: 0.130 OPTIMUM THICKNESS
(0.125 MIN. - 0.135 MAX.)

RECOMMENDED PANEL OPENING: \varnothing 0.800 OPTIMUM
(0.750 MIN. - 0.850 MAX)

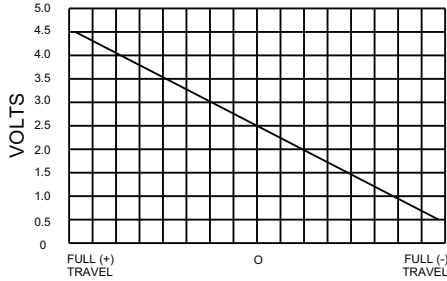


PINNED TERMINATION
NOT ALL PINS ARE PRESENT
IN ALL OUTPUT CONFIGURATIONS

HALL EFFECT

ONE MILLION CYCLE ROTATIONAL LIFE

OPTION A



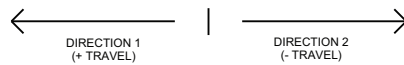
OUTPUT 1 ———
OUTPUT 2 - - -



OPTION B



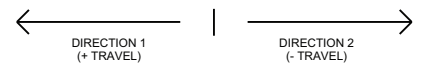
OUTPUT 1 ———
OUTPUT 2 - - -



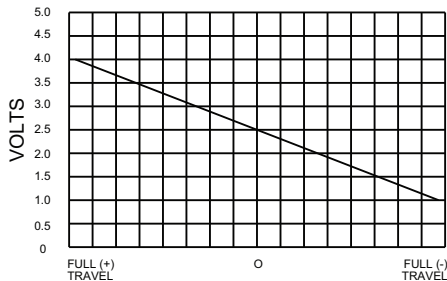
OPTION C



OUTPUT 1 ———
OUTPUT 2 - - -



OPTION D



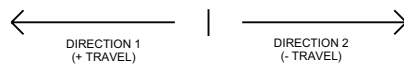
OUTPUT 1 ———
OUTPUT 2 - - -



OPTION E



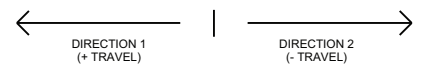
OUTPUT 1 ———
OUTPUT 2 - - -



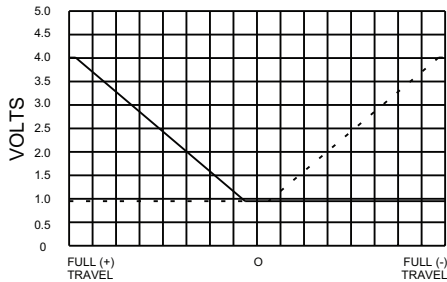
OPTION F



OUTPUT 1 ———
OUTPUT 2 - - -



OPTION G



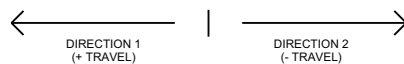
OUTPUT 1 ———
OUTPUT 2 - - -



OPTION H



OUTPUT 1 ———
OUTPUT 2 - - -



Данный компонент на территории Российской Федерации

Вы можете приобрести в компании MosChip.

Для оперативного оформления запроса Вам необходимо перейти по данной ссылке:

<http://moschip.ru/get-element>

Вы можете разместить у нас заказ для любого Вашего проекта, будь то серийное производство или разработка единичного прибора.

В нашем ассортименте представлены ведущие мировые производители активных и пассивных электронных компонентов.

Нашей специализацией является поставка электронной компонентной базы двойного назначения, продукции таких производителей как XILINX, Intel (ex.ALTERA), Vicor, Microchip, Texas Instruments, Analog Devices, Mini-Circuits, Amphenol, Glenair.

Сотрудничество с глобальными дистрибьюторами электронных компонентов, предоставляет возможность заказывать и получать с международных складов практически любой перечень компонентов в оптимальные для Вас сроки.

На всех этапах разработки и производства наши партнеры могут получить квалифицированную поддержку опытных инженеров.

Система менеджмента качества компании отвечает требованиям в соответствии с ГОСТ Р ИСО 9001, ГОСТ РВ 0015-002 и ЭС РД 009

Офис по работе с юридическими лицами:

105318, г.Москва, ул.Щербаковская д.3, офис 1107, 1118, ДЦ «Щербаковский»

Телефон: +7 495 668-12-70 (многоканальный)

Факс: +7 495 668-12-70 (доб.304)

E-mail: info@moschip.ru

Skype отдела продаж:

moschip.ru

moschip.ru_4

moschip.ru_6

moschip.ru_9