

## Relay Module - PLC-RPT- 24UC/21-21/RW - 2900346

Please be informed that the data shown in this PDF Document is generated from our Online Catalog. Please find the complete data in the user's documentation. Our General Terms of Use for Downloads are valid (<http://phoenixcontact.com/download>)



PLC-INTERFACE for railway applications, consisting of basic terminal block with push-in connection and plug-in miniature relay with power contact, range:  $0.7 \times U_N$  to  $1.25 \times U_N$ , temperature class TX:  $-40^\circ\text{C}$  to  $+70^\circ\text{C}$ , 2 PDTs, input voltage 24 V DC

The figure shows a version with a screw connection

### Product Features

- ✓ Optimum relay operation thanks to wide-range electronics
- ✓ Certified according to EN 50155
- ✓ Safe isolation according to DIN EN 50178 between coil and contact
- ✓ Vibration and shock resistance according to EN 50155
- ✓ Spring-cage and Push-in connection technology
- ✓ Temperature range from  $-40^\circ\text{C}$  to  $+70^\circ\text{C}$  ( $+85^\circ\text{C}$  briefly)
- ✓ Input voltage range of  $0.7$  to  $1.25 \times U_N$  ( $1.4 \times U_N$  briefly)



### Key commercial data

Packing unit	1 pc
Weight per Piece (excluding packing)	99.99 GRM
Custom tariff number	85364190
Country of origin	Germany

### Technical data

#### Note

Utilization restriction	EMC: class A product, see manufacturer's declaration in the download area
-------------------------	---

#### Dimensions

Width	14 mm
Height	80 mm

# Relay Module - PLC-RPT- 24UC/21-21/RW - 2900346

## Technical data

### Dimensions

Depth	94 mm
-------	-------

### Ambient conditions

Ambient temperature (operation)	-40 °C ... 70 °C (Temperature class TX)
Ambient temperature (storage/transport)	-40 °C ... 85 °C

### Coil side

Nominal input voltage $U_N$	24 V DC
Input voltage range in reference to $U_N$	0.7 ... 1.25
Typical input current at $U_N$	20 mA
Typical response time	5 ms
Typical release time	11 ms
Operating voltage display	Yellow LED
Protective circuit	Bridge rectifier Bridge rectifier
	Free-wheeling diode Damping diode
	Surge protection
	RCZ filter
	Wide-range electronics

### Contact side

Contact type	2 PDT
Contact material	AgNi
Maximum switching voltage	250 V AC/DC (Separating plate PLC-ATP must be installed for voltages larger than 250 V (L1, L2, L3) between identical terminal blocks in adjacent modules.)
Minimum switching voltage	5 V (at 10 mA)
Maximum inrush current	15 A (300 ms)
Min. switching current	10 mA (At 5 V)
Limiting continuous current	6 A
Interrupting rating (ohmic load) max.	140 W (at 24 V DC)
	85 W (at 48 V DC)
	60 W (at 60 V DC)
	44 W (at 110 V DC)
	60 W (at 220 V DC)
	1500 VA (for 250 V AC)
Switching capacity in acc. with DIN VDE 0660/IEC 60947	2 A (at 24 V, DC13)
	0.2 A (at 250 V, DC13)
	3 A (at 24 V, AC15)
	3 A (at 120 V, AC15)

# Relay Module - PLC-RPT- 24UC/21-21/RW - 2900346

## Technical data

### Contact side

	3 A (at 250 V, AC15)
--	----------------------

### General

Test voltage relay winding/relay contact	5 kV <sub>rms</sub> (50 Hz, 1 min.)
Test voltage PDT/PDT	2.5 kV <sub>rms</sub> (50 Hz, 1 min.)
Operating mode	100% operating factor
Degree of protection	Relay socket
	RT III (Relay)
Mechanical service life	Approx. 3 x 10 <sup>7</sup> cycles
Inflammability class according to UL 94	V0
Standards/regulations	EN 50155 (VDE 0115 part 200)
	EN 50178
	IEC 62103
	EN 61373
	EN 50121
Rated surge voltage / insulation	6 kV / Basic isolation
Rated insulation voltage	250 V AC
Pollution degree	2
Surge voltage category	III
Mounting position	any
Assembly instructions	In rows with zero spacing

### Connection data

Connection method	Push-in connection
Stripping length	8 mm
Conductor cross section stranded min.	0.14 mm <sup>2</sup>
Conductor cross section stranded max.	2.5 mm <sup>2</sup>
Conductor cross section solid min.	0.14 mm <sup>2</sup>
Conductor cross section solid max.	2.5 mm <sup>2</sup>
Conductor cross section AWG/kcmil max	14
Conductor cross section AWG/kcmil min.	26

## Classifications

### eCl@ss

eCl@ss 4.0	27371001
eCl@ss 4.1	27371001
eCl@ss 5.0	27371001

# Relay Module - PLC-RPT- 24UC/21-21/RW - 2900346

## Classifications

### eCl@ss

eCl@ss 5.1	27371001
eCl@ss 6.0	27371001
eCl@ss 7.0	27371001
eCl@ss 8.0	27371001

### ETIM

ETIM 4.0	EC000196
ETIM 5.0	EC000196

### UNSPSC

UNSPSC 6.01	30211916
UNSPSC 7.0901	39121515
UNSPSC 11	39121515
UNSPSC 12.01	39121515
UNSPSC 13.2	39121515

## Approvals

### Approvals

---

#### Approvals

GL / UL Listed / cUL Listed / UL Recognized / cUL Recognized / cULus Recognized / cULus Listed

---

### Ex Approvals


---

### Approvals submitted

---

### Approval details

GL

UL Listed 

# Relay Module - PLC-RPT- 24UC/21-21/RW - 2900346

## Approvals

cUL Listed

UL Recognized

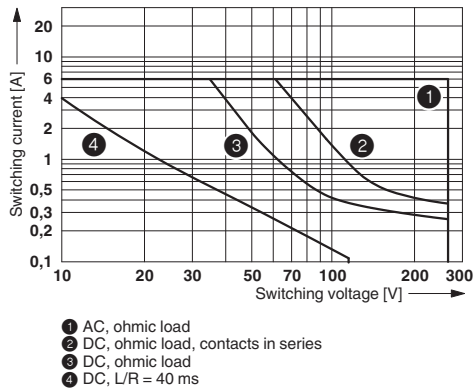
cUL Recognized

cULus Recognized

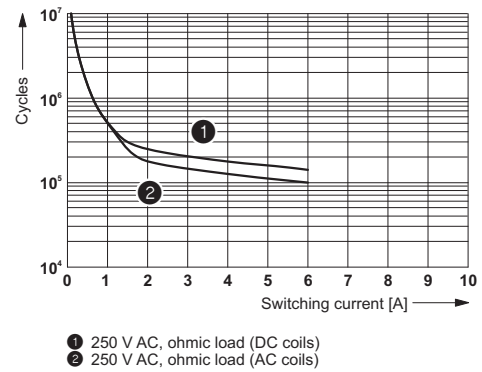
cULus Listed

## Drawings

Diagram



Diagram

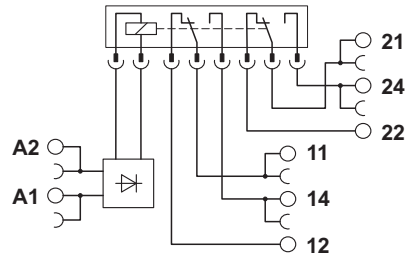


Electrical service life

## Interrupting rating

## Relay Module - PLC-RPT- 24UC/21-21/RW - 2900346

Circuit diagram



## Данный компонент на территории Российской Федерации

### Вы можете приобрести в компании MosChip.

Для оперативного оформления запроса Вам необходимо перейти по данной ссылке:

<http://moschip.ru/get-element>

Вы можете разместить у нас заказ для любого Вашего проекта, будь то серийное производство или разработка единичного прибора.

В нашем ассортименте представлены ведущие мировые производители активных и пассивных электронных компонентов.

Нашей специализацией является поставка электронной компонентной базы двойного назначения, продукции таких производителей как XILINX, Intel (ex.ALTERA), Vicor, Microchip, Texas Instruments, Analog Devices, Mini-Circuits, Amphenol, Glenair.

Сотрудничество с глобальными дистрибьюторами электронных компонентов, предоставляет возможность заказывать и получать с международных складов практически любой перечень компонентов в оптимальные для Вас сроки.

На всех этапах разработки и производства наши партнеры могут получить квалифицированную поддержку опытных инженеров.

Система менеджмента качества компании отвечает требованиям в соответствии с ГОСТ Р ИСО 9001, ГОСТ РВ 0015-002 и ЭС РД 009

### Офис по работе с юридическими лицами:

105318, г.Москва, ул.Щербаковская д.3, офис 1107, 1118, ДЦ «Щербаковский»

Телефон: +7 495 668-12-70 (многоканальный)

Факс: +7 495 668-12-70 (доб.304)

E-mail: [info@moschip.ru](mailto:info@moschip.ru)

Skype отдела продаж:

moschip.ru

moschip.ru\_4

moschip.ru\_6

moschip.ru\_9