

Telpower® DC Power Distribution Fuses

170 Volts DC, 1000-2000 Amps

TPB

Catalog Symbol: TPB
 DC Power Distribution Fuses
 Current-Limiting
 Ampere Rating: 1000 to 2000A
 Voltage Rating: 170Vdc
 Interrupting Rating: 100,000A
 Agency Information: **CE**
 UL Recognized, Guide JFHR2, File E91958



Catalog Number	Amp	Qty.	Weight*	
			Lbs.	Kg.
TPB-1000-E	1000	1	4.25	1.9
TPB-1000-M	1000	1	4.25	1.9
TPB-1200-E	1200	1	4.25	1.9
TPB-1200-M	1200	1	4.25	1.9
TPB-1600-E	1600	1	4.25	1.9
TPB-1600-M	1600	1	4.25	1.9
TPB-2000-E	2000	1	4.25	1.9
TPB-2000-M	2000	1	4.25	1.9

* Weight per carton.

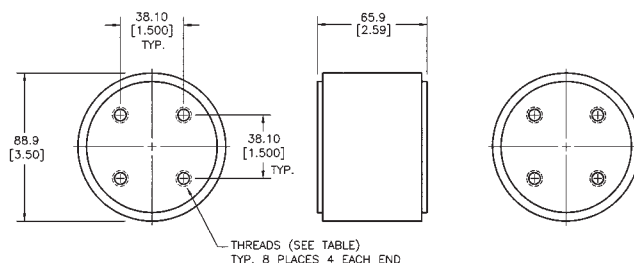


TABLE A

PART NUMBER	AMP RATING	THREADS	TIGHTENING TORQUE	
			*	**
TPB-1000-E	1000	ENGLISH 3/8-24 x .590 DEEP	29 lbf-ft	14.7 lbf-ft
TPB-1200-E	1200			
TPB-1600-E	1600			
TPB-2000-E	2000			
TPB-1000-M	1000	METRIC M10 x 15mm DEEP	40N-m	20N-m
TPB-1200-M	1200			
TPB-1600-M	1600			
TPB-2000-M	2000			

Bussmann recommends a calibrated torque wrench with a tolerance of max. ±4%.

*) Ungreased thread

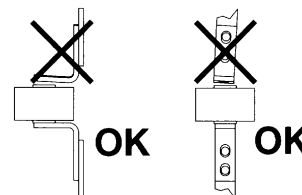
**) Thread greased with Rhodorsil Paste 4 (Rhone-Poulenc) etc.

General Information:

- Telpower® BLUE™ label fuses are specifically designed for dc power distribution systems.
- Minimum I²t short-circuit let-through levels.
- Current-limiting capability.
- Complete system coordination capability.

Mounting Alignment

TPB fuses are not meant as fixing isolators. Excessive push, pull and tensional forces due to misalignments between fuse and bus bars, which might occur like in the example shown below, should be avoided. If possible the fuse installation should be made starting with a fixed input busbar. The fuse should then be mounted to the input busbar, followed by the output busbar. Finally, the output busbar should be rigidly fixed within the system equipment.



Tightening torque and contact pressure

TPB fuses are electro-mechanical devices. Their function is very much dependent of the quality of the contact between the fuse and the connecting bus bars. A poor thermal connection can result in overheating of the fuse and reduced life-time. The number one rule is therefore to observe the right tightening torque when mounting the fuse. See Table A.

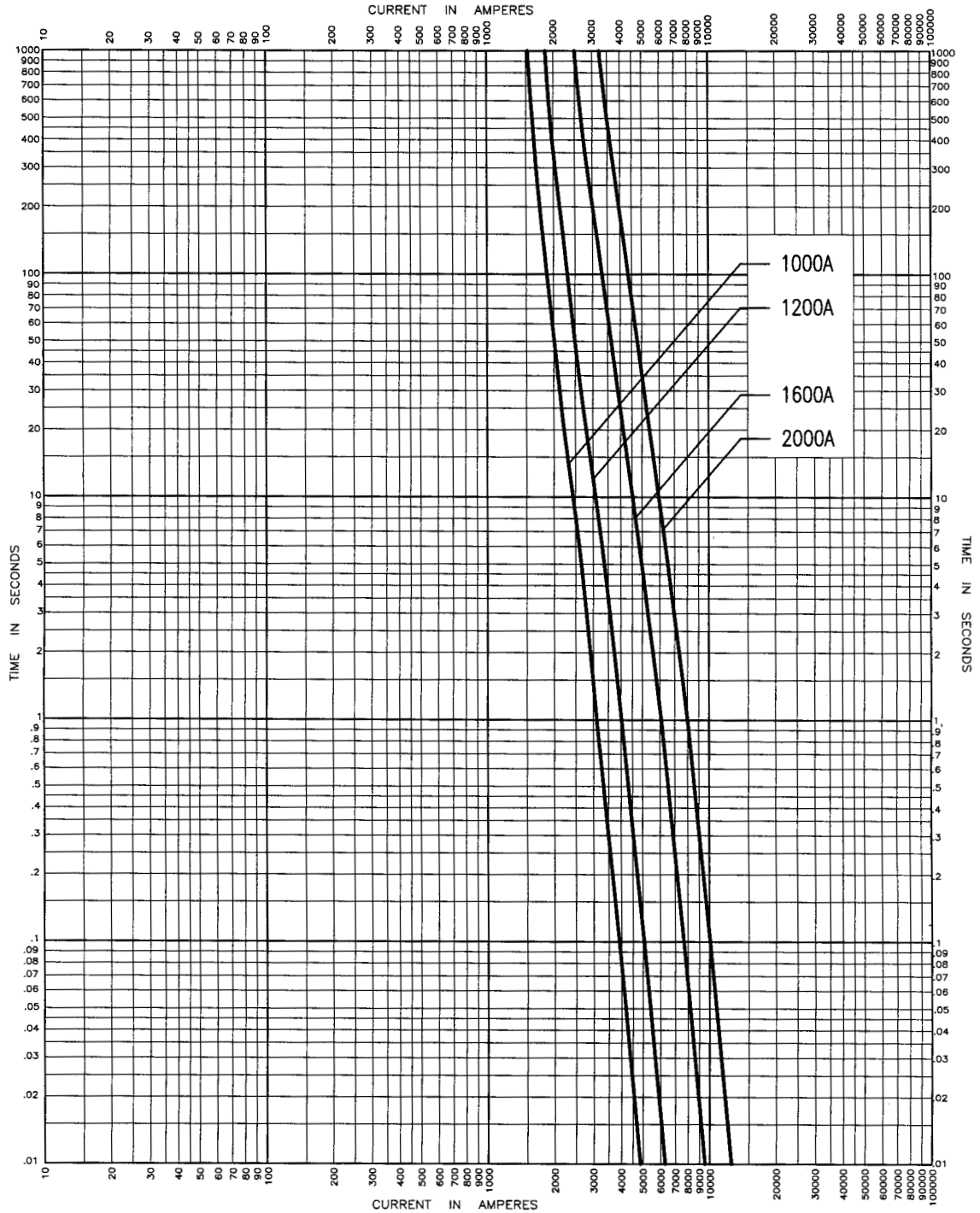
Fuses with flush end contacts

For all types of flush end fuses Bussmann recommends (screw in) studs. The studs must be tightened carefully applying a torque of 5-8Nm (3.7 -5.9 lbf-ft). As a general rule the tightening torque for the nuts relates to the dimension of the threaded hole in the fuse contact. See Table A for the recommended nut tightening torques.

The only controlled copy of this Data Sheet is the electronic read-only version located on the Bussmann Network Drive. All other copies of this document are by definition uncontrolled. This bulletin is intended to clearly present comprehensive product data and provide technical information that will help the end user with design applications. Bussmann reserves the right, without notice, to change design or construction of any products and to discontinue or limit distribution of any products. Bussmann also reserves the right to change or update, without notice, any technical information contained in this bulletin. Once a product has been selected, it should be tested by the user in all possible applications.

Telpower® DC Power Distribution Fuses
170 Volts DC, 1000-2000 Amps

TPB



Time-Current Characteristic Curve—Average Melt

Данный компонент на территории Российской Федерации

Вы можете приобрести в компании MosChip.

Для оперативного оформления запроса Вам необходимо перейти по данной ссылке:

<http://moschip.ru/get-element>

Вы можете разместить у нас заказ для любого Вашего проекта, будь то серийное производство или разработка единичного прибора.

В нашем ассортименте представлены ведущие мировые производители активных и пассивных электронных компонентов.

Нашей специализацией является поставка электронной компонентной базы двойного назначения, продукции таких производителей как XILINX, Intel (ex.ALTERA), Vicor, Microchip, Texas Instruments, Analog Devices, Mini-Circuits, Amphenol, Glenair.

Сотрудничество с глобальными дистрибьюторами электронных компонентов, предоставляет возможность заказывать и получать с международных складов практически любой перечень компонентов в оптимальные для Вас сроки.

На всех этапах разработки и производства наши партнеры могут получить квалифицированную поддержку опытных инженеров.

Система менеджмента качества компании отвечает требованиям в соответствии с ГОСТ Р ИСО 9001, ГОСТ РВ 0015-002 и ЭС РД 009

Офис по работе с юридическими лицами:

105318, г.Москва, ул.Щербаковская д.3, офис 1107, 1118, ДЦ «Щербаковский»

Телефон: +7 495 668-12-70 (многоканальный)

Факс: +7 495 668-12-70 (доб.304)

E-mail: info@moschip.ru

Skype отдела продаж:

moschip.ru

moschip.ru_4

moschip.ru_6

moschip.ru_9