


3M™ DIP Socket

Stamped and Formed, Dual-Wipe

4800 Series



- Dual leaf, high compression contact provides reliable termination
- Automatic insertion option is compatible with most insertion equipment
- Side and end stackable
- RoHS Compliant. See the Regulatory Information Appendix (RIA) in the "RoHS Compliance" section of www.3mconnector.com for compliance information (RIA E1 and C1 Apply)

Date Modified: April 19, 2011

TS-1099-B
Sheet 1 of 2

Physical

Marking	
Insulation Material:	Polyester Glass Filled
Flammability:	UL 94V-0
Color:	Black
Contact Material	Phosphor Bronze
Underplating:	35 μ " [0.89 μ m] min. Nickel overall
Surface Plating:	135 μ " [3.43 μ m] min. Matte Tin
Insertion/Withdrawl Forces	
Insertion Force:	340 grams max. per contact
Withdrawl Force:	80 grams min. per contact
Acceptable Pin Sizes	
Diameter:	.010" - .011" [0.25 mm - 0.27 mm]
Length:	.100" - .130" [2.54 mm - 3.30 mm]
Mounting Information	
Hole Diameter:	.035" - .043" [0.90 mm - 1.10 mm]
Marking	None

Electrical

Current Rating:	1 A
Insulation Resistance:	5,000 M Ω at 500 V _{DC}
Withstanding Voltage:	100 V _{AC} for 1 minute

Environmental

Temperature Rating:	-25°C to +85°C
Process Rating:	260°C max. wave solder reflow only

3M

Electronic Solutions Division
Interconnect Solutions
<http://www.3mconnector.com>


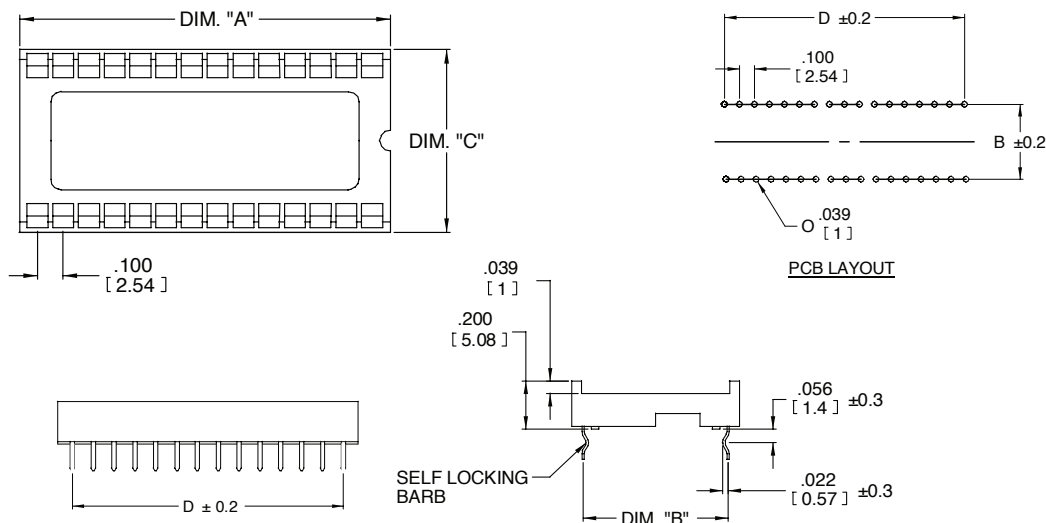
3M is a trademark of 3M Company.
For technical, sales or ordering information call
800-225-5373

3M™ DIP Socket

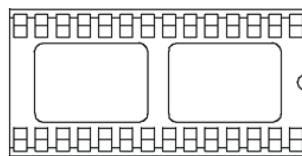
Stamped and Formed, Dual-Wipe

4800 Series

Contact Quantity	Dimension A	Dimension B	Dimension C	Dimension D	Body Style
8	.395 [10.03]	.300 [7.62]	.400 [10.16]	.300 [7.62]	A
14	.695 [17.65]	.300 [7.62]	.400 [10.16]	.600 [15.24]	A
16	.795 [20.19]	.300 [7.62]	.400 [10.16]	.700 [17.78]	A
18	.895 [22.73]	.300 [7.62]	.400 [10.16]	.800 [20.32]	A
20	.995 [25.27]	.300 [7.62]	.400 [10.16]	.900 [22.86]	A
24	1.195 [30.35]	.300 [7.62]	.400 [10.16]	1.100 [27.94]	A
24	1.195 [30.35]	.600 [15.24]	.700 [17.78]	1.100 [27.94]	B
28	1.395 [35.43]	.300 [7.62]	.400 [10.16]	1.300 [33.02]	B
28	1.395 [35.43]	.600 [15.24]	.700 [17.78]	1.300 [33.02]	B
32	1.595 [40.51]	.600 [15.24]	.700 [17.78]	1.500 [38.10]	B
40	1.995 [50.67]	.600 [15.24]	.700 [17.78]	1.900 [48.26]	B
42	2.100 [53.34]	.600 [15.24]	.700 [17.78]	2.000 [50.80]	B
48	2.395 [60.83]	.600 [15.24]	.700 [17.78]	2.300 [58.42]	B



Body Style "A"



Body Style "B"



Inch
[mm]

Tolerance Unless Noted			
	.0	.00	.000
inch	±.1	±.01	±.005

[] Dimensions for Reference Only

Note: Suitable for "lead free" wave solder only. NOT FOR REFLOW SOLDER PROCESSES.

Ordering Information

48XX - X00X - CP

Contact Quantity
(See Table)

Row Spacing:
3 = .300 [7.62
6 = .600 [15.24]
(See Table)

Tail:
0 = Straight
4 = Kinked

TS-1099-B
Sheet 2 of 2

Important Notice

All statements, technical information, and recommendations related to 3M's products are based on information believed to be reliable, but the accuracy or completeness is not guaranteed. Before using this product, you must evaluate it and determine if it is suitable for your intended application. You assume all risks and liability associated with such use. Any statements related to the product which are not contained in 3M's current publications, or any contrary statements contained on your purchase order shall have no force or effect unless expressly agreed upon, in writing, by an authorized officer of 3M.

Warranty; Limited Remedy; Limited Liability.

This product will be free from defects in material and manufacture for a period of one (1) year from the time of purchase. **3M MAKES NO OTHER WARRANTIES INCLUDING, BUT NOT LIMITED TO, ANY IMPLIED WARRANTY OF MERCHANTABILITY OR FITNESS FOR A PARTICULAR PURPOSE.** If this product is defective within the warranty period stated above, your exclusive remedy shall be, at 3M's option, to replace or repair the 3M product or refund the purchase price of the 3M product. **Except where prohibited by law, 3M will not be liable for any indirect, special, incidental or consequential loss or damage arising from this 3M product, regardless of the legal theory asserted.**

**3M Electronics Solutions Division**

6801 River Place Blvd.
Austin, TX 78726-9000
U.S.A.
1-800-225-5373
www.3Mconnector.com

Please recycle. Printed in USA.
© 3M 2010. All rights reserved.
RIA-2217B-E

3M is a trademark of 3M Company.

Данный компонент на территории Российской Федерации

Вы можете приобрести в компании MosChip.

Для оперативного оформления запроса Вам необходимо перейти по данной ссылке:

<http://moschip.ru/get-element>

Вы можете разместить у нас заказ для любого Вашего проекта, будь то серийное производство или разработка единичного прибора.

В нашем ассортименте представлены ведущие мировые производители активных и пассивных электронных компонентов.

Нашей специализацией является поставка электронной компонентной базы двойного назначения, продукции таких производителей как XILINX, Intel (ex.ALTERA), Vicor, Microchip, Texas Instruments, Analog Devices, Mini-Circuits, Amphenol, Glenair.

Сотрудничество с глобальными дистрибьюторами электронных компонентов, предоставляет возможность заказывать и получать с международных складов практически любой перечень компонентов в оптимальные для Вас сроки.

На всех этапах разработки и производства наши партнеры могут получить квалифицированную поддержку опытных инженеров.

Система менеджмента качества компании отвечает требованиям в соответствии с ГОСТ Р ИСО 9001, ГОСТ РВ 0015-002 и ЭС РД 009

Офис по работе с юридическими лицами:

105318, г.Москва, ул.Щербаковская д.3, офис 1107, 1118, ДЦ «Щербаковский»

Телефон: +7 495 668-12-70 (многоканальный)

Факс: +7 495 668-12-70 (доб.304)

E-mail: info@moschip.ru

Skype отдела продаж:

moschip.ru

moschip.ru_4

moschip.ru_6

moschip.ru_9