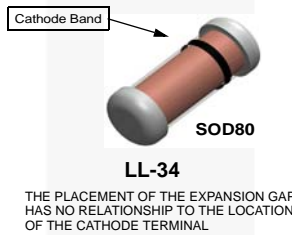





June 2015

1N/FDLL 914/A/B / 916/A/B / 4148 / 4448 Small Signal Diode



SOD-80 COLOR BAND MARKING

| DEVICE | 1ST BAND |
|----------|----------|
| FDLL914 | BLACK |
| FDLL914A | BLACK |
| FDLL914B | BLACK |
| FDLL4148 | BLACK |
| FDLL4448 | BLACK |

-1st band denotes cathode terminal and has wider width

Ordering Information

| Part Number | Marking | Package | Packing Method |
|---------------|---------|------------------|----------------|
| 1N914 | 914 | DO-204AH (DO-35) | Bulk |
| 1N914_T50A | 914 | DO-204AH (DO-35) | Ammo |
| 1N914TR | 914 | DO-204AH (DO-35) | Tape and Reel |
| 1N914ATR | 914A | DO-204AH (DO-35) | Tape and Reel |
| 1N914B | 914B | DO-204AH (DO-35) | Bulk |
| 1N914BTR | 914B | DO-204AH (DO-35) | Tape and Reel |
| 1N916 | 916 | DO-204AH (DO-35) | Bulk |
| 1N916A | 916A | DO-204AH (DO-35) | Bulk |
| 1N916B | 916B | DO-204AH (DO-35) | Bulk |
| 1N4148 | 4148 | DO-204AH (DO-35) | Bulk |
| 1N4148TA | 4148 | DO-204AH (DO-35) | Ammo |
| 1N4148_T26A | 4148 | DO-204AH (DO-35) | Ammo |
| 1N4148_T50A | 4148 | DO-204AH (DO-35) | Ammo |
| 1N4148TR | 4148 | DO-204AH (DO-35) | Tape and Reel |
| 1N4148_T50R | 4148 | DO-204AH (DO-35) | Tape and Reel |
| 1N4448 | 4448 | DO-204AH (DO-35) | Bulk |
| 1N4448TR | 4448 | DO-204AH (DO-35) | Tape and Reel |
| FDLL914 | Black | SOD-80 | Tape and Reel |
| FDLL914A | Black | SOD-80 | Tape and Reel |
| FDLL914B | Black | SOD-80 | Tape and Reel |
| FDLL4148 | Black | SOD-80 | Tape and Reel |
| FDLL4148_D87Z | Black | SOD-80 | Tape and Reel |
| FDLL4448 | Black | SOD-80 | Tape and Reel |
| FDLL4448_D87Z | Black | SOD-80 | Tape and Reel |

1N/FDLL 914/A/B / 916/A/B / 4148 / 4448 — Small Signal Diode

Absolute Maximum Ratings⁽¹⁾

Stresses exceeding the absolute maximum ratings may damage the device. The device may not function or be operable above the recommended operating conditions and stressing the parts to these levels is not recommended. In addition, extended exposure to stresses above the recommended operating conditions may affect device reliability. The absolute maximum ratings are stress ratings only. Values are at $T_A = 25^\circ\text{C}$ unless otherwise noted.

| Symbol | Parameter | Value | Unit | |
|-----------|---|---------------------------------|------------------|---|
| V_{RRM} | Maximum Repetitive Reverse Voltage | 100 | V | |
| I_O | Average Rectified Forward Current | 200 | mA | |
| I_F | DC Forward Current | 300 | mA | |
| I_f | Recurrent Peak Forward Current | 400 | mA | |
| I_{FSM} | Non-repetitive Peak Forward Surge Current | Pulse Width = 1.0 s | 1.0 | A |
| | | Pulse Width = 1.0 μs | 4.0 | A |
| T_{STG} | Storage Temperature Range | -65 to +200 | $^\circ\text{C}$ | |
| T_J | Operating Junction Temperature Range | -55 to +175 | $^\circ\text{C}$ | |

Note:

1. These ratings are limiting values above which the serviceability of the diode may be impaired.

Thermal Characteristics

| Symbol | Parameter | Max. | Unit |
|-----------------|---|---|---------------------------|
| | | 1N/FDLL 914/A/B / 916/A/B / 4148 / 4448 | |
| P_D | Power Dissipation | 500 | mW |
| $R_{\theta JA}$ | Thermal Resistance, Junction-to-Ambient | 300 | $^\circ\text{C}/\text{W}$ |

Electrical Characteristics⁽²⁾

Values are at $T_A = 25^\circ\text{C}$ unless otherwise noted.

| Symbol | Parameter | Conditions | Min. | Max. | Unit | |
|----------|-----------------------|--|--------------------------------|-------|---------------|---|
| V_R | Breakdown Voltage | $I_R = 100 \mu\text{A}$ | 100 | | V | |
| | | $I_R = 5.0 \mu\text{A}$ | 75 | | V | |
| V_F | Forward Voltage | 914B / 4448 | $I_F = 5.0 \text{ mA}$ | 0.62 | 0.72 | V |
| | | 916B | $I_F = 5.0 \text{ mA}$ | 0.63 | 0.73 | V |
| | | 914 / 916 / 4148 | $I_F = 10 \text{ mA}$ | | 1.0 | V |
| | | 914A / 916A | $I_F = 20 \text{ mA}$ | | 1.0 | V |
| | | 916B | $I_F = 20 \text{ mA}$ | | 1.0 | V |
| | | 914B / 4448 | $I_F = 100 \text{ mA}$ | | 1.0 | V |
| I_R | Reverse Leakage | $V_R = 20 \text{ V}$ | | 0.025 | μA | |
| | | $V_R = 20 \text{ V}, T_A = 150^\circ\text{C}$ | | 50 | μA | |
| | | $V_R = 75 \text{ V}$ | | 5.0 | μA | |
| C_T | Total Capacitance | 916/916A/916B/4448 | $V_R = 0, f = 1.0 \text{ MHz}$ | 2.0 | pF | |
| | | 914/914A/914B/4148 | $V_R = 0, f = 1.0 \text{ MHz}$ | 4.0 | pF | |
| t_{rr} | Reverse Recovery Time | $I_F = 10 \text{ mA}, V_R = 6.0 \text{ V (600 mA)}$ $I_{rr} = 1.0 \text{ mA}, R_L = 100 \Omega$ | | 4.0 | ns | |

Note:

2. Non-recurrent square wave $P_W = 8.3 \text{ ms}$.

Typical Performance Characteristics

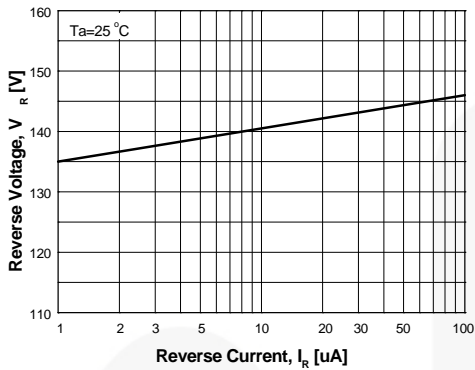


Figure 1. Reverse Voltage vs. Reverse Current
 V_R - 1.0 to 100 μ A

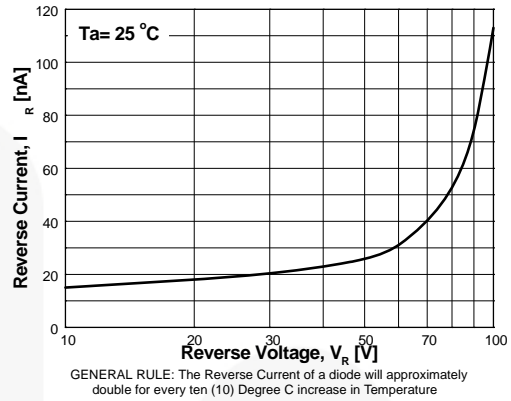


Figure 2. Reverse Current vs. Reverse Voltage
 I_R - 10 to 100 V

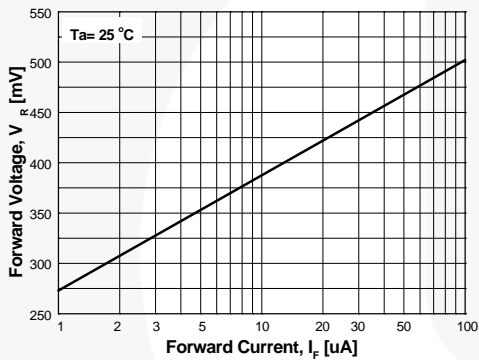


Figure 3. Forward Voltage vs. Forward Current
 V_F - 1 to 100 μ A

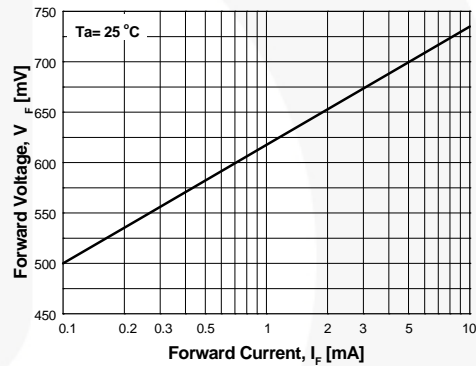


Figure 4. Forward Voltage vs. Forward Current
 V_F - 0.1 to 10 mA

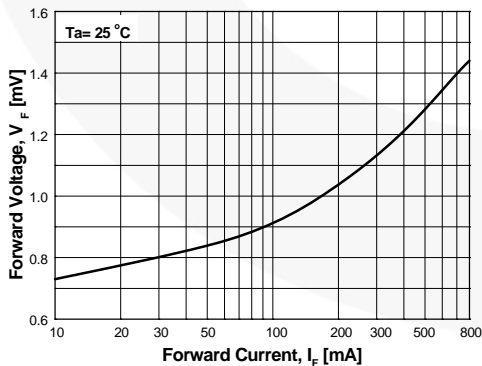


Figure 5. Forward Voltage vs. Forward Current
 V_F - 10 to 800 mA

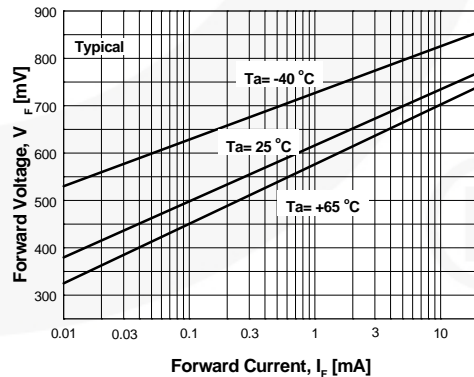


Figure 6. Forward Voltage vs. Ambient Temperature
 V_F - 0.01 - 20 mA (- 40 to +65°C)

Typical Performance Characteristics (Continued)

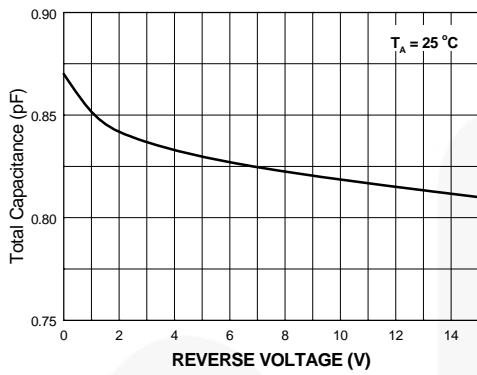


Figure 7. Total Capacitance

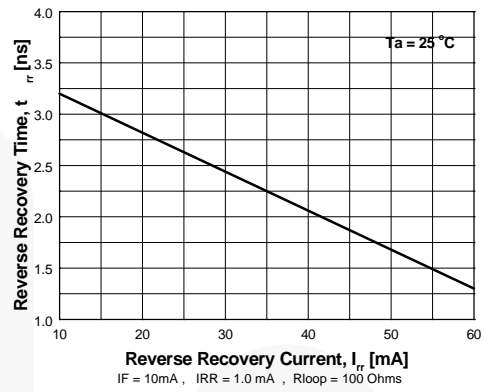


Figure 8. Reverse Recovery Time vs. Reverse Recovery Current

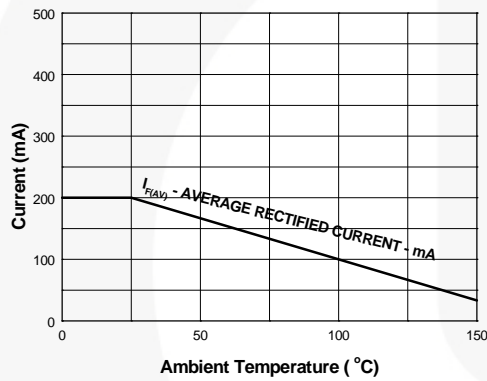


Figure 9. Average Rectified Current ($I_{F(AV)}$) vs. Ambient Temperature (T_A)

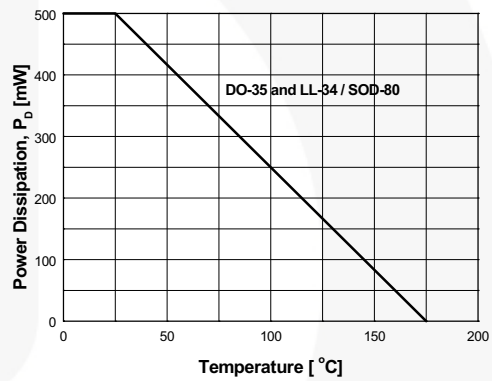


Figure 10. Power Derating Curve

Physical Dimensions

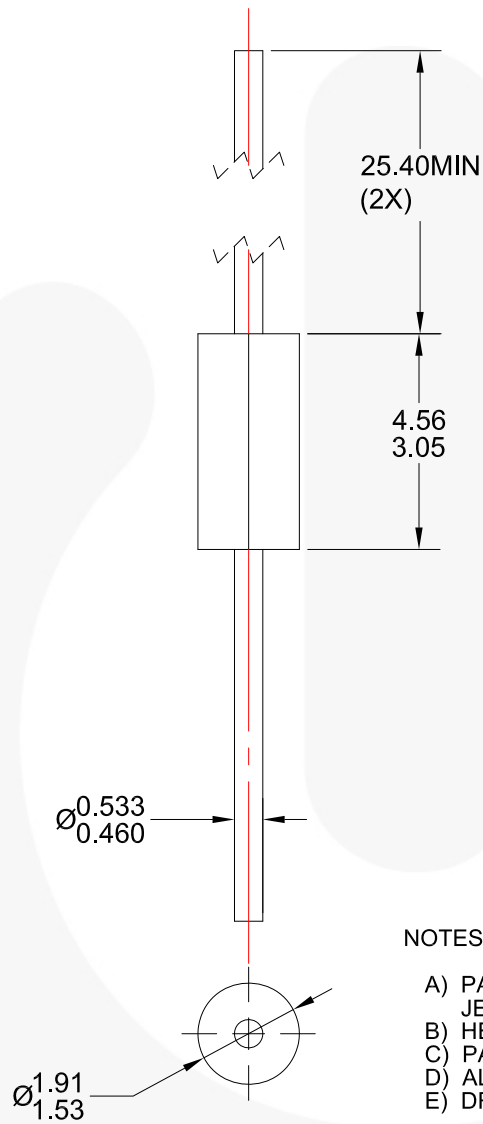
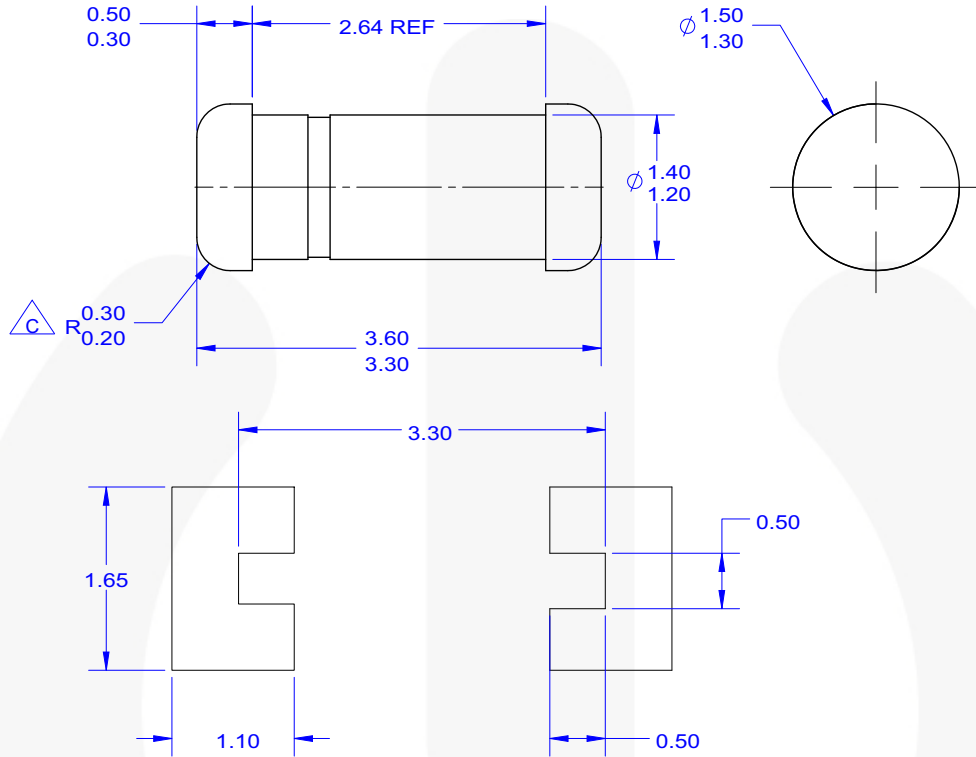


Figure 11. AXIAL LEADED, GLASS, JEDEC DO204, VARIATION AH, DO-204AH (DO-35)

Physical Dimensions (Continued)



LAND PATTERN RECOMMENDATION

NOTES: UNLESS OTHERWISE SPECIFIED


- A) PACKAGE STANDARD REFERENCE:
JEDEC DO-213, VARIATION AC.
- B) ALL DIMENSIONS ARE IN MILLIMETERS.
-  CORNER RADIUS IS OPTIONAL.
- D) LAND PATTERN RECOMMENDATION PER IPC DIOMELF3414N
- E) DRAWING FILE NAME: SOD80A REV3








Figure 12. 2-TERMINAL, SOD-80, JEDEC DO-213AC, MINI-MELF



TRADEMARKS

The following includes registered and unregistered trademarks and service marks, owned by Fairchild Semiconductor and/or its global subsidiaries, and is not intended to be an exhaustive list of all such trademarks.

- | | | | |
|--|--|---|---|
| AccuPower™ | F-PFS™ | OPTOPLANAR® |  SYSTEM GENERAL® |
| AttitudeEngine™ | FRFET® |  ® | TinyBoost® |
| Awinda® | Global Power Resource™ | Power Supply WebDesigner™ | TinyBuck® |
| AX-CAP®* | GreenBridge™ | PowerTrench® | TinyCalc™ |
| BitSiC™ | Green FPS™ | PowerXS™ | TinyLogic® |
| Build it Now™ | Green FPS™ e-Series™ | Programmable Active Droop™ | TINYOPTO™ |
| CorePLUS™ | Gmax™ | QFET® | TinyPower™ |
| CorePOWER™ | GTO™ | QS™ | TinyPWM™ |
| CROSSVOLT™ | IntelliMAX™ | Quiet Series™ | TinyWire™ |
| CTL™ | ISOPLANAR™ | RapidConfigure™ | TranSiC™ |
| Current Transfer Logic™ | Making Small Speakers Sound Louder and Better™ |  ™ | TriFault Detect™ |
| DEUXPEED® | MegaBuck™ | Saving our world, 1mW/W/kW at a time™ | TRUECURRENT®* |
| Dual Cool™ | MICROCOUPLER™ | SignalWise™ | μSerDes™ |
| EcoSPARK® | MicroFET™ | SmartMax™ |  SerDes™ |
| EfficientMax™ | MicroPak™ | SMART START™ | UHC® |
| ESBC™ | MicroPak2™ | Solutions for Your Success™ | Ultra FRFET™ |
|  Fairchild® | MillerDrive™ | SPM® | UniFET™ |
| Fairchild Semiconductor® | MotionMax™ | STEALTH™ | VCX™ |
| FACT Quiet Series™ | MotionGrid® | SuperFET® | VisualMax™ |
| FACT® | MTi® | SuperSOT™-3 | VoltagePlus™ |
| FAST® | MTx® | SuperSOT™-6 | XS™ |
| FastvCore™ | MVN® | SuperSOT™-8 | Xsens™ |
| FETBench™ | mWSaver® | SupreMOS® | 仙童™ |
| FPS™ | OptoHiT™ | SyncFET™ | |
| | OPTOLOGIC® | Sync-Lock™ | |

* Trademarks of System General Corporation, used under license by Fairchild Semiconductor.

DISCLAIMER

FAIRCHILD SEMICONDUCTOR RESERVES THE RIGHT TO MAKE CHANGES WITHOUT FURTHER NOTICE TO ANY PRODUCTS HEREIN TO IMPROVE RELIABILITY, FUNCTION, OR DESIGN. TO OBTAIN THE LATEST, MOST UP-TO-DATE DATASHEET AND PRODUCT INFORMATION, VISIT OUR WEBSITE AT <http://www.fairchildsemi.com>. FAIRCHILD DOES NOT ASSUME ANY LIABILITY ARISING OUT OF THE APPLICATION OR USE OF ANY PRODUCT OR CIRCUIT DESCRIBED HEREIN; NEITHER DOES IT CONVEY ANY LICENSE UNDER ITS PATENT RIGHTS, NOR THE RIGHTS OF OTHERS. THESE SPECIFICATIONS DO NOT EXPAND THE TERMS OF FAIRCHILD'S WORLDWIDE TERMS AND CONDITIONS, SPECIFICALLY THE WARRANTY THEREIN, WHICH COVERS THESE PRODUCTS.

LIFE SUPPORT POLICY

FAIRCHILD'S PRODUCTS ARE NOT AUTHORIZED FOR USE AS CRITICAL COMPONENTS IN LIFE SUPPORT DEVICES OR SYSTEMS WITHOUT THE EXPRESS WRITTEN APPROVAL OF FAIRCHILD SEMICONDUCTOR CORPORATION.

As used herein:

1. Life support devices or systems are devices or systems which, (a) are intended for surgical implant into the body or (b) support or sustain life, and (c) whose failure to perform when properly used in accordance with instructions for use provided in the labeling, can be reasonably expected to result in a significant injury of the user.
2. A critical component in any component of a life support, device, or system whose failure to perform can be reasonably expected to cause the failure of the life support device or system, or to affect its safety or effectiveness.

ANTI-COUNTERFEITING POLICY

Fairchild Semiconductor Corporation's Anti-Counterfeiting Policy. Fairchild's Anti-Counterfeiting Policy is also stated on our external website, www.fairchildsemi.com, under Sales Support.

Counterfeiting of semiconductor parts is a growing problem in the industry. All manufacturers of semiconductor products are experiencing counterfeit parts. Customers who inadvertently purchase counterfeit parts experience many problems such as loss of brand reputation, substandard performance, failed applications, and increased cost of production and manufacturing delays. Fairchild is taking strong measures to protect ourselves and our customers from the proliferation of counterfeit parts. Fairchild strongly encourages customers to purchase Fairchild parts either directly from Fairchild or from Authorized Fairchild Distributors who are listed by country on our web page cited above. Products customers buy either from Fairchild directly or from Authorized Fairchild Distributors are genuine parts, have full traceability, meet Fairchild's quality standards for handling and storage and provide access to Fairchild's full range of up-to-date technical and product information. Fairchild and our Authorized Distributors will stand behind all warranties and will appropriately address any warranty issues that may arise. Fairchild will not provide any warranty coverage or other assistance for parts bought from Unauthorized Sources. Fairchild is committed to combat this global problem and encourage our customers to do their part in stopping this practice by buying direct or from authorized distributors.

PRODUCT STATUS DEFINITIONS

Definition of Terms

| Datasheet Identification | Product Status | Definition |
|--------------------------|-----------------------|---|
| Advance Information | Formative / In Design | Datasheet contains the design specifications for product development. Specifications may change in any manner without notice. |
| Preliminary | First Production | Datasheet contains preliminary data; supplementary data will be published at a later date. Fairchild Semiconductor reserves the right to make changes at any time without notice to improve design. |
| No Identification Needed | Full Production | Datasheet contains final specifications. Fairchild Semiconductor reserves the right to make changes at any time without notice to improve the design. |
| Obsolete | Not In Production | Datasheet contains specifications on a product that is discontinued by Fairchild Semiconductor. The datasheet is for reference information only. |

Rev. 174

Mouser Electronics

Authorized Distributor

Click to View Pricing, Inventory, Delivery & Lifecycle Information:

[ON Semiconductor:](#)

[1N914_S00Z](#) [1N914_T26A](#) [1N914_T50A](#) [1N914TR](#) [1N914_T50R](#) [1N914TR_S00Z](#) [1N914_Q](#)

Данный компонент на территории Российской Федерации

Вы можете приобрести в компании MosChip.

Для оперативного оформления запроса Вам необходимо перейти по данной ссылке:

<http://moschip.ru/get-element>

Вы можете разместить у нас заказ для любого Вашего проекта, будь то серийное производство или разработка единичного прибора.

В нашем ассортименте представлены ведущие мировые производители активных и пассивных электронных компонентов.

Нашей специализацией является поставка электронной компонентной базы двойного назначения, продукции таких производителей как XILINX, Intel (ex.ALTERA), Vicor, Microchip, Texas Instruments, Analog Devices, Mini-Circuits, Amphenol, Glenair.

Сотрудничество с глобальными дистрибьюторами электронных компонентов, предоставляет возможность заказывать и получать с международных складов практически любой перечень компонентов в оптимальные для Вас сроки.

На всех этапах разработки и производства наши партнеры могут получить квалифицированную поддержку опытных инженеров.

Система менеджмента качества компании отвечает требованиям в соответствии с ГОСТ Р ИСО 9001, ГОСТ РВ 0015-002 и ЭС РД 009

Офис по работе с юридическими лицами:

105318, г.Москва, ул.Щербаковская д.3, офис 1107, 1118, ДЦ «Щербаковский»

Телефон: +7 495 668-12-70 (многоканальный)

Факс: +7 495 668-12-70 (доб.304)

E-mail: info@moschip.ru

Skype отдела продаж:

moschip.ru

moschip.ru_4

moschip.ru_6

moschip.ru_9