

1.25G ETHERNET MULTI-RATE 10/100/1000BASE-T COPPER SFP TRANSCEIVER

TRPRG1VA1x000E2G



Product Description

TRPRG1VA1x000E2G Copper Small Form Pluggable (SFP) transceivers are high performance, cost effective and compliant with the Gigabit Ethernet and 1000BASE-T standards as specified in IEEE 802.3-2002 and IEEE 802.3ab.

The module has two interfaces: the host interface and the MDI interface. The MDI interface provides 1000Base-T connectivity over the Category-5 cable. The host interface provides the data transfer over the 1.25 GHz PECL differential interface to the host board and control and configuration functions through the serial management interface. The module supports 1000Mbps full duplex with 5-level Pulse Amplitude Modulation (PAM) signals. The default mode of operation after power-up is 1000Base-T, full duplex, over SERDES Interface. All four pairs in the cable are used with symbol rate at 250Mbps on each pair. The module provides standard serial ID information compliant with SFP MSA, which can be accessed with address of A0h via the 2-wire serial bus interface. The physical IC can also be accessed via 2-wire serial bus at address ACh.

The transceivers operate from a single +3.3V power supply over an operating case temperature range of 0°C to +70°C (Commercial), -40°C to +85°C (Industrial) or -5°C to +85°C (Extended). The housing is made of metal for EMI immunity.



Features

- Compatible with IEEE 802.3z, IEEE 802.3u, IEEE 802.3ab
- Compatible with SFP MSA
- Hot-pluggable SFP footprint
- RJ-45 connector assembly
- Access to physical layer IC via 2-wire serial bus
- TX Disable
- Auto MDI/MDIX
- TDR functionality support
- 1000Base-T, full duplex default operating mode over SERDES interface
- 10/100/1000Base-T operation on platforms supporting SGMII
- Metallic enclosure for low EMI
- RoHS6 compliance
- Unshielded cable support;
- FCC Class B compliant

Absolute Maximum Ratings

Parameter		Symbol	Minimum	Maximum	Units
Storage Temperature		T_{ST}	- 40	+ 85	°C
Case Operating Temperature ¹	Commercial	T_{OP}	0	+ 70	°C
	Extended		- 5	+ 85	
	Industrial		- 40	+ 85	

¹ Measured on top side of SFP module at the front center vent hole of the cage

General Specifications

Parameter	Symbol	Minimum	Typical	Maximum	Units
Operating Data Rate	B	10	-	1000	Mb/s
Cable Length ¹	L	-	-	100	m

¹ Category 5 UTP

Electrical Power Supply Characteristics

Parameter	Symbol	Minimum	Typical	Maximum	Units
Input Voltage	V_{CC}	3.13	3.3	3.47	V
Supply Current	I_{CC}	-	-	375	mA
Power Consumption	P_W	-	-	1.2	W
Inrush Current ¹	$I_{in-rush}$	-	-	30	mA

¹ The maximum inrush current during the hot plugging shall not exceed 30 mA.

Input Characteristics

Parameter	Symbol	Minimum	Typical	Maximum	Units	
Input differential impedance	R_{IN}	90	100	110	ohm	
Single ended data input swing	$V_{in, pp}$	250	-	1200	mV	
TX Disable	Disable	V_{IH}	2.0	-	V_{CC}	V
	Enable	V_{IL}	Vee	-	$V_{EE} + 0.8$	V
MOD_DEF1	High	V_{ihmin}	2	-	V_{CC}	V
	Low	V_{ilmax}	Vee	-	$V_{EE} + 0.8$	V
MOD_DEF2 (when host drives)	High	V_{ihmin}	2	-	V_{CC}	V
	Low	V_{ilmax}	Vee	-	$V_{EE} + 0.8$	V

Output Characteristics

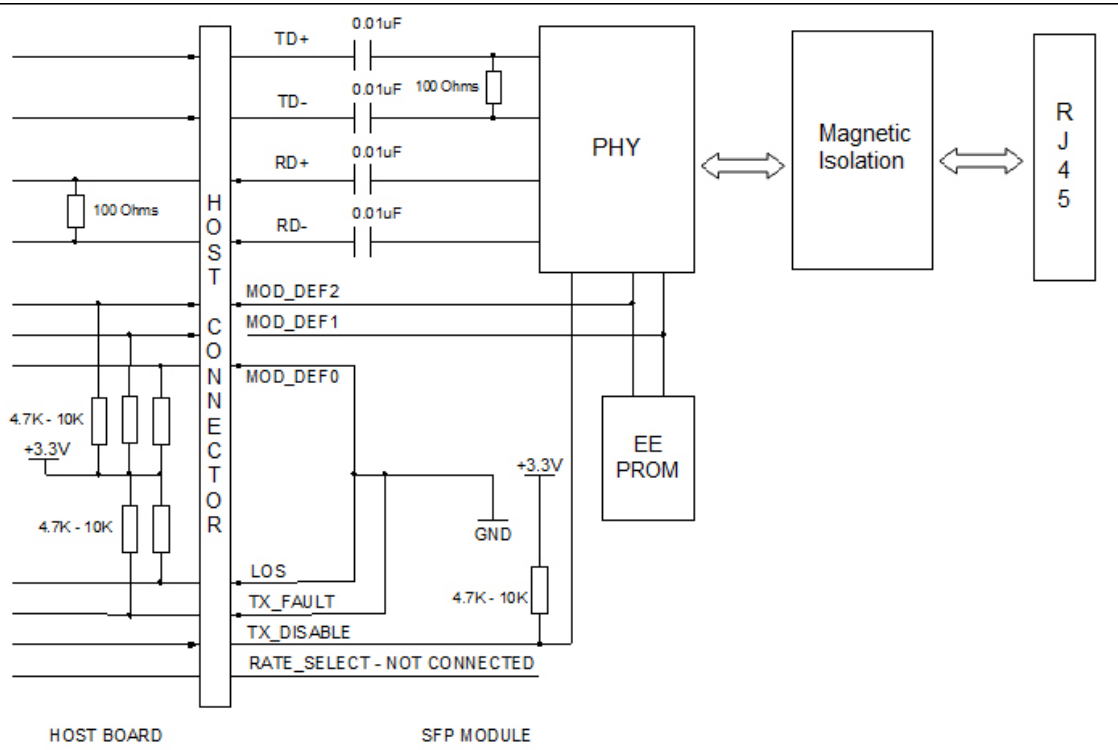
Parameter	Symbol	Minimum	Typical	Maximum	Units	
Single ended data output swing ^{1,2}	$V_{out, pp}$	185	-	600	mV	
Data output rise time (20%-80%)	T_R	-	-	300	ps	
Data output fall time (20%-80%)	T_F	-	-	300	ps	
TX Fault ³	Fault	V_{Fault}	N/A	-	N/A	V
	Normal	V_{Normal}	Vee	-	$V_{EE} + 0.5$	V
LOS ³	Fault	$V_{losFault}$	N/A	-	N/A	V
	Normal	$V_{losNormal}$	Vee	-	$V_{EE} + 0.5$	V
MOD_DEF0 ³	High	V_{ihmin}	N/A	-	N/A	V
	Low	V_{ilmax}	Vee	-	$V_{EE} + 0.5$	V
MOD_DEF2 (when SFP drives)	High	V_{ihmin}	2.3	-	V_{CC}	V
	Low	V_{ilmax}	Vee	-	$V_{EE} + 0.5$	V

¹ Measured with 100 Ohms differential termination.

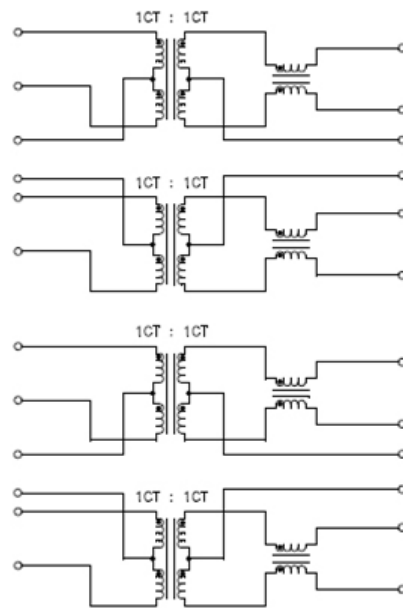
² Old requirement were 350/800 mV. Changed to be compliant with SFF-8431 standard for 10G port EDC applications (1G support in 10G capable SFP+ ports).

³ The signal is grounded on the SFP module.

Block Diagram



Magnetic Isolation Schematic



Host Board Interface

Signal Name	Function	I/O	Connector Pin #
Vee	Ground		1, 9, 10, 11, 14, 17, 20
Vcc	+3.3V	Input	15, 16
RX-	Receive Data, Differential	Output	12
RX+	Receive Data, Differential	Output	13
LOS	Grounded on the SFP	Output	8
TX+	Transmit Data, Differential	Input	18
TX-	Transmit Data, Differential	Input	19
TX_DISABLE	Transmitter Disable, Active High (on 1000Base-T SFP module used as reset)	Input	3
TX_FAULT	Grounded on the SFP Module	Output	2
MOD_DEF(0)	Grounded on the SFP Module	Output	6
MOD_DEF(1)	Serial Clock	Input	5
MOD_DEF(2)	Serial Data	BiDir	4
RATE SELECT	Unused	NC	7

Application Notes

Loss of Signal (LOS): LVTTTL compatible with a maximum voltage of 2.5V. LOS pin can enabled or disabled (Refer to Ordering information).

TX_Fault: TX_Fault pin is not supported, and is always connected to ground.

TX_Disable: It is an input used to reset the transceiver module. This pin is pulled up within the module with a 4.7 K Ω resistor. Low (0 – 0.8 V): Transceiver on; Between 0.8 V and 2.0 V: Undefined; High (2.0 - 3.465 V): Transceiver in reset state; Open: Transceiver in reset state.

Serial Identification and Monitoring: The module definition of SFP is indicated by the three module definition pins, MOD_DEF(0), MOD_DEF(1) and MOD_DEF(2).

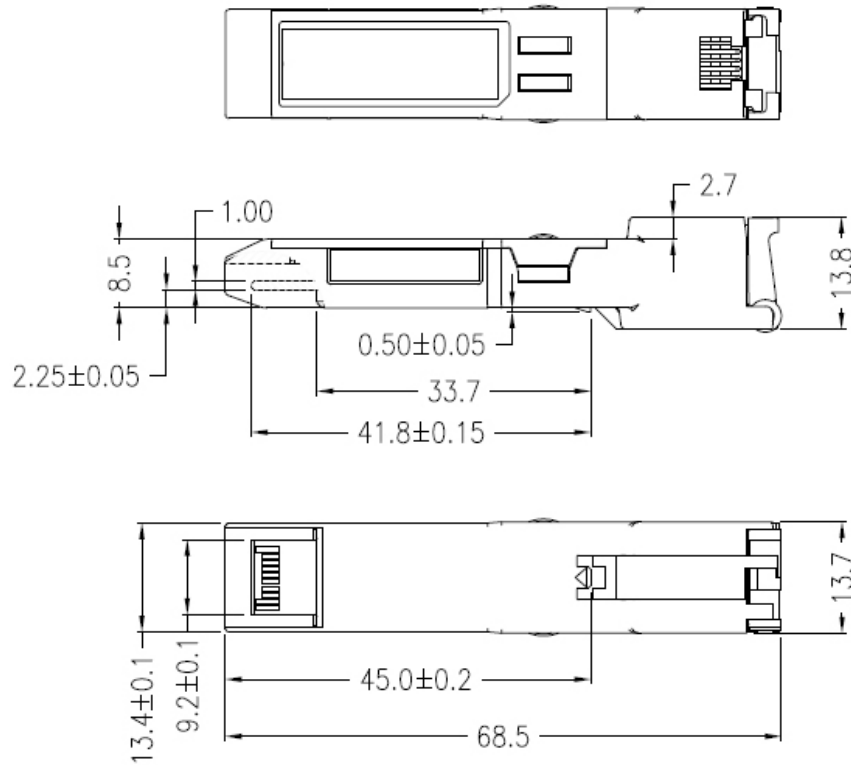
They should be pulled up with a 4.7K~10K resistor on the host board. The pull-up voltage shall be VccT or VccR. MOD_DEF(0)

is grounded by the module to indicate that the module is present. MOD_DEF(1) is the clock line of two wire serial interface for serial ID. MOD_DEF(2) is the data line of two wire serial interface for serial ID.

RD-/+: These are the differential receiver outputs. They are AC coupled 100 differential lines which should be terminated with 100 (differential) at the user SERDES.

TD-/+: These are the differential transmitter inputs. They are AC-coupled, differential lines with 100 differential terminations inside the module.

Module Outline



Dimensions in mm

Ordering Information

Part Number	Speed Mode	MAC Interface	TX Disable function	Link Indicator on RX_LOS Pin	Operating Temperature
TRPRG1VA1C000E2G	10/100/1000Mbps	SGMII	Yes	No	0°C to +70°C
TRPRG1VA1E000E2G	10/100/1000Mbps	SGMII	Yes	No	-5°C to +85°C
TRPRG1VA1I000E2G	10/100/1000Mbps	SGMII	Yes	No	-40°C to +85°C

Mouser Electronics

Authorized Distributor

Click to View Pricing, Inventory, Delivery & Lifecycle Information:

Molex:

[TRPRG1VA1I000E2G](#)

Данный компонент на территории Российской Федерации

Вы можете приобрести в компании MosChip.

Для оперативного оформления запроса Вам необходимо перейти по данной ссылке:

<http://moschip.ru/get-element>

Вы можете разместить у нас заказ для любого Вашего проекта, будь то серийное производство или разработка единичного прибора.

В нашем ассортименте представлены ведущие мировые производители активных и пассивных электронных компонентов.

Нашей специализацией является поставка электронной компонентной базы двойного назначения, продукции таких производителей как XILINX, Intel (ex.ALTERA), Vicor, Microchip, Texas Instruments, Analog Devices, Mini-Circuits, Amphenol, Glenair.

Сотрудничество с глобальными дистрибьюторами электронных компонентов, предоставляет возможность заказывать и получать с международных складов практически любой перечень компонентов в оптимальные для Вас сроки.

На всех этапах разработки и производства наши партнеры могут получить квалифицированную поддержку опытных инженеров.

Система менеджмента качества компании отвечает требованиям в соответствии с ГОСТ Р ИСО 9001, ГОСТ РВ 0015-002 и ЭС РД 009

Офис по работе с юридическими лицами:

105318, г.Москва, ул.Щербаковская д.3, офис 1107, 1118, ДЦ «Щербаковский»

Телефон: +7 495 668-12-70 (многоканальный)

Факс: +7 495 668-12-70 (доб.304)

E-mail: info@moschip.ru

Skype отдела продаж:

moschip.ru

moschip.ru_4

moschip.ru_6

moschip.ru_9