

Available in both 250 and 400-inch stroke ranges, this off-the-shelf linear position sensor is the perfect solution for applications ranging from mobile construction equipment to hydraulic lift tables and anything else in between. The SKD offers compact design, ease of use and the utmost in flexibility. Every unit offers the customer a user-selectable 4-20 mA or 0-10VDC output signal option, an easily adjustable stainless steel mounting bracket for multiple installation options and the ability to change the direction of the electrical connector to accommodate the user's wiring needs.

Our unique electronic circuitry and an extremely durable spring-loaded stainless steel measuring cable deliver an accurate reliable "absolute" position feedback signal over the entire stroke. This model is economically priced making it the perfect solution for both the single piece user and OEM customers alike.

SKD

Cable Actuated Sensor User Selectable 4..20mA / 0..10Vdc Output

Linear Position to 400 inches (10 m)

Compact Design • Simple To Install

User Adjustable Measuring Cable Orientation

IN STOCK for Quick Delivery!

Specifications

Stroke Range Options 250 inches (6.4 m), 400 inches (10.2 m)

User Selectable Output Signal 4...20mA (2-wire) / 0...10 Vdc

Input Voltage, 4...20mA Option 8-40 VDC

Input Voltage, 0...10 VDC Option 12-32 VDC

Accuracy .35% FS.

Repeatability .05% FS.

Resolution essentially infinite

Measuring Cable .031-inch dia. bare stainless steel

Maximum Cable Velocity 60 inches per second

Maximum Cable Acceleration 5 g

Measuring Cable Tension 23 oz. (6.4 N) ±40%

Sensor plastic-hybrid precision potentiometer

Cycle Life ≥ 250,000

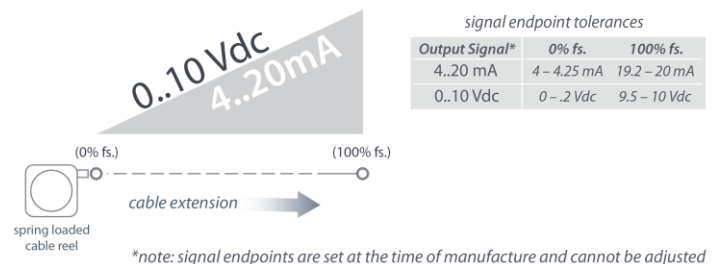
Electrical Connection 4-pin M12 connector, mating plug included

Enclosure glass-filled polycarbonate

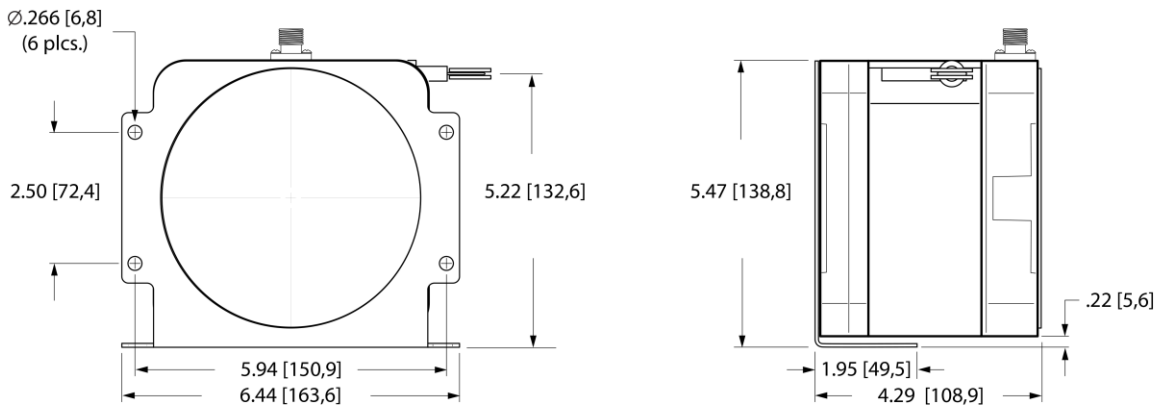
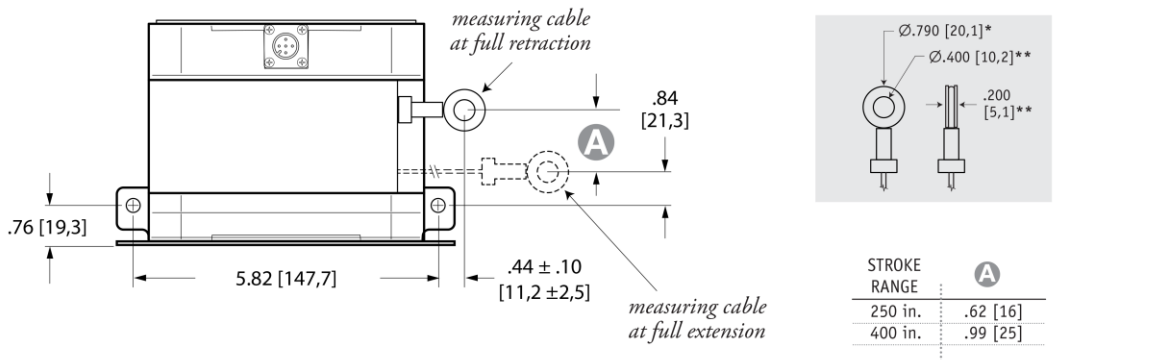
Environmental IP67

Operating Temperature -40° to 185° F (-40° to 85° C)

Output Signal



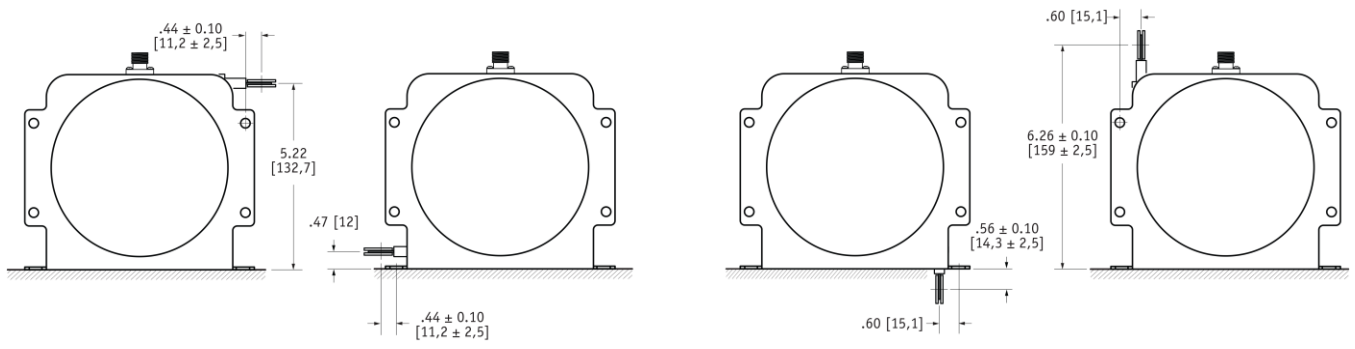
Outline Drawing



DIMENSIONS ARE IN INCHES [MM]
tolerances are 0.04 IN. [1,0 MM] unless otherwise noted.

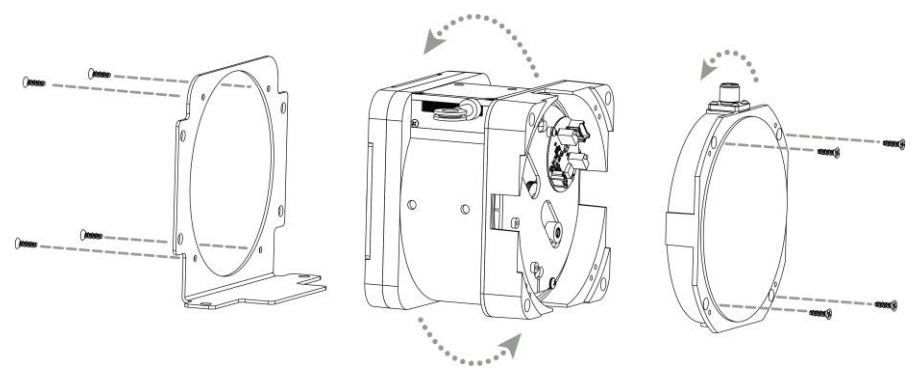
* tolerance = +.005 - .001 [+0,1 -0,0]
** tolerance = +.005 - .005 [+0,1 -0,1]

Mounting Options



To change cable exit direction:
simply remove the 4 bracket mounting screws and rotate sensor body to desired direction.

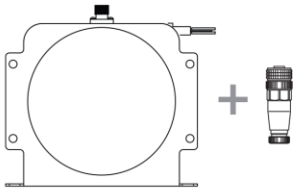
To change electrical connector orientation: remove the 4 rear screws and carefully remove the rear cover and rotate cover.



SKD

User Selectable 4..20mA / 0..10Vdc


Ordering Information



Part Number	full stroke range	accuracy	max. acceleration	measuring cable tension (± 40%)
SKD-250-3	250 in (6.4 m)	.35%	5 g	23 oz. (6,4 N)
SKD-400-3	400 in (10.2 m)	.35%	5 g	23 oz. (6,4N)

includes mounting bracket & mating connector.

Optional Cordsets



Part Number	length	wire size	connector
9036810-0040	13 ft (4 m)	22 AWG (.34mm ²)	straight 4-pin M12

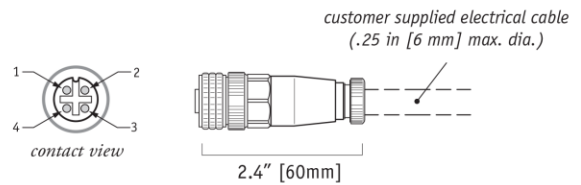


9036810-0041	13 ft (4 m)	22 AWG (.34mm ²)	90° 4-pin M12
---------------------	-------------	------------------------------	---------------

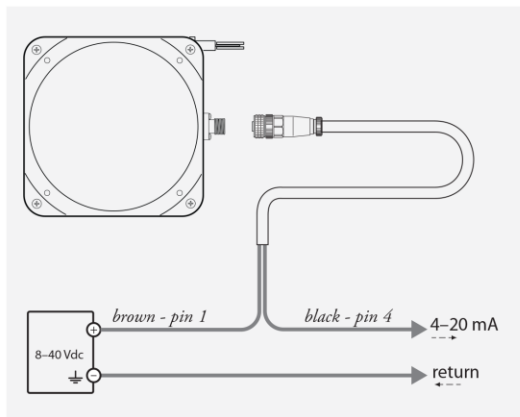
Electrical Connection

Output Signals		field installable connector	optional cordset
0..10Vdc	4..20mA	pin	pin - color
12..32 Vdc	8..40 Vdc	1	1 - brown
0..10 Vdc	n/c	2	2 - white
n/c	n/c	3	3 - blue
common	4..20 mA	4	4 - black

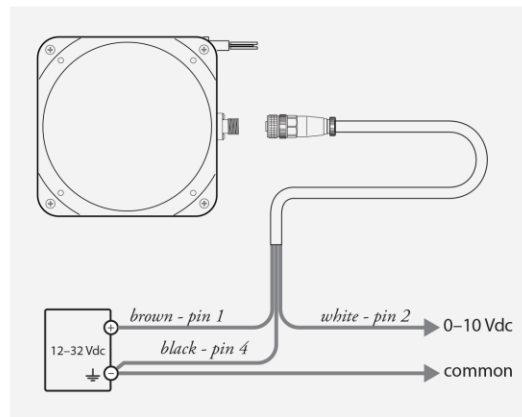
..... field installable connector



4..20 mA Signal Connections



0..10 Vdc Signal Connections



NORTH AMERICA

Measurement Specialties, Inc.,
a TE Connectivity company
20630 Plummer Street
Chatsworth, CA 91311
Tel +1 800 423 5483
Tel +1 818 701 2750
Fax +1 818 701 2799
info@celesco.com

TE.com/sensorsolutions

Measurement Specialties, Inc., a TE Connectivity company.

Measurement Specialties, TE Connectivity, TE Connectivity (logo) and EVERY CONNECTION COUNTS are trademarks. All other logos, products and/or company names referred to herein might be trademarks of their respective owners.

The information given herein, including drawings, illustrations and schematics which are intended for illustration purposes only, is believed to be reliable. However, TE Connectivity makes no warranties as to its accuracy or completeness and disclaims any liability in connection with its use. TE Connectivity's obligations shall only be as set forth in TE Connectivity's Standard Terms and Conditions of Sale for this product and in no case will TE Connectivity be liable for any incidental, indirect or consequential damages arising out of the sale, resale, use or misuse of the product. Users of TE Connectivity products should make their own evaluation to determine the suitability of each such product for the specific application.

© 2015 TE Connectivity Ltd. family of companies All Rights Reserved.

SKD 12/01/2015

Данный компонент на территории Российской Федерации

Вы можете приобрести в компании MosChip.

Для оперативного оформления запроса Вам необходимо перейти по данной ссылке:

<http://moschip.ru/get-element>

Вы можете разместить у нас заказ для любого Вашего проекта, будь то серийное производство или разработка единичного прибора.

В нашем ассортименте представлены ведущие мировые производители активных и пассивных электронных компонентов.

Нашей специализацией является поставка электронной компонентной базы двойного назначения, продукции таких производителей как XILINX, Intel (ex.ALTERA), Vicor, Microchip, Texas Instruments, Analog Devices, Mini-Circuits, Amphenol, Glenair.

Сотрудничество с глобальными дистрибьюторами электронных компонентов, предоставляет возможность заказывать и получать с международных складов практически любой перечень компонентов в оптимальные для Вас сроки.

На всех этапах разработки и производства наши партнеры могут получить квалифицированную поддержку опытных инженеров.

Система менеджмента качества компании отвечает требованиям в соответствии с ГОСТ Р ИСО 9001, ГОСТ РВ 0015-002 и ЭС РД 009

Офис по работе с юридическими лицами:

105318, г.Москва, ул.Щербаковская д.3, офис 1107, 1118, ДЦ «Щербаковский»

Телефон: +7 495 668-12-70 (многоканальный)

Факс: +7 495 668-12-70 (доб.304)

E-mail: info@moschip.ru

Skype отдела продаж:

moschip.ru

moschip.ru_4

moschip.ru_6

moschip.ru_9