

# ADA Series

Special attachment for installation of ADA Series is prepared.

Installation attachment type	Model
F-ADA-1	ADA Series
F-ADA-2	ADA Series
F-ADA-3	ADA Series
F-ADA-4	ADA Series
F-ADA-5	ADA600F

★Refer to Instruction Manual 2.3 for installation A, B and C.

F-ADA-1	F-ADA-2	F-ADA-3
<p>★ Material:SPCC t=2.0 ★ Weight : 35g max</p>	<p>★ Material:SPCC t=2.0 ★ Weight : 45g max</p>	<p>★ Material:SPCC t=2.0 ★ Weight : 55g max</p>

★ M4 screw is requested when mounting. Please check the instruction manual for the size of screw.

<p>①It is use in accordance with installation B. ②It is use in accordance with installation A.</p>	<p>①Using hole-A It is use in accordance with installation B. ②Using hole-B It is use in accordance with installation A.</p>	<p>It is possible to comply with installation A because the space is kept by 30mm.</p>
--	--	--

F-ADA-4	F-ADA-5
<p>★ Material:SPCC t=2.0 ★ Weight : 20g max</p>	<p>★ Material:SPCC t=2.0 ★ Weight : 80g max</p>

★ M4 screw is requested when mounting. Please check the instruction manual for the size of screw.

<p>It is use in accordance with installation C. It is possible to comply with installation A or B when the power supply is vertically installed.</p>	<p>It is possible to install from the rear, and to use from the front. (Only ADA600F)</p>
--	---

Harness to use the function of ADA Series is prepared.

\* Please see the our company home page or consult us about detailed information.

## ADA Series

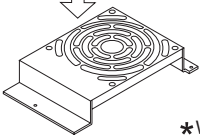
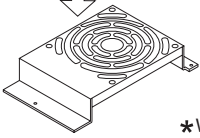
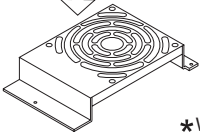
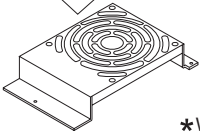
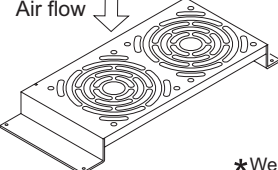
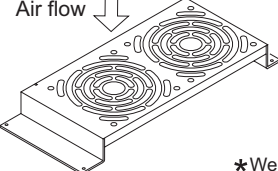
### Mating harness

Model	Harness model #	Contents
ADA Series	H-SN-23	:Harness for using option:-W and/or -R when I/O interface is terminal block type (standard).
	H-IN-11	:Input harness when I/O interface is connector type (option:-J).
	H-OU-26	:Output harness when I/O interface is connector type (option:-J).
	H-PA-5	:Harness for parallel operation when I/O interface is connector type (option:-J).
	H-RC-2	:Harness for using option:-R when I/O interface is connector type (option:-J).

<p>●Model number <b>H-SN-23</b></p> <p>Housing : PHDR-14VS(J.S.T) Pin : SPHD-002T-P0.5(J.S.T) Weight : 6g max</p>	<p>●Type</p>	<p>●Wire</p> <table border="1"> <thead> <tr> <th>Pin #</th> <th>Wire</th> <th>AWG</th> <th>Color</th> <th>Length ℓ (mm)</th> </tr> </thead> <tbody> <tr><td>1</td><td>UL1061</td><td>28</td><td>red</td><td>500</td></tr> <tr><td>2</td><td>UL1061</td><td>28</td><td>black</td><td>500</td></tr> <tr><td>3</td><td>-</td><td>-</td><td>-</td><td>-</td></tr> <tr><td>4</td><td>-</td><td>-</td><td>-</td><td>-</td></tr> <tr><td>5</td><td>-</td><td>-</td><td>-</td><td>-</td></tr> <tr><td>6</td><td>-</td><td>-</td><td>-</td><td>-</td></tr> <tr><td>7</td><td>-</td><td>-</td><td>-</td><td>-</td></tr> <tr><td>8</td><td>-</td><td>-</td><td>-</td><td>-</td></tr> <tr><td>9</td><td>UL1061</td><td>28</td><td>orange</td><td>500</td></tr> <tr><td>10</td><td>UL1061</td><td>28</td><td>blue</td><td>500</td></tr> <tr><td>11</td><td>-</td><td>-</td><td>-</td><td>-</td></tr> <tr><td>12</td><td>-</td><td>-</td><td>-</td><td>-</td></tr> <tr><td>13</td><td>UL1061</td><td>28</td><td>yellow</td><td>500</td></tr> <tr><td>14</td><td>UL1061</td><td>28</td><td>black</td><td>500</td></tr> </tbody> </table>	Pin #	Wire	AWG	Color	Length ℓ (mm)	1	UL1061	28	red	500	2	UL1061	28	black	500	3	-	-	-	-	4	-	-	-	-	5	-	-	-	-	6	-	-	-	-	7	-	-	-	-	8	-	-	-	-	9	UL1061	28	orange	500	10	UL1061	28	blue	500	11	-	-	-	-	12	-	-	-	-	13	UL1061	28	yellow	500	14	UL1061	28	black	500
Pin #	Wire	AWG	Color	Length ℓ (mm)																																																																									
1	UL1061	28	red	500																																																																									
2	UL1061	28	black	500																																																																									
3	-	-	-	-																																																																									
4	-	-	-	-																																																																									
5	-	-	-	-																																																																									
6	-	-	-	-																																																																									
7	-	-	-	-																																																																									
8	-	-	-	-																																																																									
9	UL1061	28	orange	500																																																																									
10	UL1061	28	blue	500																																																																									
11	-	-	-	-																																																																									
12	-	-	-	-																																																																									
13	UL1061	28	yellow	500																																																																									
14	UL1061	28	black	500																																																																									
<p>●Model number <b>H-IN-11</b></p> <p>Housing : 1-178129-6(AMP) Pin : 1-175218-5 equivalent goods(AMP) Weight : 45g max</p>	<p>●Type</p>	<p>●Wire</p> <table border="1"> <thead> <tr> <th>Pin #</th> <th>Wire</th> <th>AWG</th> <th>Color</th> <th>Length ℓ (mm)</th> </tr> </thead> <tbody> <tr><td>B 1</td><td>UL1051</td><td>18</td><td>white</td><td>500</td></tr> <tr><td>A 1</td><td>UL1051</td><td>18</td><td>white</td><td>500</td></tr> <tr><td>B 2</td><td>-</td><td>-</td><td>-</td><td>-</td></tr> <tr><td>A 2</td><td>-</td><td>-</td><td>-</td><td>-</td></tr> <tr><td>B 3</td><td>UL1051</td><td>18</td><td>black</td><td>500</td></tr> <tr><td>A 3</td><td>UL1051</td><td>18</td><td>black</td><td>500</td></tr> </tbody> </table>	Pin #	Wire	AWG	Color	Length ℓ (mm)	B 1	UL1051	18	white	500	A 1	UL1051	18	white	500	B 2	-	-	-	-	A 2	-	-	-	-	B 3	UL1051	18	black	500	A 3	UL1051	18	black	500																																								
Pin #	Wire	AWG	Color	Length ℓ (mm)																																																																									
B 1	UL1051	18	white	500																																																																									
A 1	UL1051	18	white	500																																																																									
B 2	-	-	-	-																																																																									
A 2	-	-	-	-																																																																									
B 3	UL1051	18	black	500																																																																									
A 3	UL1051	18	black	500																																																																									
<p>●Model number <b>H-OU-26</b></p> <p>Housing : 178289-5(AMP) Pin : 1-353717-5 equivalent goods(AMP) Weight : 105g max</p>	<p>●Type</p>	<p>●Wire</p> <table border="1"> <thead> <tr> <th>Pin #</th> <th>Wire</th> <th>AWG</th> <th>Color</th> <th>Length ℓ (mm)</th> </tr> </thead> <tbody> <tr><td>B 1</td><td>UL1007</td><td>16</td><td>red</td><td>500</td></tr> <tr><td>A 1</td><td>UL1007</td><td>16</td><td>red</td><td>500</td></tr> <tr><td>B 2</td><td>UL1007</td><td>16</td><td>red</td><td>500</td></tr> <tr><td>A 2</td><td>UL1007</td><td>16</td><td>red</td><td>500</td></tr> <tr><td>B 3</td><td>UL1007</td><td>16</td><td>red</td><td>500</td></tr> <tr><td>A 3</td><td>UL1007</td><td>16</td><td>black</td><td>500</td></tr> <tr><td>B 4</td><td>UL1007</td><td>16</td><td>black</td><td>500</td></tr> <tr><td>A 4</td><td>UL1007</td><td>16</td><td>black</td><td>500</td></tr> <tr><td>B 5</td><td>UL1007</td><td>16</td><td>black</td><td>500</td></tr> <tr><td>A 5</td><td>UL1007</td><td>16</td><td>black</td><td>500</td></tr> </tbody> </table>	Pin #	Wire	AWG	Color	Length ℓ (mm)	B 1	UL1007	16	red	500	A 1	UL1007	16	red	500	B 2	UL1007	16	red	500	A 2	UL1007	16	red	500	B 3	UL1007	16	red	500	A 3	UL1007	16	black	500	B 4	UL1007	16	black	500	A 4	UL1007	16	black	500	B 5	UL1007	16	black	500	A 5	UL1007	16	black	500																				
Pin #	Wire	AWG	Color	Length ℓ (mm)																																																																									
B 1	UL1007	16	red	500																																																																									
A 1	UL1007	16	red	500																																																																									
B 2	UL1007	16	red	500																																																																									
A 2	UL1007	16	red	500																																																																									
B 3	UL1007	16	red	500																																																																									
A 3	UL1007	16	black	500																																																																									
B 4	UL1007	16	black	500																																																																									
A 4	UL1007	16	black	500																																																																									
B 5	UL1007	16	black	500																																																																									
A 5	UL1007	16	black	500																																																																									
<p>●Model number <b>H-PA-5</b></p> <p>Housing : 171822-2(AMP) Pin : 170204-2 equivalent goods(AMP) Weight : 4g max</p>	<p>●Type</p>	<p>●Wire</p> <table border="1"> <thead> <tr> <th>Pin #</th> <th>Wire</th> <th>AWG</th> <th>Color</th> <th>Length ℓ (mm)</th> </tr> </thead> <tbody> <tr><td>1</td><td>UL1007</td><td>22</td><td>white</td><td>200</td></tr> <tr><td>2</td><td>UL1007</td><td>22</td><td>black</td><td>200</td></tr> </tbody> </table>	Pin #	Wire	AWG	Color	Length ℓ (mm)	1	UL1007	22	white	200	2	UL1007	22	black	200																																																												
Pin #	Wire	AWG	Color	Length ℓ (mm)																																																																									
1	UL1007	22	white	200																																																																									
2	UL1007	22	black	200																																																																									
<p>●Model number <b>H-RC-2</b></p> <p>Housing : 171822-3(AMP) Pin : 170204-2 equivalent goods(AMP) Weight : 7g max</p>	<p>●Type</p>	<p>●Wire</p> <table border="1"> <thead> <tr> <th>Pin #</th> <th>Wire</th> <th>AWG</th> <th>Color</th> <th>Length ℓ (mm)</th> </tr> </thead> <tbody> <tr><td>1</td><td>UL1007</td><td>22</td><td>white</td><td>500</td></tr> <tr><td>2</td><td>-</td><td>-</td><td>-</td><td>-</td></tr> <tr><td>3</td><td>UL1007</td><td>22</td><td>red</td><td>500</td></tr> </tbody> </table>	Pin #	Wire	AWG	Color	Length ℓ (mm)	1	UL1007	22	white	500	2	-	-	-	-	3	UL1007	22	red	500																																																							
Pin #	Wire	AWG	Color	Length ℓ (mm)																																																																									
1	UL1007	22	white	500																																																																									
2	-	-	-	-																																																																									
3	UL1007	22	red	500																																																																									

Fan unit

ADA Series

Fan unit type	Matching model	External	Harness								
FAN-AD6-24	ADA600F-24	<p>Air flow</p>  <p>★Weight : 230g max</p>	<table border="1"> <tr><td colspan="2">Wire</td></tr> <tr><td>Color</td><td>Content</td></tr> <tr><td>red</td><td>POWER</td></tr> <tr><td>black</td><td>GND</td></tr> </table>	Wire		Color	Content	red	POWER	black	GND
Wire											
Color	Content										
red	POWER										
black	GND										
FAN-AD6-48	ADA600F-30 ADA600F-36 ADA600F-48	<p>Air flow</p>  <p>★Weight : 220g max</p>	<table border="1"> <tr><td colspan="2">Wire</td></tr> <tr><td>Color</td><td>Content</td></tr> <tr><td>red</td><td>POWER</td></tr> <tr><td>black</td><td>GND</td></tr> </table>	Wire		Color	Content	red	POWER	black	GND
Wire											
Color	Content										
red	POWER										
black	GND										
FAN-AD7-24	ADA750F-24	<p>Air flow</p>  <p>★Weight : 230g max</p>	<table border="1"> <tr><td colspan="2">Wire</td></tr> <tr><td>Color</td><td>Content</td></tr> <tr><td>red</td><td>POWER</td></tr> <tr><td>black</td><td>GND</td></tr> </table>	Wire		Color	Content	red	POWER	black	GND
Wire											
Color	Content										
red	POWER										
black	GND										
FAN-AD7-48	ADA750F-30 ADA750F-36 ADA750F-48	<p>Air flow</p>  <p>★Weight : 220g max</p>	<table border="1"> <tr><td colspan="2">Wire</td></tr> <tr><td>Color</td><td>Content</td></tr> <tr><td>red</td><td>POWER</td></tr> <tr><td>black</td><td>GND</td></tr> </table>	Wire		Color	Content	red	POWER	black	GND
Wire											
Color	Content										
red	POWER										
black	GND										
FAN-AD1-24	ADA1000F-24	<p>Air flow</p>  <p>★Weight : 450g max</p>	<table border="1"> <tr><td colspan="2">Wire</td></tr> <tr><td>Color</td><td>Content</td></tr> <tr><td>red</td><td>POWER</td></tr> <tr><td>black</td><td>GND</td></tr> </table>	Wire		Color	Content	red	POWER	black	GND
Wire											
Color	Content										
red	POWER										
black	GND										
FAN-AD1-48	ADA1000F-30 ADA1000F-36 ADA1000F-48	<p>Air flow</p>  <p>★Weight : 420g max</p>	<table border="1"> <tr><td colspan="2">Wire</td></tr> <tr><td>Color</td><td>Content</td></tr> <tr><td>red</td><td>POWER</td></tr> <tr><td>black</td><td>GND</td></tr> </table>	Wire		Color	Content	red	POWER	black	GND
Wire											
Color	Content										
red	POWER										
black	GND										

- ★ 1 Handle with care and don't add the impact such as falls or throwing to the unit.
- ★ 2 Exchange the unit after intercepting the input power.
- ★ 3 When the unit is exchanged, make sure there are not loosening of terminal screw and shutting the harness.

# Mouser Electronics

Authorized Distributor

Click to View Pricing, Inventory, Delivery & Lifecycle Information:

Cosel:

[H-RC-2](#) [FAN-AD1-48](#) [FAN-AD7-48](#) [FAN-AD6-48](#)

## Данный компонент на территории Российской Федерации

### Вы можете приобрести в компании MosChip.

Для оперативного оформления запроса Вам необходимо перейти по данной ссылке:

<http://moschip.ru/get-element>

Вы можете разместить у нас заказ для любого Вашего проекта, будь то серийное производство или разработка единичного прибора.

В нашем ассортименте представлены ведущие мировые производители активных и пассивных электронных компонентов.

Нашей специализацией является поставка электронной компонентной базы двойного назначения, продукции таких производителей как XILINX, Intel (ex.ALTERA), Vicor, Microchip, Texas Instruments, Analog Devices, Mini-Circuits, Amphenol, Glenair.

Сотрудничество с глобальными дистрибьюторами электронных компонентов, предоставляет возможность заказывать и получать с международных складов практически любой перечень компонентов в оптимальные для Вас сроки.

На всех этапах разработки и производства наши партнеры могут получить квалифицированную поддержку опытных инженеров.

Система менеджмента качества компании отвечает требованиям в соответствии с ГОСТ Р ИСО 9001, ГОСТ РВ 0015-002 и ЭС РД 009

### Офис по работе с юридическими лицами:

105318, г.Москва, ул.Щербаковская д.3, офис 1107, 1118, ДЦ «Щербаковский»

Телефон: +7 495 668-12-70 (многоканальный)

Факс: +7 495 668-12-70 (доб.304)

E-mail: [info@moschip.ru](mailto:info@moschip.ru)

Skype отдела продаж:

moschip.ru

moschip.ru\_4

moschip.ru\_6

moschip.ru\_9