

GENERAL SPECIFICATIONS FOR SB25, SB60s, SB221s, SB265

Electrical Capacity (Resistive Load)

Power Level: Shown in the following tables

Other Ratings

Contact Resistance:	10 milliohms maximum
Insulation Resistance:	200 megohms minimum @ 500V DC for SB221s, SB25, & SB265; 1,000 megohms minimum @ 500V DC for SB60s.
Dielectric Strength:	1,500V AC minimum for SB265 & SB25 for 1 minute minimum; 2,000V AC minimum between contacts for SB221s & SB60s for 1 minute minimum; 1,500V AC minimum between contacts & case for SB221s & SB60s for 1 minute minimum
Mechanical Life:	50,000 operations minimum for SB221s; 30,000 operations minimum for SB25, SB60s, SB265
Electrical Life:	10,000 operations minimum
Total Travel:	SB221s .116" (2.95mm); SB60s .094" (2.4mm); SB265 .213" (5.4mm); SB25 .195" (4.95mm)
Operating Temp Range:	-10°C through +70°C (+14°F through +158°F)

Materials & Finishes

Cap:	Polybutylene terephthalate (PBT) (AT414)
Plunger:	Polyacetal or brass with nickel plating
Bushing:	Brass with nickel plating
Case:	Phenolic resin or melamine phenolic resin
Case Cover:	Steel with zinc plating
Movable & Stationary Contacts:	Copper with silver plating for SB221s; silver alloy with silver plating for SB25, SB60s, & SB265
Terminals:	Copper with tin plating for SB25 & SB60s; copper with silver plating for SB265



Installation


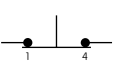
Soldering Time & Temp: Manual Soldering (Solder Lug): See Profile A in Supplement section.

Standards & Certifications

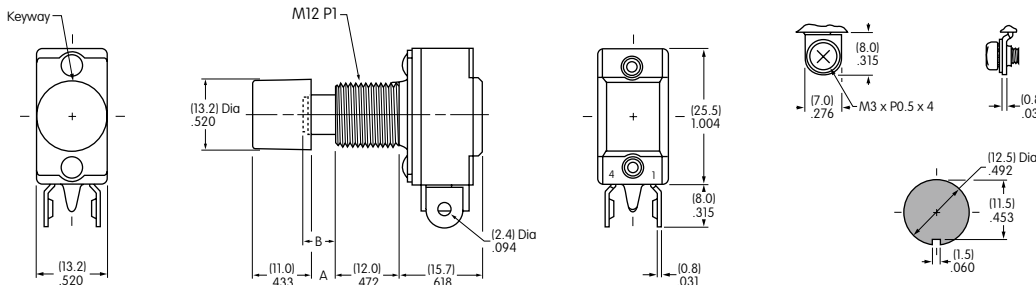
- UL: File No. E44145 - Recognized only when ordered with marking on switch.**
Add "/U" or "/CUL" to end of part number to order UL recognized switch.
UL or cULus recognition designated beside part numbers on following pages.
See Supplement section to find UL or cULus rating details.
- CSA: File No. 023535_0_000 - Certified only when ordered with marking on switch.**
Add "/C" to end of part number to order CSA certified switch.
CSA certification designated beside part numbers on following pages.
See Supplement section to find CSA rating details.

SINGLE POLE WITH SOLDER LUG * OR SCREW LUG

* UL, cULus & CSA recognized only when ordered with marking on switch (see General Specs)			Pushbutton Position/Connected Terminals () = Momentary		Electrical Capacity (Resistive)	
Model	* Approvals UL cULus SP	Pole & Throw	Normal 	Down 	AC 125V	AC 250V
SB221NO	— — ✓	SPST	OFF —	(ON) 1-4	3A	1.5A
SB221NC	✓ — ✓	SPST	ON 1-4	(OFF) —	3A	1.5A
SB221TNO	— — ✓	SPST	OFF —	(ON) 1-4	3A	1.5A
SB221TNC	✓ — ✓	SPST	ON 1-4	(OFF) —	3A	1.5A

Suffix T = Screw Lug **Throw & Schematic:** SPST SB221NO  SPST SB221NC  Note: Terminal numbers are actually on the switch.

Notes: Standard Hardware: AT504M Knurled Nut, AT508 Lockwasher, AT527M Hex Backup Nut. See Accessories & Hardware section.
* Wire harness & cable assemblies offered only in Americas.





Dimension A: .185" (4.7mm) for NO model & .150" (3.8mm) for NC model.
Dimension B Plunger Extension: .197" (5.0mm) for NO model & .161" (4.1mm) for NC model.

Panel Thickness .193" (4.9mm)



SB221NO
Supplied with AT414 Black Cap

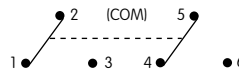
DOUBLE POLE WITH SOLDER LUG *

* UL & cULus recognized only when ordered with marking on switch (see General Specs)			Pushbutton Position/Connected Terminals () = Momentary		Electrical Capacity (Resistive)	
Model	* Approvals UL cULus SP	Pole & Throw	Normal 	Down 	AC 125V	AC 250V
SB61A	✓ — ✓	DPDT	ON 2-3 5-6	(ON) 2-1 5-4	10A	5A
SB61B	— — —	DPDT	ON 2-3 5-6	(ON) 2-1 5-4	3A	1.5A
SB63A	— — —	DPDT	ON 2-3 5-6	(ON) or Lockdown ON 2-1 5-4	10A	5A

Lockdown for SB63A is achieved by actuating and then turning the button clockwise.

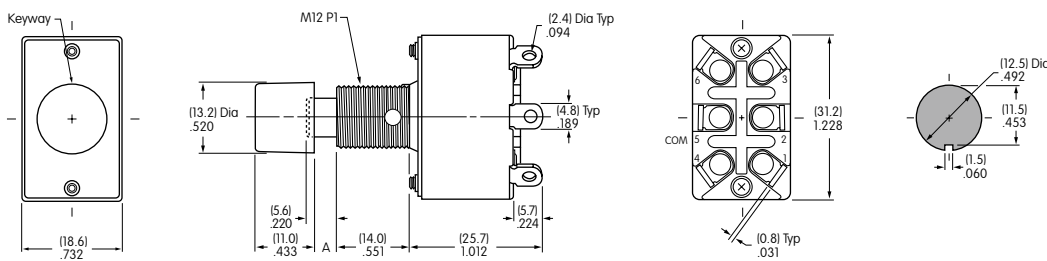
Throw & Schematic:

DPDT



Note: Terminal numbers are actually on the switch.

Notes: Standard Hardware: AT504M Knurled Nut, AT508 Lockwasher, AT527M Hex Backup Nut. See Accessories & Hardware section.
* Wire harness & cable assemblies offered only in Americas.



Dimension A: .169" (4.3mm) for SB61 model and .130" (3.3mm) for SB63 model.

Panel Thickness .193" (4.9mm)



SB61A
Supplied with AT414 Black Cap

Toggles

Rockers

Pushbuttons

Illuminated PB

Programmable

Keylocks

Rotaries

Slides

Tactiles

Tilt

Touch

Indicators

Accessories

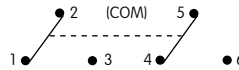
Supplement

DOUBLE POLE WITH SOLDER LUG *

* UL, cULus & CSA recognized only when ordered with marking on switch (see General Specs)			Pushbutton Position/Connected Terminals () = Momentary		Electrical Capacity (Resistive)	
Model	* Approvals	Pole & Throw	Normal	Down	AC 125V	AC 250V
SB25	✓ ✓ ✓	DPDT	ON 2-3 5-6	ON 2-1 5-4	15A	9A

Throw & Schematic:

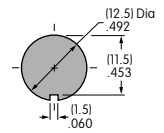
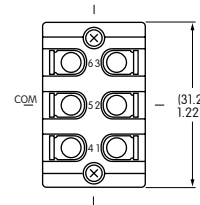
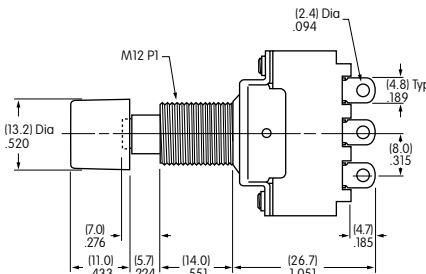
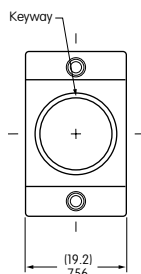
DPDT



Note: Terminal numbers are actually on the switch.

Notes: Standard Hardware: AT504M Knurled Nut, AT508 Lockwasher, AT527M Hex Backup Nut. See Accessories & Hardware section.

* Wire harness & cable assemblies offered only in Americas.



SB25

Supplied with AT414 Black Cap

Panel Thickness .193" (4.9mm)

SINGLE POLE WITH SOLDER LUG *

* UL, cULus & CSA recognized only when ordered with marking on switch (see General Specs)			Pushbutton Position/Connected Terminals () = Momentary		Electrical Capacity (Resistive)	
Model	* Approvals	Pole & Throw	Normal	Down	AC 125V	AC 250V
SB265	✓ ✓ ✓	SPST	ON 1-4	OFF —	6A	3A

Throw & Schematic:

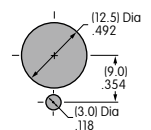
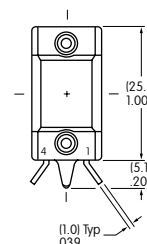
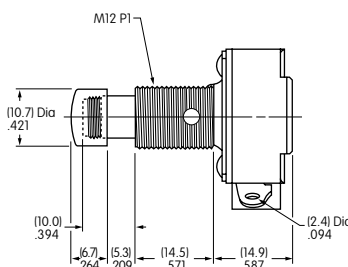

SPST



Note: Terminal numbers are actually on the switch.

Notes: Standard Hardware: AT504M Knurled Nut, AT508 Lockwasher, AT527M Hex Backup Nut. See Accessories & Hardware section.

* Wire harness & cable assemblies offered only in Americas.



SB265

Supplied with Chrome Plated Brass Cap

Panel Thickness .291" (7.4mm)

Данный компонент на территории Российской Федерации

Вы можете приобрести в компании MosChip.

Для оперативного оформления запроса Вам необходимо перейти по данной ссылке:

<http://moschip.ru/get-element>

Вы можете разместить у нас заказ для любого Вашего проекта, будь то серийное производство или разработка единичного прибора.

В нашем ассортименте представлены ведущие мировые производители активных и пассивных электронных компонентов.

Нашей специализацией является поставка электронной компонентной базы двойного назначения, продукции таких производителей как XILINX, Intel (ex.ALTERA), Vicor, Microchip, Texas Instruments, Analog Devices, Mini-Circuits, Amphenol, Glenair.

Сотрудничество с глобальными дистрибьюторами электронных компонентов, предоставляет возможность заказывать и получать с международных складов практически любой перечень компонентов в оптимальные для Вас сроки.

На всех этапах разработки и производства наши партнеры могут получить квалифицированную поддержку опытных инженеров.

Система менеджмента качества компании отвечает требованиям в соответствии с ГОСТ Р ИСО 9001, ГОСТ РВ 0015-002 и ЭС РД 009

Офис по работе с юридическими лицами:

105318, г.Москва, ул.Щербаковская д.3, офис 1107, 1118, ДЦ «Щербаковский»

Телефон: +7 495 668-12-70 (многоканальный)

Факс: +7 495 668-12-70 (доб.304)

E-mail: info@moschip.ru

Skype отдела продаж:

moschip.ru

moschip.ru_4

moschip.ru_6

moschip.ru_9