

Accessories

ZGGZ80 - Interconnection Strip



ZGGZ80-1

- Designed for the co-operation with plug-in sockets of miniature relays and with interface relays PI84 and PI85, which are equipped with screw terminals; sockets and relays are mounted on 35 mm rail mount acc. to PN-EN 60715,
- Bridges common input signals (coil terminals A1 or A2) or output signals - see photo at the top,
- Maximum permissible current is 10 A / 250 V AC,
- Possibility of connection of 8 sockets or relays,
- Colors of strips: ZGGZ80-1 grey

ZGGZ80-1

Plug-in sockets

GZT 80
GZM 80
GZT 92
GZM 92

Relays for plugin sockets


RM84, RM85, RM87
RM84, RM85, RM87
RM84, RM85, RM87
RM84, RM85, RM87

Relays socket combination

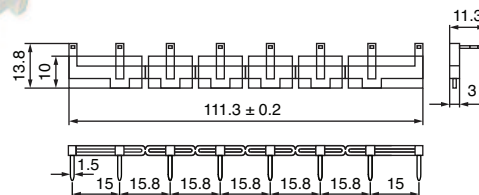
PI84-...-M..G (GZT80+RM84)
PI84-...-00L (GZM80+RM84)
PI85-...-M..G (GZT80+RM85)
PI85-...-00L (GZM80+RM85)

Interface relay PI84 (PI85) is offered as a set: plug-in socket GZT80 or GZM80 + miniature relay RM84 (RM85) + signalling / protecting module type M... + retainer / retractor clip GZT80-0040 + description plate GZT80-0035.

Altech Custom Assemblies



Dimensions



Altech provides quick turnaround and competitive prices on assemblies.

For complete assemblies contact Altech.



ZGGZ4-1


- Designed for the co-operation with plug-in sockets of miniature industrial relays and with interface relays PIR2, PIR3 and PIR4, which are equipped with screw terminals; sockets and relays are mounted on 35 mm rail mount acc. to PN-EN 60715,
- Bridges common input signals (coil terminals A1 or A2) or output signals - see photo at the top,
- Maximum permissible current is 10 A / 250 V AC,
- Possibility of connection of 6 sockets or relays,
- Colors of strips: ZGGZ4-1 grey

ZGGZ4-1

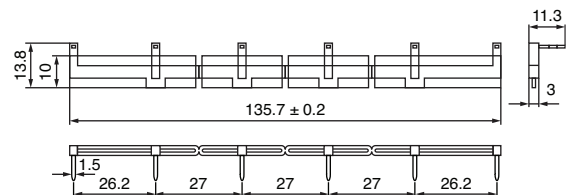
Plug-in sockets	Relays for plugin sockets	Relays socket combination
GZT2	R2	PIR2-...-00L (GZM2+R2)
GZM2	R2	
GZT3	R3	PIR3-...-00L (GZM3+R3)
GZM3	R3	
GZT4	R4	PIR4-...-00L (GZM4+R4)
GZM4	R4	

Interface relay PIR2 (PIR3, PIR4) is offered as a set: plug-in socket GZM2 (GZM3, GZM4) + miniature industrial relay R2 (R3, R4) + signalling / protecting module type M... + retainer / retractor clip GZT4-0040 + description plate GZT4-0035.

Altech Custom Assemblies



Dimensions



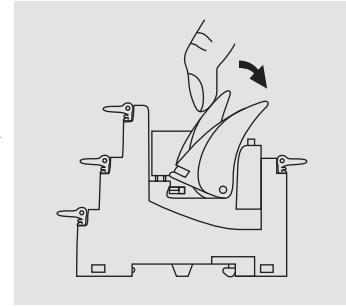
Altech provides quick turnaround and competitive prices on assemblies.

For complete assemblies contact Altech.

Accessories For Industrial Relays

Signalling / protecting module
type M...

Electromagnetic
relay








Removing the relay from the socket
with a retractor / retractor clip.

Retainer / retractor clip

Screw terminals
plug-in socket


Description plate



Type of plug-in socket	GZT80, GZT92 GZM80, GZM92	GZT2, GZT3, GZT4 GZM2, GZM3, GZM4
Retainer / retractor clips		
Type	GZT80-0040	GZT4-0040
Color	gray	gray
Description plates		
Type	GZT80-0035	GZT4-0035
color	white	white
For relays	RM84, RM85, RM87	R2, R3, R4
Height of relay	15...16.5 mm	35.6 mm

For sockets type: GZT80, GZT92, GZM80, GZM92, GZS80, GZS92, ES 32, GZT2, GZT3, GZT4, GZM2, GZM3, GZM4

Modules are parallel connected with relay coil.
Polarity P: -A1/+A2. Polarity N: +A1/-A2.



Part Number	Color	Modules	Layout	Layout
M21P		Module D (polarization P) It limits overvoltage on DC coils.		6/230 V DC
M21N		Module D (polarization N) It limits overvoltage on DC coils.		6/230V DC
M31R M32R M33R	red red red	Module LD (polarization P) It limits overvoltage on DC coils. Coil energizing indication.		6/24 V DC 24/60 V DC 110/230V DC
M31G* M32G M33G	green green green			6/24 V DC 24/60 V DC 110/230V DC
▶ M41G ▶ M42G ▶ M43G	green green green			Module LD (polarization N) It limits overvoltage on DC coils. Coil energizing indication.
▶ M51 ▶ M52 ▶ M53		Module RC It protects against EMC disturbance. It limits overvoltage.		6/24V AC 24/60V AC 110/240V AC
M61R M62R M63R M61G* M62G M63G*	red red red green green green	Module L Coil energizing indication.		6/24V AC/DC 24/60V AC/DC 110/230V AC/DC 6/24V AC/DC 24/60V AC/DC 110/230V AC/DC
M91R M92R M93R ▶ M91G ▶ M92G ▶ M93G	red red red green green green			Module LV It limits overvoltage on AC and DC coils. Coil energizing indication.
M71 M72 M73		Module V It limits overvoltage on AC and DC coils. No indication.		24V AC 130V AC 230V AC
M103		Module R It limits overvoltage on AC coils.		110/230V AC

▶ **BOLD** - Regular stocked items.

Additional Features for Industrial Relays

Explantions for Additional Features

Type	Description	For industrial relays
W	mechanical indicator	R2, R3, R4, R15 - DPDT, 3PDT
T	lockable front test button, orange colour - AC coils, green colour - DC coils	R2, R3, R4, R15 - DPDT, 3PDT
L	light indicator (LED diode), located inside the relay	R2, R3, R4, RY2, R15 - DPDT, 3PDT, 4PDT RUC, RUC-M
D	surge suppression element (diode) - only for DC coils	R2, R3, R4, RY2, R15 - DPDT, 3PDT, 4PDT
V	surge suppression element (varistor) - only for AC coils	R15 - DPDT, 3PDT
K	test button without block function	R15 - 4PDT RUC

WT = mechanical indicator + lockable front test button; basic features of standard industrial relays: R2, R3, R4, R15 - DPDT, 3PDT - for plug-in sockets. Detailed information for individual relays: see "Ordering codes - Additional features".

Available combinations:

WT, WTL, WTD, WTL D - in relays R2, R3, R4 for plug-in sockets

L, D, LD - in relays RY2 for plug-in sockets


WT, WTL, WTD, WTL D, WTV, WTLV - in relays R15 - DPDT, 3PDT for plug-in sockets

K, L, D, KL, KD, LD, KLD - in relays R15 - 4PDT for plug-in sockets

K, L, KL - in relays RUC

L - in relays RUC-M




TEST BUTTONS Type T



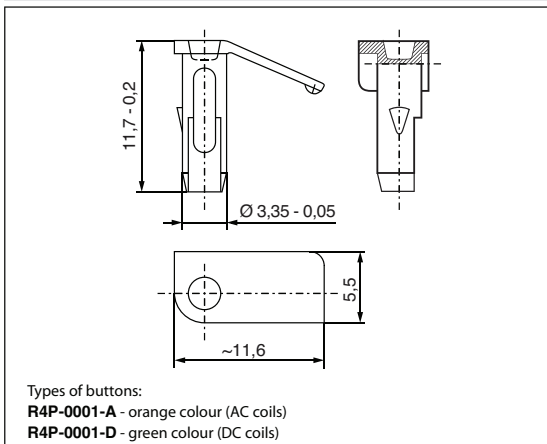
Test Buttons (no latching) and Plugs

Test buttons are available for R2...WT, R3...WT, R4...WT, R15...WT DPDT, R15...WT 3PDT, relays - **for applications that do not require permanent contact latching**. By manual operation (pressing the button, see figures 1A and 1B) relay contacts can get switched for as long time as long the button is pressed. Contacts return to initial position as soon as pressure is released from the button. Those operations can be done while the coil is deenergized. Button R4P-0001 or R15-M404 can be easily inserted by the Customer after removal of button type T (see figure 1B).

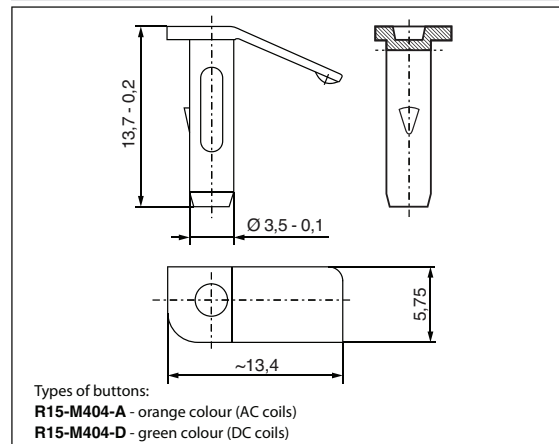
Button type T can be removed with screwdriver as shown in figure 2.



Dimensions - test button R4P-0001
for relays **R2...WT, R3...WT, R4...WT**

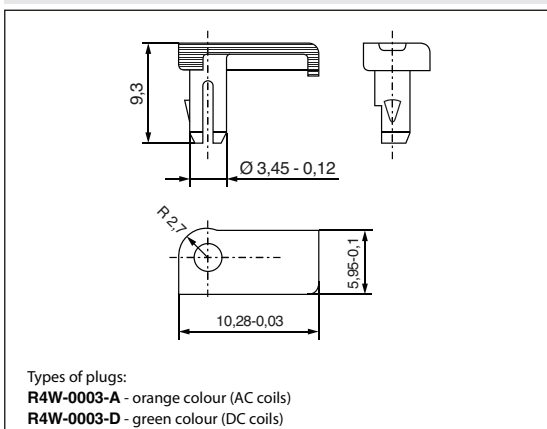


Dimensions - test button R15-M404
for relays **R15...WT - DPDT, 3PDT**

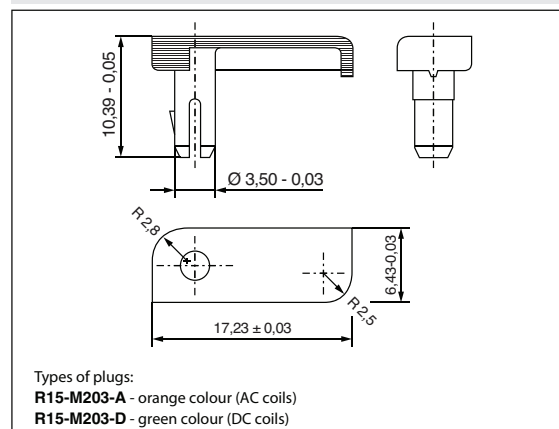


Plugs R4W-0003 or R15-M203 can substitute button type T if manual operation (latching and testing) is not allowed. Changing button type T for plug can be done by Customer themselves in the same way as changing button type T for button (no latching).

Dimensions - plug R4W-0003
for relays **R2...WT, R3...WT, R4...WT**



Dimensions - plug R15-M203
for relays **R15...WT - DPDT, 3PDT**



Данный компонент на территории Российской Федерации

Вы можете приобрести в компании MosChip.

Для оперативного оформления запроса Вам необходимо перейти по данной ссылке:

<http://moschip.ru/get-element>

Вы можете разместить у нас заказ для любого Вашего проекта, будь то серийное производство или разработка единичного прибора.

В нашем ассортименте представлены ведущие мировые производители активных и пассивных электронных компонентов.

Нашей специализацией является поставка электронной компонентной базы двойного назначения, продукции таких производителей как XILINX, Intel (ex.ALTERA), Vicor, Microchip, Texas Instruments, Analog Devices, Mini-Circuits, Amphenol, Glenair.

Сотрудничество с глобальными дистрибьюторами электронных компонентов, предоставляет возможность заказывать и получать с международных складов практически любой перечень компонентов в оптимальные для Вас сроки.

На всех этапах разработки и производства наши партнеры могут получить квалифицированную поддержку опытных инженеров.

Система менеджмента качества компании отвечает требованиям в соответствии с ГОСТ Р ИСО 9001, ГОСТ РВ 0015-002 и ЭС РД 009

Офис по работе с юридическими лицами:

105318, г.Москва, ул.Щербаковская д.3, офис 1107, 1118, ДЦ «Щербаковский»

Телефон: +7 495 668-12-70 (многоканальный)

Факс: +7 495 668-12-70 (доб.304)

E-mail: info@moschip.ru

Skype отдела продаж:

moschip.ru

moschip.ru_4

moschip.ru_6

moschip.ru_9