

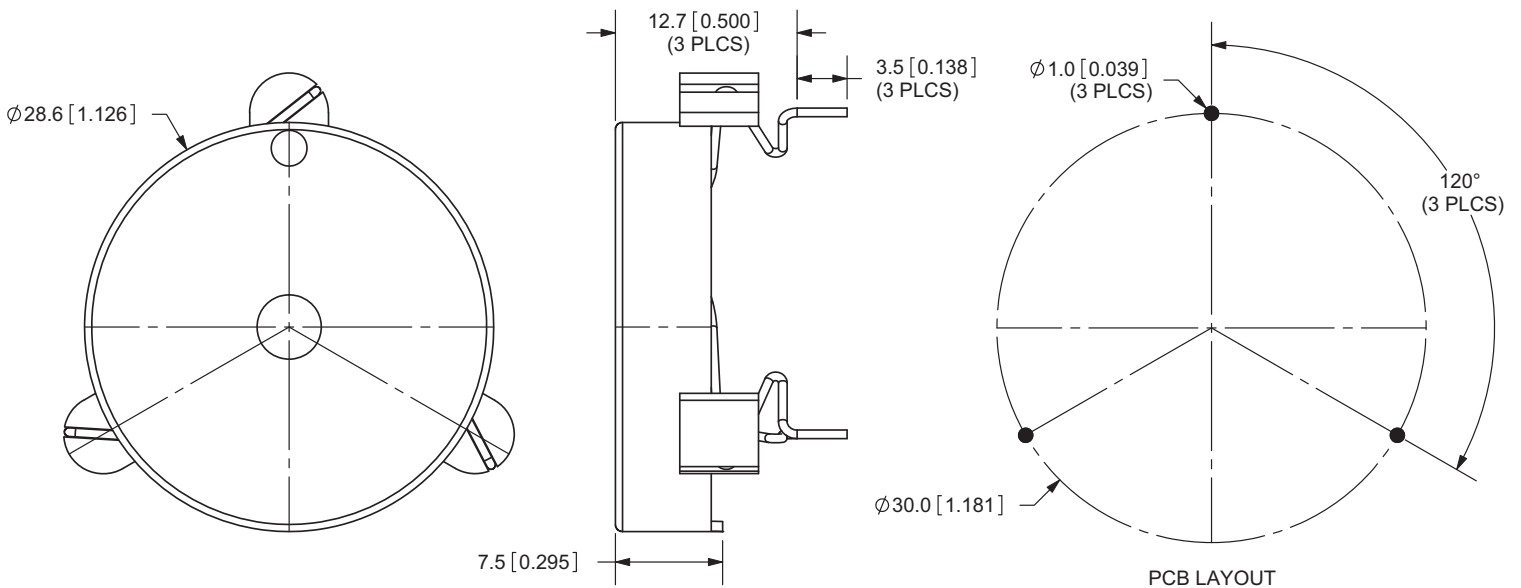
PART NUMBER: CPE-2883

DESCRIPTION: PIEZO AUDIO TRANSDUCER

SPECIFICATIONS

parameter	conditions/description	min	nom	max	units
operating frequency		2.5	3	3.5	K Hz
operating voltage		3		28	V dc
operating current	at 12 V dc			8	mA
sound pressure level	at 30 cm / 12 V dc	83			dB
rated voltage		12			V dc
tone	continuous				
operating temperature		-30		85	°C
storage temperature		-40		95	°C
dimenstions	ø28.6 x H7.5 mm				
weight				3.8	g
material	ABS UL-94 1/16" HB high heat (black)				
terminal	pin type (au plating)				
RoHS	yes				

APPEARANCE DRAWING



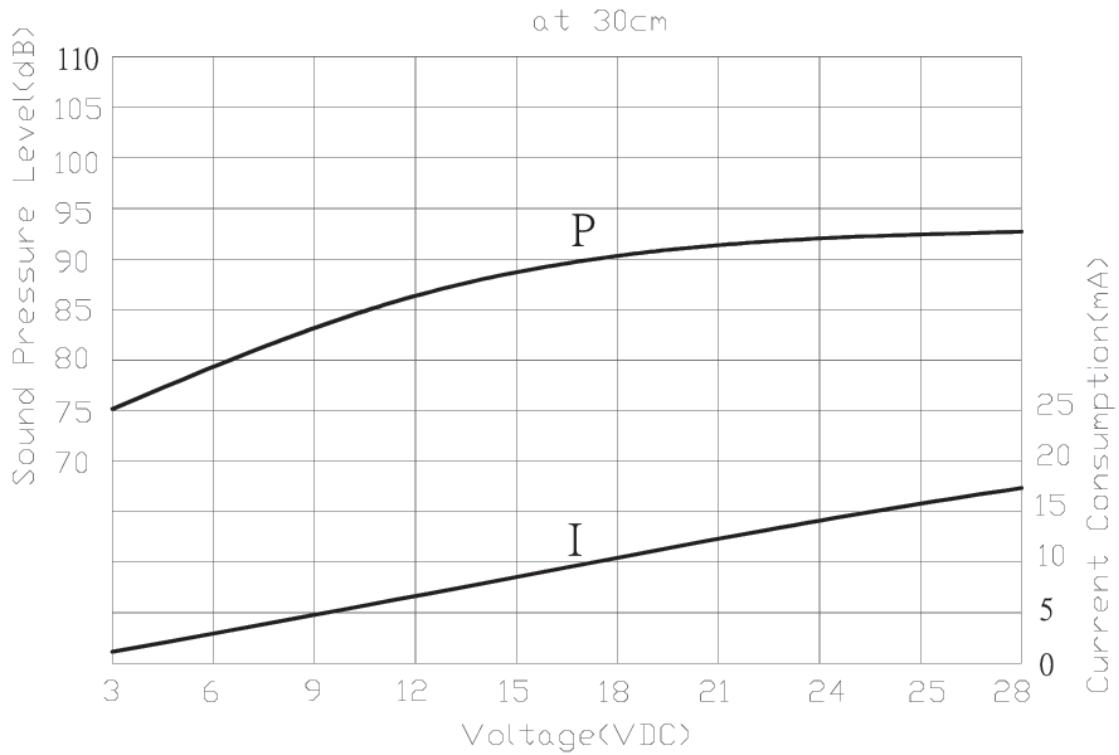
TOLERANCE:
±0.3mm UNLESS OTHERWISE
SPECIFIED



PART NUMBER: CPE-2883

DESCRIPTION: PIEZO AUDIO TRANSDUCER

VOLTAGE: SPL / CURRENT CONSUMPTION CHARACTERISTICS

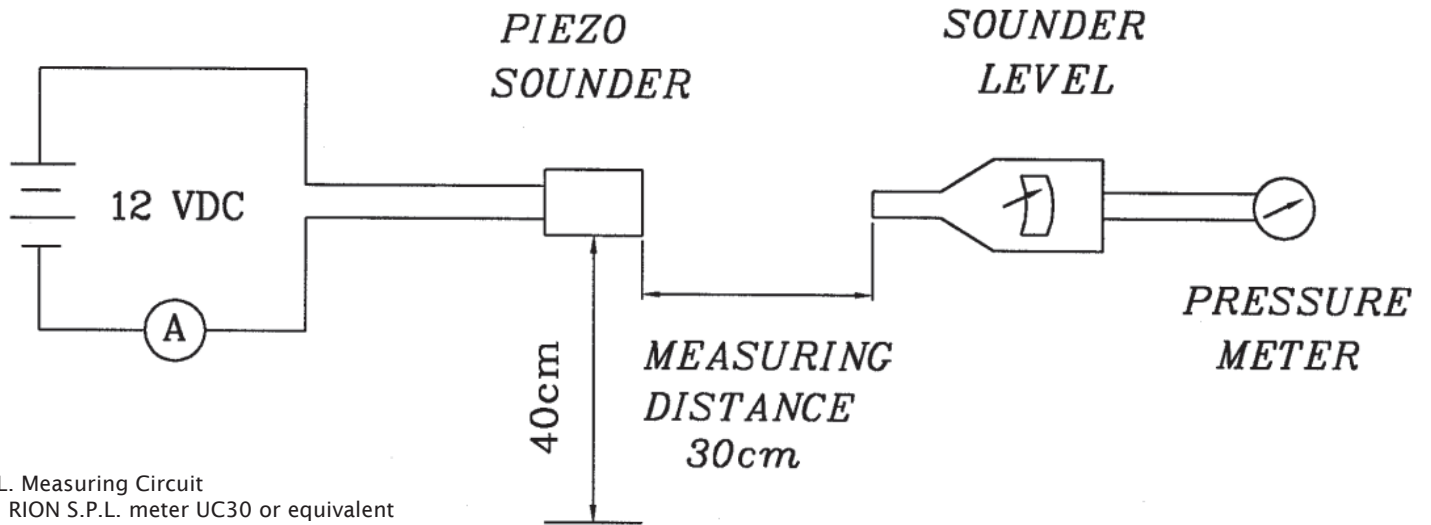


PART NUMBER: CPE-2883

DESCRIPTION: PIEZO AUDIO TRANSDUCER

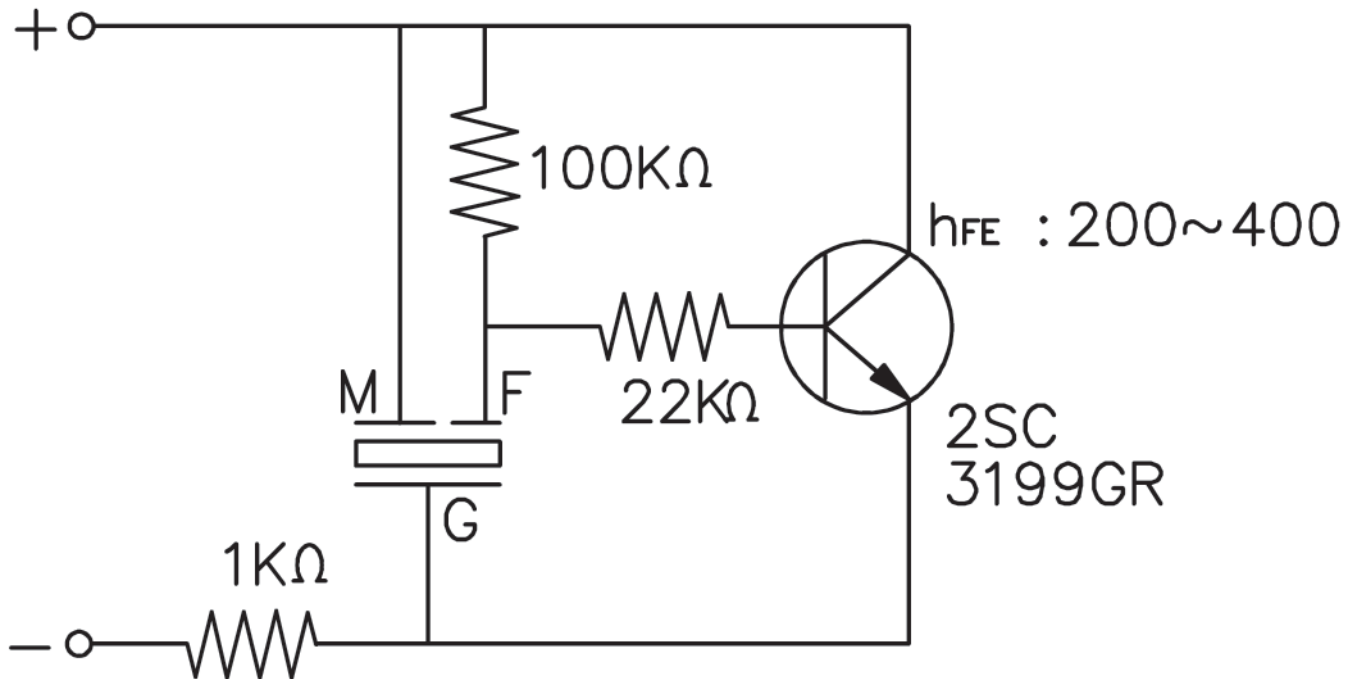
MEASUREMENT METHOD

1) S.P.L. measuring circuit



S.P.L. Measuring Circuit
Mic: RION S.P.L. meter UC30 or equivalent

2) The current consumption and the sound pressure level are measured by using the recommended driving circuit as shown below.





PART NUMBER: CPE-2883

DESCRIPTION: PIEZO AUDIO TRANSDUCER

MECHANICAL CHARACTERISTICS

item	test condition	evaluation standard
solderability ¹	Lead terminals are immersed in rosin for 5 seconds and then immersed in a solder bath of +270 ±5°C for 3 ±1 seconds.	90% min. of the lead terminals will be wet with solder. (except the edge of the terminal)
soldering heat resistance	Lead terminals are immersed up to 1.5 mm from the buzzer's body in a solder bath of 300 ±5°C for 3 ±0.5 seconds or 260 ±5°C for 10 ±1 second.	No interference in operation.
terminal mechanical strength	The force of 9.8 N is applied for 10 sec. to each terminal in axial direction.	No damage or cutting off.
vibration test	The buzzer should be measured after a vibration amplitude of 1.5 mm with 10 ~ 55 Hz band of vibration frequency to each of the 3 perpendicular directions for 2 hours.	The value of oscillation frequency / current consumption should be ±10% of the initial measurements. The SPL should be within ±10dB compared with the initial measurement.
drop test	The buzzer without packaging is subjected to 3 drops on each axis from the height of 75 cm onto a 40 mm thick wooden board.	

Notes: 1. Not recommended for wave soldering

ENVIRONMENT TEST

item	test condition	evaluation standard
high temperature test	After being placed in a chamber at +95°C for 240 hours.	The buzzer will be measured after being placed at +25°C for 4 hours. The value of the oscillation frequency / current consumption should be ±10% compared to the initial measurements. The SPL should be within ±10dB compared to the initial measurements.
low temperature test	After being placed in a chamber at -40°C for 240 hours.	
humidity test	After being placed in a chamber at +40°C and 90 ±5% RH for 240 hours.	
temperature cycle test	The part will be subjected to 5 cycles. One cycle will consist of:	
	<p>The diagram shows a temperature cycle over a total duration of 3 hours. The cycle consists of the following segments: 0.5hr at -40°C, 0.5hr ramping up to +25°C, 0.25hr at +25°C, 0.5hr ramping up to +95°C, 0.5hr at +95°C, 0.5hr ramping down to +25°C, and 0.25hr at +25°C.</p>	

RELIABILITY TEST

item	test condition	evaluation standard
operating (life test)	<p>1. Continuous life test: The part will be subjected to 48 hours of continuous operation at 70°C with rated voltage applied.</p> <p>2. Intermittent life test: A duty cycle of 1 minute on, 1 minute off, a minimum of 5,000 times at room temp (+25 ±2°C) with rated voltage applied.</p>	The buzzer will be measured after being placed at +25°C for 4 hours. The value of the oscillation frequency / current consumption should be ±10% compared to the initial measurements. The SPL should be within ±10dB compared to the initial measurements.

TEST CONDITIONS

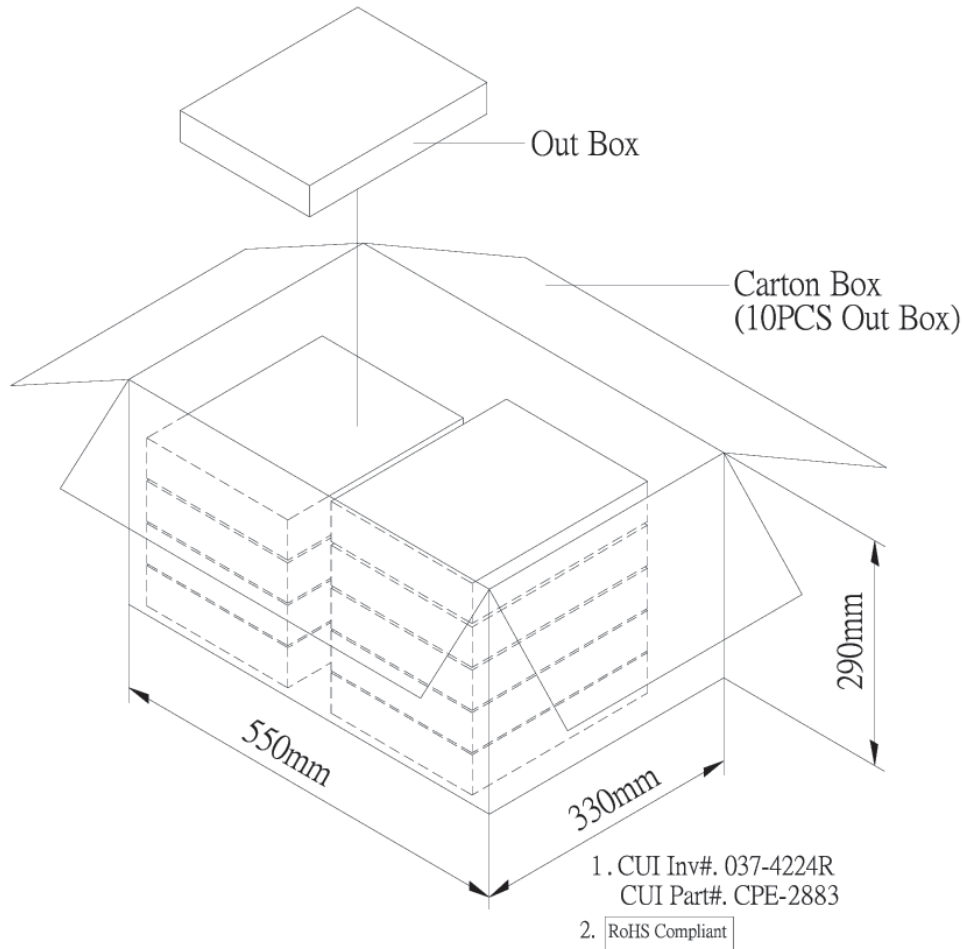
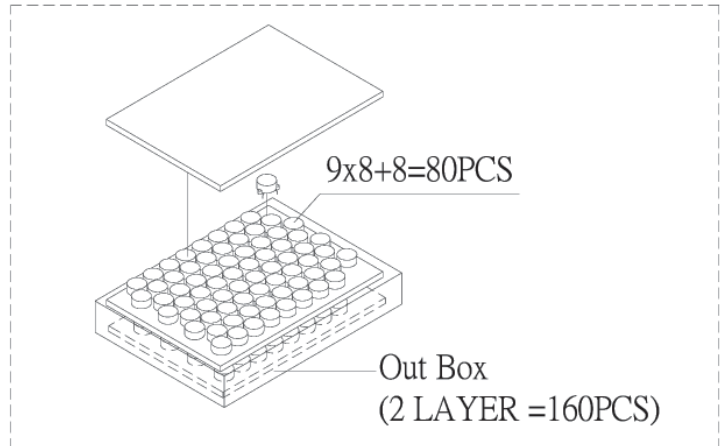
standard test conditions	a) Temperature: +5 ~ +35°C	b) Humidity: 45 ~ 85%	c) Pressure: 860 ~ 1060 mbar
judgement test conditions	a) Temperature: +25 ±2°C	b) Humidity: 60 ~ 70%	c) Pressure: 860 ~ 1060 mbar



PART NUMBER: CPE-2883

DESCRIPTION: PIEZO AUDIO TRANSDUCER

PACKAGING



Out Box	310mmx248mmx49mm	2x80PCS=160PCS
Carton Box	550mmx330mmx290mm	160PCSx10=1,600PCS

Данный компонент на территории Российской Федерации

Вы можете приобрести в компании MosChip.

Для оперативного оформления запроса Вам необходимо перейти по данной ссылке:

<http://moschip.ru/get-element>

Вы можете разместить у нас заказ для любого Вашего проекта, будь то серийное производство или разработка единичного прибора.

В нашем ассортименте представлены ведущие мировые производители активных и пассивных электронных компонентов.

Нашей специализацией является поставка электронной компонентной базы двойного назначения, продукции таких производителей как XILINX, Intel (ex.ALTERA), Vicor, Microchip, Texas Instruments, Analog Devices, Mini-Circuits, Amphenol, Glenair.

Сотрудничество с глобальными дистрибьюторами электронных компонентов, предоставляет возможность заказывать и получать с международных складов практически любой перечень компонентов в оптимальные для Вас сроки.

На всех этапах разработки и производства наши партнеры могут получить квалифицированную поддержку опытных инженеров.

Система менеджмента качества компании отвечает требованиям в соответствии с ГОСТ Р ИСО 9001, ГОСТ РВ 0015-002 и ЭС РД 009

Офис по работе с юридическими лицами:

105318, г.Москва, ул.Щербаковская д.3, офис 1107, 1118, ДЦ «Щербаковский»

Телефон: +7 495 668-12-70 (многоканальный)

Факс: +7 495 668-12-70 (доб.304)

E-mail: info@moschip.ru

Skype отдела продаж:

moschip.ru

moschip.ru_4

moschip.ru_6

moschip.ru_9