



# 6th Generation Intel<sup>®</sup> Processor for U/Y-Platforms

Datasheet, Volume 1 of 2

---

*Supporting the 6th Generation Intel<sup>®</sup> Core™ Processor, Intel<sup>®</sup> Pentium<sup>®</sup> Processor, and Intel<sup>®</sup> Celeron<sup>®</sup> Processor Families*

*August 2018*



You may not use or facilitate the use of this document in connection with any infringement or other legal analysis concerning Intel products described herein. You agree to grant Intel a non-exclusive, royalty-free license to any patent claim thereafter drafted which includes subject matter disclosed herein.

No license (express or implied, by estoppel or otherwise) to any intellectual property rights is granted by this document.

All information provided here is subject to change without notice. Contact your Intel representative to obtain the latest Intel product specifications and roadmaps.

The products described may contain design defects or errors known as errata which may cause the product to deviate from published specifications. Current characterized errata are available on request.

Copies of documents which have an order number and are referenced in this document may be obtained by calling 1-800-548-4725 or by visiting: <http://www.intel.com/design/literature.htm>.

Intel technologies' features and benefits depend on system configuration and may require enabled hardware, software or service activation. Performance varies depending on system configuration. No computer system can be absolutely secure. Check with your system manufacturer or retailer or learn more at [most relevant URL to your product].

No computer system can be absolutely secure.

Intel, Intel Core, Celeron, Pentium, Xeon, and the Intel logo are trademarks of Intel Corporation in the U.S. and/or other countries.

\*Other names and brands may be claimed as the property of others.

Copyright © 2018, Intel Corporation. All rights reserved.



## Contents

---

|          |  |    |
|----------|--|----|
| <b>1</b> | <b>Introduction</b>  | 11 |
| 1.1      | Supported Technologies                                       | 13 |
| 1.1.1    | Operating System Support                                     | 13 |
| 1.2      | Power Management Support                                     | 13 |
| 1.2.1    | Processor Core Power Management                              | 13 |
| 1.2.2    | System Power Management                                      | 14 |
| 1.2.3    | Memory Controller Power Management                           | 14 |
| 1.2.4    | Processor Graphics Power Management                          | 14 |
| 1.2.4.1  | Memory Power Savings Technologies                            | 14 |
| 1.2.4.2  | Display Power Savings Technologies                           | 14 |
| 1.2.4.3  | Graphics Core Power Savings Technologies                     | 14 |
| 1.3      | Thermal Management Support                                   | 14 |
| 1.4      | Package Support  | 15 |
| 1.5      | Processor Testability  | 15 |
| 1.6      | Terminology  | 15 |
| 1.7      | Related Documents  | 18 |
| <b>2</b> | <b>Interfaces</b>  | 19 |
| 2.1      | System Memory Interface                                      | 19 |
| 2.1.1    | System Memory Technology Supported                           | 19 |
| 2.1.1.1  | DDR3L/-RS Supported Memory Modules and Devices               | 20 |
| 2.1.1.2  | DDR4/-RS Supported Memory Modules and Devices                | 21 |
| 2.1.1.3  | LPDDR3 Supported Memory Devices                              | 21 |
| 2.1.2    | System Memory Timing Support                                 | 22 |
| 2.1.3    | System Memory Organization Modes                             | 23 |
| 2.1.4    | System Memory Frequency                                      | 24 |
| 2.1.5    | Technology Enhancements of Intel® Fast Memory Access         | 24 |
| 2.1.6    | Data Scrambling  | 25 |
| 2.1.7    | DDR I/O Interleaving   | 25 |
| 2.1.8    | Data Swapping  | 26 |
| 2.1.9    | DRAM Clock Generation  | 26 |
| 2.1.10   | DRAM Reference Voltage Generation                            | 26 |
| 2.2      | Processor Graphics   | 26 |
| 2.2.1    | API Support (Windows*)                                       | 27 |
| 2.2.2    | Media Support (Intel® QuickSync & Clear Video Technology HD) | 27 |
| 2.2.2.1  | Hardware Accelerated Video Decode                            | 27 |
| 2.2.2.2  | Hardware Accelerated Video Encode                            | 28 |
| 2.2.2.3  | Hardware Accelerated Video Processing                        | 29 |
| 2.2.2.4  | Hardware Accelerated Transcoding                             | 29 |
| 2.2.3    | Camera Pipe Support  | 29 |
| 2.2.4    | Switchable/Hybrid Graphics                                   | 30 |
| 2.2.5    | Gen 9 LP Video Analytics                                     | 30 |
| 2.2.6    | Gen 9 LP (Generation 9 Low Power) Block Diagram              | 31 |
| 2.2.7    | GT2/3/4 Graphics Frequency                                   | 31 |
| 2.3      | Display Interfaces   | 32 |
| 2.3.1    | DisplayPort*   | 35 |
| 2.3.2    | High-Definition Multimedia Interface (HDMI*)                 | 36 |
| 2.3.3    | Digital Video Interface (DVI)                                | 37 |
| 2.3.4    | embedded DisplayPort* (eDP*)                                 | 37 |
| 2.3.5    | Integrated Audio   | 37 |
| 2.3.6    | Multiple Display Configurations (Dual Channel DDR)           | 38 |
| 2.3.7    | Multiple Display Configurations (Single Channel DDR)         | 39 |
| 2.3.8    | High-Bandwidth Digital Content Protection (HDCP)             | 40 |



|          |  |           |
|----------|--|-----------|
| 2.3.9    | Display Link Data Rate Support .....   | 40        |
| 2.3.10   | Display Bit Per Pixel (BPP) Support.....   | 41        |
| 2.3.11   | Display Resolution per Link Width .....  | 41        |
| 2.4      | Platform Environmental Control Interface (PECI) .....  | 42        |
| 2.4.1    | PECI Bus Architecture.....   | 42        |
| <b>3</b> | <b>Technologies</b> .....  | <b>45</b> |
| 3.1      | Intel® Virtualization Technology (Intel® VT) .....   | 45        |
| 3.1.1    | Intel® Virtualization Technology (Intel® VT) for IA-32, Intel® 64 and Intel® Architecture (Intel® VT-X)..... | 45        |
| 3.1.2    | Intel® Virtualization Technology (Intel® VT) for Directed I/O (Intel® VT-d).....                             | 47        |
| 3.2      | Security Technologies.....   | 50        |
| 3.2.1    | Intel® Trusted Execution Technology (Intel® TXT) .....   | 50        |
| 3.2.2    | Intel® Advanced Encryption Standard New Instructions (Intel® AES-NI) .....                                   | 51        |
| 3.2.3    | PCLMULQDQ (Perform Carry-Less Multiplication Quad word) Instruction .....                                    | 51        |
| 3.2.4    | Intel® Secure Key .....  | 51        |
| 3.2.5    | Execute Disable Bit .....  | 51        |
| 3.2.6    | Boot Guard Technology .....  | 52        |
| 3.2.7    | Supervisor Mode Execution Protection (SMEP) .....  | 52        |
| 3.2.8    | Intel Supervisor Mode Access Protection (SMAP) .....   | 52        |
| 3.2.9    | Intel® Memory Protection Extensions (Intel® MPX).....  | 52        |
| 3.2.10   | Intel® Software Guard Extensions (Intel® SGX) .....  | 53        |
| 3.2.11   | Intel® Virtualization Technology (Intel® VT) for Directed I/O (Intel® VT-d).....                             | 53        |
| 3.3      | Power and Performance Technologies .....   | 54        |
| 3.3.1    | Intel® Hyper-Threading Technology (Intel® HT Technology) .....   | 54        |
| 3.3.2    | Intel® Turbo Boost Technology 2.0.....   | 54        |
| 3.3.2.1  | Intel® Turbo Boost Technology 2.0 Frequency .....  | 54        |
| 3.3.3    | Intel® Advanced Vector Extensions 2 (Intel® AVX2) .....  | 55        |
| 3.3.4    | Intel® 64 Architecture x2APIC .....  | 55        |
| 3.3.5    | Power Aware Interrupt Routing (PAIR).....  | 56        |
| 3.3.6    | Intel® Transactional Synchronization Extensions (Intel® TSX-NI) .....  | 57        |
| 3.4      | Intel® Image Signal Processor (Intel® ISP) .....   | 57        |
| 3.4.1    | Platform Imaging Infrastructure.....   | 57        |
| 3.4.2    | Intel® Image Signal Processor (Intel® ISP) .....   | 58        |
| 3.5      | Debug Technologies .....   | 58        |
| 3.5.1    | Intel® Processor Trace .....   | 58        |
| <b>4</b> | <b>Power Management</b> .....  | <b>59</b> |
| 4.1      | Advanced Configuration and Power Interface (ACPI) States Supported .....                                     | 61        |
| 4.2      | Processor IA Core Power Management .....   | 63        |
| 4.2.1    | OS/HW controlled P-States .....  | 63        |
| 4.2.1.1  | Enhanced Intel® SpeedStep® Technology .....  | 63        |
| 4.2.1.2  | Intel® Speed Shift Technology .....  | 63        |
| 4.2.2    | Low-Power Idle States.....   | 64        |
| 4.2.3    | Requesting Low-Power Idle States .....   | 64        |
| 4.2.4    | Processor IA Core C-State Rules .....  | 65        |
| 4.2.5    | Package C-States .....   | 66        |
| 4.2.6    | Package C-States and Display Resolutions.....  | 69        |
| 4.3      | Integrated Memory Controller (IMC) Power Management.....   | 70        |
| 4.3.1    | Disabling Unused System Memory Outputs.....  | 70        |
| 4.3.2    | DRAM Power Management and Initialization .....   | 71        |
| 4.3.2.1  | Initialization Role of CKE .....   | 72        |
| 4.3.2.2  | Conditional Self-Refresh .....   | 72        |
| 4.3.2.3  | Dynamic Power-Down .....   | 73        |
| 4.3.2.4  | DRAM I/O Power Management .....  | 73        |
| 4.3.3    | DDR Electrical Power Gating (EPG).....   | 73        |



|          |  |           |
|----------|--|-----------|
| 4.3.4    | Power Training.....  | 74        |
| 4.4      | PCI Express* Power Management.....   | 74        |
| 4.5      | Processor Graphics Power Management.....   | 74        |
| 4.5.1    | Memory Power Savings Technologies.....   | 74        |
| 4.5.1.1  | Intel® Rapid Memory Power Management (Intel® RMPM).....                              | 74        |
| 4.5.1.2  | Intel® Smart 2D Display Savings Technology (Intel® S2DDT).....                       | 74        |
| 4.5.2    | Display Power Savings Technologies.....  | 75        |
| 4.5.2.1  | Intel® (Seamless & Static) Display Refresh Rate Switching (DRRS) with eDP* Port..... | 75        |
| 4.5.2.2  | Intel® Automatic Display Brightness.....   | 75        |
| 4.5.2.3  | Smooth Brightness.....   | 75        |
| 4.5.2.4  | Intel® Display Power Saving Technology (Intel® DPST) 6.0.....                        | 75        |
| 4.5.2.5  | Low-Power Single Pipe (LPSP).....  | 76        |
| 4.5.3    | Processor Graphics Core Power Savings Technologies.....                              | 76        |
| 4.5.3.1  | Intel® Graphics Dynamic Frequency.....   | 76        |
| 4.5.3.2  | Intel® Graphics Render Standby Technology (Intel® GRST).....                         | 76        |
| 4.5.3.3  | Dynamic FPS (DFPS).....  | 76        |
| 4.6      | System Agent Enhanced Intel Speedstep® Technology.....                               | 76        |
| 4.7      | Voltage Optimization.....  | 77        |
| 4.8      | ROP (Rest Of Platform) PMIC.....   | 77        |
| <b>5</b> | <b>Thermal Management.....</b>   | <b>78</b> |
| 5.1      | Processor Thermal Management.....  | 78        |
| 5.1.1    | Thermal Considerations.....  | 78        |
| 5.1.2    | Intel® Turbo Boost Technology 2.0 Power Monitoring.....                              | 79        |
| 5.1.3    | Intel® Turbo Boost Technology 2.0 Power Control.....                                 | 79        |
| 5.1.3.1  | Package Power Control.....   | 79        |
| 5.1.3.2  | Platform Power Control.....  | 80        |
| 5.1.3.3  | Turbo Time Parameter (Tau).....  | 81        |
| 5.1.4    | Configurable TDP (cTDP) and Low-Power Mode.....                                      | 81        |
| 5.1.4.1  | Configurable TDP.....  | 81        |
| 5.1.4.2  | Low-Power Mode.....  | 82        |
| 5.1.5    | Thermal Management Features.....   | 82        |
| 5.1.5.1  | Adaptive Thermal Monitor.....  | 82        |
| 5.1.5.2  | Digital Thermal Sensor.....  | 85        |
| 5.1.5.3  | PROCHOT# Signal.....   | 86        |
| 5.1.5.4  | Bi-Directional PROCHOT#.....   | 86        |
| 5.1.5.5  | Voltage Regulator Protection using PROCHOT#.....                                     | 86        |
| 5.1.5.6  | Thermal Solution Design and PROCHOT# Behavior.....                                   | 86        |
| 5.1.5.7  | Low-Power States and PROCHOT# Behavior.....  | 87        |
| 5.1.5.8  | THERMTRIP# Signal.....   | 87        |
| 5.1.5.9  | Critical Temperature Detection.....  | 87        |
| 5.1.5.10 | On-Demand Mode.....  | 87        |
| 5.1.5.11 | MSR Based On-Demand Mode.....  | 87        |
| 5.1.5.12 | I/O Emulation-Based On-Demand Mode.....  | 88        |
| 5.1.6    | Intel® Memory Thermal Management.....  | 88        |
| 5.1.7    | Scenario Design Power (SDP).....   | 88        |
| 5.2      | U/Y-Processor Line Thermal and Power Specifications.....                             | 89        |
| 5.3      | Thermal Metrology.....   | 91        |
| <b>6</b> | <b>Signal Description.....</b>   | <b>93</b> |
| 6.1      | System Memory Interface.....   | 94        |
| 6.2      | Reset and Miscellaneous Signals.....   | 99        |
| 6.3      | embedded DisplayPort* (eDP*) Signals.....  | 99        |
| 6.4      | Display Interface Signals.....   | 100       |
| 6.5      | Testability Signals.....   | 100       |
| 6.6      | Error and Thermal Protection Signals.....  | 101       |
| 6.7      | Power Sequencing Signals.....  | 102       |



|           |  |            |
|-----------|--|------------|
| 6.8       | Processor Power Rails.....   | 103        |
| 6.9       | Ground, Reserved, and Non-Critical to Function (NCTF) Signals..... | 104        |
| 6.10      | Processor Internal Pull-Up/Pull-Down Terminations.....             | 104        |
| <b>7</b>  | <b>Electrical Specifications</b> .....                             | <b>105</b> |
| 7.1       | Processor Power Rails.....   | 105        |
| 7.1.1     | Power and Ground Pins.....   | 105        |
| 7.1.2     | V <sub>CC</sub> Voltage Identification (VID).....                  | 105        |
| 7.2       | DC Specifications .....  | 106        |
| 7.2.1     | Processor Power Rails DC Specifications .....                      | 106        |
| 7.2.1.1   | V <sub>CC</sub> DC Specifications.....                             | 106        |
| 7.2.1.2   | V <sub>CCGT</sub> and V <sub>CCGTX</sub> DC Specifications .....   | 108        |
| 7.2.1.3   | VDDQ DC Specifications .....                                       | 109        |
| 7.2.1.4   | V <sub>CCSA</sub> DC Specifications .....                          | 110        |
| 7.2.1.5   | V <sub>CCIO</sub> DC Specifications .....                          | 111        |
| 7.2.1.6   | V <sub>CCOPC</sub> DC Specifications .....                         | 111        |
| 7.2.1.7   | V <sub>CCEOPIO</sub> DC Specifications .....                       | 112        |
| 7.2.1.8   | V <sub>CC OPC_1p8</sub> DC Specifications .....                    | 112        |
| 7.2.1.9   | V <sub>CCST</sub> DC Specifications .....                          | 113        |
| 7.2.1.10  | V <sub>CCPLL</sub> DC Specifications .....                         | 113        |
| 7.2.2     | Processor Interfaces DC Specifications .....                       | 114        |
| 7.2.2.1   | DDR3L/-RS DC Specifications.....                                   | 114        |
| 7.2.2.2   | LPDDR3 DC Specifications .....                                     | 115        |
| 7.2.2.3   | DDR4/-RS DC Specifications .....                                   | 116        |
| 7.2.2.4   | Digital Display Interface (DDI) DC Specifications .....            | 117        |
| 7.2.2.5   | embedded DisplayPort* (eDP*) DC Specification.....                 | 118        |
| 7.2.2.6   | CMOS DC Specifications .....                                       | 118        |
| 7.2.2.7   | GTL and OD DC Specifications.....                                  | 118        |
| 7.2.2.8   | PECI DC Characteristics.....                                       | 119        |
| <b>8</b>  | <b>Package Mechanical Specifications</b> .....                     | <b>121</b> |
| 8.1       | Package Mechanical Attributes .....                                | 121        |
| 8.2       | Package Loading Specifications.....                                | 121        |
| 8.3       | Package Storage Specifications.....                                | 122        |
| <b>9</b>  | <b>U-Processor Ball Information</b> .....                          | <b>123</b> |
| <b>10</b> | <b>Y-Processor Ball Information</b> .....                          | <b>167</b> |

## Figures

|     |   |    |
|-----|---|----|
| 1-1 | U-Processor Line and Y-Processor Line Platforms.....                  | 12 |
| 1-2 | Merged XDP connector for Processor and PCH.....                       | 15 |
| 2-1 | Intel® Flex Memory Technology Operations .....                        | 23 |
| 2-2 | Interleave (IL) and Non-Interleave (NIL) Modes Mapping .....          | 26 |
| 2-3 | Video Analytics Common Use Cases .....                                | 30 |
| 2-4 | Gen 9 LP Block Diagram .....  | 31 |
| 2-5 | Processor Display Architecture (with 3 DDI Ports as an Example) ..... | 35 |
| 2-6 | DisplayPort* Overview .....   | 36 |
| 2-7 | HDMI* Overview .....  | 37 |
| 2-8 | Example for PECI Host-Clients Connection.....                         | 43 |
| 2-9 | Example for PECI EC Connection.....                                   | 44 |
| 3-1 | Device to Domain Mapping Structures .....                             | 48 |
| 3-2 | Processor Camera System .....   | 57 |
| 3-3 | Platform Imaging Infrastructure.....                                  | 58 |
| 4-1 | Processor Power States .....  | 60 |
| 4-2 | Processor Package and IA Core C-States.....                           | 61 |
| 4-3 | Idle Power Management Breakdown of the Processor IA Cores.....        | 64 |



|      |  |     |
|------|--|-----|
| 4-4  | Package C-State Entry and Exit.....  | 67  |
| 5-1  | Package Power Control.....   | 80  |
| 5-2  | Thermal Test Vehicle (TTV) Case Temperature (TCASE) Measurement Location ..... | 92  |
| 7-1  | Input Device Hysteresis .....  | 120 |
| 9-1  | U-Processor Ball Map (Top View, Upper-Left Quadrant) .....                     | 124 |
| 9-2  | U-Processor Ball Map (Top View, Upper-Right Quadrant).....                     | 125 |
| 9-3  | U-Processor Ball Map (Top View, Lower-Left Quadrant) .....                     | 126 |
| 9-4  | U-Processor Ball Map (Top View, Lower-Right Quadrant) .....                    | 127 |
| 10-1 | Y-Processor Ball Map (Top View, Upper-Left, Columns 64-44).....                | 168 |
| 10-2 | Y-Processor Ball Map (Top View, Upper-Middle, Columns 43-23) .....             | 169 |
| 10-3 | Y-Processor Ball Map (Top View, Upper-Right, Columns 22-1) .....               | 170 |
| 10-4 | Y-Processor Ball Map (Top View, Lower-Left, Columns 64-44).....                | 171 |
| 10-5 | Y-Processor Ball Map (Top View, Lower-Middle, Columns 43-23).....              | 172 |
| 10-6 | Y-Processor Ball Map (Top View, Lower-Right, Columns 22-1) .....               | 173 |

## Tables

|      |  |    |
|------|--|----|
| 1-1  | Processor Lines.....   | 11 |
| 1-2  | Terminology .....  | 15 |
| 1-3  | Related Documents .....  | 18 |
| 2-1  | Processor DRAM Support Matrix .....  | 19 |
| 2-2  | Supported DDR3L/-RS Non-ECC SODIMM Module Configurations (U-Processor Line).....     | 20 |
| 2-3  | Supported DDR3L/-RS Memory Down Module Configurations (U-Processor Line) .....       | 20 |
| 2-4  | Supported DDR4/-RS Non-ECC SODIMM Module Configurations (U-Processor Line) .....     | 21 |
| 2-5  | Supported DDR4/-RS Memory Down Module Configurations (U-Processor Line).....         | 21 |
| 2-6  | Supported LPDDR3 x32 DRAMs Configurations (U/Y-Processor Line).....                  | 21 |
| 2-7  | Supported LPDDR3 x64 DRAMs Configurations (U/Y-Processor Line).....                  | 22 |
| 2-8  | DRAM System Memory Timing Support .....  | 22 |
| 2-9  | Interleave (IL) and Non-Interleave (NIL) Modes Pin Mapping.....                      | 25 |
| 2-10 | Hardware Accelerated Video Decoding.....   | 28 |
| 2-11 | Hardware Accelerated Video Encode .....  | 28 |
| 2-12 | Switchable/Hybrid Graphics Support .....   | 30 |
| 2-13 | GT2/3/4 Graphics Frequency (U/Y-Processor Line) .....                                | 31 |
| 2-14 | embedded DisplayPort* (eDP*)/DDI Ports Availability .....                            | 32 |
| 2-15 | Display Technologies Support .....   | 33 |
| 2-16 | Display Resolutions and Link Bandwidth for Multi-Stream Transport calculations ..... | 33 |
| 2-17 | Processor Supported Audio Formats over HDMI and DisplayPort*.....                    | 38 |
| 2-18 | Display Resolution.....  | 38 |
| 2-19 | Y-Processor Line Display Resolution Configuration.....                               | 39 |
| 2-20 | U-Processor Line Display Resolution Configuration .....                              | 39 |
| 2-21 | U-Processor Line Display Resolution Configuration when DP@30 Hz .....                | 40 |
| 2-22 | HDCP Display supported Implications.....   | 40 |
| 2-23 | Display Link Data Rate Support.....  | 40 |
| 2-25 | Display Bit Per Pixel (BPP) Support .....  | 41 |
| 2-26 | Supported Resolutions1 for HBR2 (5.4Gbps) by Link Width .....                        | 41 |
| 2-27 | Supported Resolutions1 for HBR (2.7Gbps) by Link Width .....                         | 41 |
| 2-24 | Display Resolution and Link Rate Support .....                                       | 41 |
| 2-28 | Display Bit Per Pixel (BPP) Support .....  | 42 |
| 4-1  | System States .....  | 61 |
| 4-2  | Processor IA Core/Package State Support.....   | 62 |
| 4-3  | G, S, and C Interface State Combinations.....  | 62 |
| 4-4  | Deepest Package C-State Available .....  | 70 |
| 4-5  | Targeted Memory State Conditions .....   | 73 |
| 5-1  | Configurable TDP Modes.....  | 81 |
| 5-2  | TDP Specifications (U/Y-Processor Line) .....  | 90 |



|      |  |     |
|------|--|-----|
| 5-3  | Package Turbo Specifications (U/Y-Processor Line)  | 91  |
| 5-4  | Junction Temperature Specifications (U/Y-Processor Line)   | 91  |
| 6-1  | Signal Tables Terminology  | 93  |
| 6-2  | DDR3L/-RS Memory Interface   | 94  |
| 6-3  | LPDDR3 Memory Interface  | 96  |
| 6-4  | DDR4/-RS Memory Interface  | 97  |
| 6-5  | System Memory Reference and Compensation Signals   | 98  |
| 6-6  | Reset and Miscellaneous Signals  | 99  |
| 6-7  | embedded DisplayPort* Signals  | 99  |
| 6-8  | Display Interface Signals  | 100 |
| 6-9  | Testability Signals  | 100 |
| 6-10 | Error and Thermal Protection Signals   | 101 |
| 6-11 | Power Sequencing Signals   | 102 |
| 6-12 | Processor Power Rails Signals  | 103 |
| 6-13 | GND, RSVD, and NCTF Signals  | 104 |
| 6-14 | Processor Internal Pull-Up/Pull-Down Terminations  | 104 |
| 7-1  | Processor Power Rails  | 105 |
| 7-2  | Processor IA Core (Vcc) Active and Idle Mode DC Voltage and Current Specifications                           | 106 |
| 7-3  | Processor Graphics (Vcc <sub>GT</sub> and Vcc <sub>GT-X</sub> ) Supply DC Voltage and Current Specifications | 108 |
| 7-4  | Memory Controller (VDDQ) Supply DC Voltage and Current Specifications  | 109 |
| 7-5  | System Agent (VccSA) Supply DC Voltage and Current Specifications  | 110 |
| 7-6  | Processor I/O (Vcc <sub>IO</sub> ) Supply DC Voltage and Current Specifications                              | 111 |
| 7-7  | VCC <sub>OPC</sub> Voltage levels  | 111 |
| 7-8  | Processor OPC (Vcc <sub>OPC</sub> ) Supply DC Voltage and Current Specifications                             | 111 |
| 7-9  | VCC <sub>EOPIO</sub> Voltage Levels (Separate VR)  | 112 |
| 7-10 | Processor EOPIO (Vcc <sub>EOPIO</sub> ) Supply DC Voltage and Current Specifications                         | 112 |
| 7-11 | Processor OPC (VCC <sub>OPC_1p8</sub> ) Supply DC Voltage and Current Specifications                         | 112 |
| 7-12 | Vcc Sustain (VccST) Supply DC Voltage and Current Specifications   | 113 |
| 7-13 | Vcc Sustain Gated (VccSTG) Supply DC Voltage and Current Specifications                                      | 113 |
| 7-14 | Processor PLL (VccPLL) Supply DC Voltage and Current Specifications  | 113 |
| 7-15 | Processor PLL OC (VccPLL_OC) Supply DC Voltage and Current Specifications                                    | 114 |
| 7-16 | DDR3L/-RS Signal Group DC Specifications   | 114 |
| 7-17 | LPDDR3 Signal Group DC Specifications  | 115 |
| 7-18 | DDR4/-RS Signal Group DC Specifications  | 116 |
| 7-19 | Digital Display Interface Group DC Specifications (DP*/HDMI*)  | 117 |
| 7-20 | embedded DisplayPort* (eDP*) Group DC Specifications   | 118 |
| 7-21 | CMOS Signal Group DC Specifications  | 118 |
| 7-22 | GTL Signal Group and Open Drain Signal Group DC Specifications   | 118 |
| 7-23 | PECI DC Electrical Limits  | 119 |
| 8-1  | Package Mechanical Attributes  | 121 |
| 8-2  | Package Loading Specifications   | 121 |
| 8-3  | Package Storage Specifications   | 122 |
| 9-1  | U-Processor Ball List  | 128 |
| 10-1 | Y-Processor Ball List  | 174 |





# Revision History

| Revision Number | Description   | Revision Date |
|-----------------|---|---------------|
| 001             | <ul style="list-style-type: none"> <li>Initial release</li> </ul>   | October 2015  |
| 002             | <ul style="list-style-type: none"> <li>Updated Table 1-1, Processor Lines</li> <li>Updated Table 7-10, DDR3L/-RS Signal Group DC Specifications</li> <li>Updated Table 7-11, LPDDR3 Signal Group DC Specifications</li> <li>Added Table 7-12, DDR4/-RS Signal Group DC Specifications</li> </ul>  | October 2015  |
| 003             | <ul style="list-style-type: none"> <li>Updated Table 1-1, Processor Lines</li> <li>Updated Tables; 2-29, 2-30, and 2-31</li> <li>Updated Section 3.3.3, "Intel® Advanced Vector Extensions 2 (Intel® AVX2)"</li> <li>Updated Section 3.3.2.1 "Intel® Turbo Boost Technology 2.0 Frequency"</li> <li>Updated Section 5.1.1 "Thermal Considerations"</li> <li>Updated Section 5.2 "Y/U-Processor Line Thermal and Power Specifications"</li> <li>Updated Tables; 5-2, 5-5, and 5-7</li> <li>Updated Tables; 7-2, 7-3, 7-5, 7-9, 7-10, 7-17, and 7-18</li> <li>Updated Section 7.2.1.6, "VCC<sub>OPC</sub> DC Specifications"</li> <li>Updated Section 7.2.1.7, "VCC<sub>EOPIO</sub> DC Specifications"</li> <li>Updated Section 7.2.1.8, "VCC<sub>OPC_1p8</sub> DC Specifications"</li> <li>Updated Section 7.2.1.9, "VCC<sub>ST</sub> DC Specifications"</li> </ul>  | January 2016  |
| 004             | <ul style="list-style-type: none"> <li>Minor edits throughout for clarity</li> <li>Added the 6th Generation Intel® Core™ 7-6600U processor</li> <li>Removed references to Direct Media Interface (DMI) interface</li> <li>Removed references to PCI Express* (PCIe) interface</li> <li>Updated Table 1-1, Processor Lines</li> <li>Updated Section 2.1, System Memory Interface</li> <li>Removed Section 2.3, Direct Media Interface (DMI) that was in previous revision as this section does not apply to UY-Processor.</li> <li>Updated Table 2-15, GT2/3/4 Graphics Frequency (U/Y-Processor Line)</li> <li>Added Table 2-17, Embedded DisplayPort* (eDP*)/DDI Ports Availability</li> <li>Added Table 2-19, Display Resolutions and Link Bandwidth for Multi-Stream Transport calculations</li> <li>Added Table 2-25, HDCP Display supported Implications</li> <li>Updated Section 3.3.2.1, Intel® Turbo Boost Technology 2.0 Frequency</li> <li>Section 4.2.1.2. Updated the section heading</li> <li>Removed Section 4.5, DMI Media Interface (DMI) Power Management that was in previous revision as this section does not apply to UY-Processor.</li> <li>Added Table 4-7, Deepest Package C-State Available</li> <li>Removed Sections 5.2.1 – 5.2.4, "Thermal Profile ..." that was in previous revision as these sections does not apply to UY-Processor.</li> <li>Updated Table 6-5, System Memory Reference and Compensation Signals. Added OPC_RCOMP and OPCE_RCOMP</li> <li>Updated Table 6-7, Power Sequencing Signals. Added MSM# and ZVM# signals</li> <li>Updated Table 6-15, Processor Power Rails Signals. Added VCC<sub>OPC</sub>, VCC<sub>OPC_1p8</sub>, VCC<sub>EOPIO</sub>, VCC<sub>OPC_SENSE</sub>, VSS<sub>OPC_SENSE</sub>, VCC<sub>EOPIO_SENSE</sub>, and VSS<sub>EOPIO_SENSE</sub> signals</li> <li>Updated Table 7-1, Processor Power Rails</li> <li>Updated Table 7-2, Processor IA Core (Vcc) Active and Idle Mode DC Voltage and Current Specifications. <ul style="list-style-type: none"> <li>Updated I<sub>CCMAX</sub> row for U(15W) - dual core GT<sub>2/1</sub></li> <li>Added AC_LL parameter</li> </ul> </li> <li>Table 7-3, Processor Graphics (VccGT and VccGT-X) Supply DC Voltage and Current Specifications <ul style="list-style-type: none"> <li>Updated Operating Voltage</li> <li>Added AC_LL parameter</li> </ul> </li> </ul> | March 2016    |



| Revision Number | Description  | Revision Date |
|-----------------|--|---------------|
| 004<br>(cont.)  | <ul style="list-style-type: none"> <li>• Table 7-5, System Agent (VccSA) Supply DC Voltage and Current Specifications               <ul style="list-style-type: none"> <li>— Added AC_LL parameter</li> <li>— Added Note 8</li> </ul> </li> <li>• Updated Table 7-18, DDR4/-RS Signal Group DC Specifications</li> <li>• Updated Table 7-12, Vcc Sustain (Vcc<sub>ST</sub>) Supply DC Voltage and Current Specifications. Removed Note 4.</li> <li>• Updated Table 7-13, Vcc Sustain Gated (Vcc<sub>STG</sub>) Supply DC Voltage and Current Specifications. Removed Note 4.</li> <li>• Updated Table 7-21, embedded DisplayPort* (eDP*) Group DC Specifications</li> <li>• Updated Table 7-22, CMOS Signal Group DC Specification. Removed reference to Note 5.</li> <li>• Updated Table 7-23, GTL Signal Group and Open Drain Signal Group DC Specifications. Removed reference to Note 5.</li> <li>• Updated Table 7-24, PECl DC Electrical Limits</li> <li>• Updated Table 8-1, Package Mechanical Attributes</li> <li>• Updated Table 8-2, Package Loading Specifications. Removed Notes 4 and 5</li> </ul> | March 2016    |
| 005             | <ul style="list-style-type: none"> <li>• Added Chapter 9, U-Processor Ball Information</li> <li>• Added Chapter 10, Y-Processor Ball Information</li> </ul>  | January 2017  |
| 006             | <ul style="list-style-type: none"> <li>• Updated Table 2-5, "Supported DDR4/-RS Memory Down Module Configurations"</li> <li>• Updated Table 2-14, "embedded DisplayPort* (eDP*)/DDI Ports Availability"</li> <li>• Updated Section 4-9, "ROP (Rest Of Platform) PMIC"</li> </ul>   | August 2017   |
| 007             | <ul style="list-style-type: none"> <li>• Removed Section 2.2.1 "Operating Systems Support"</li> <li>• Added Section 1.1.1 "Operating Systems Support"</li> </ul>   | May 2018      |
| 008             | <ul style="list-style-type: none"> <li>• Updated Section 1.1.1 "Operating Systems Support"</li> </ul>  | August 2018   |

§ §



# 1 Introduction

The 6th Generation Intel® Core™ processor family is a 64-bit, multi-core processor built on 14-nanometer process technology.

The U-processor line and Y-processor line processors are offered in a 1-Chip Platform that includes the 6th Generation Intel® Processor I/O Platform Controller Hub (PCH) die on the same package as the processor die. See the following figure.

Some of the processor SKUs are offered with On-Package Cache.

The following table describes the different processor lines.

**Table 1-1. Processor Lines**

| Processor Line <sup>1</sup>        | Package | SKU Name      | Base TDP | Processor IA Cores | Graphics Configuration | On Package Cache | Platform Type |
|------------------------------------|---------|---------------|----------|--------------------|------------------------|------------------|---------------|
| Y-processor line                   | BGA1515 | SKL-Y, 4.5W   | 4.5W     | 2                  | GT2                    | N/A              | 1-Chip        |
| Y-Pentium® processor line          |         | SKL-Y, 6W     | 6W       |                    |                        |                  |               |
| U-processor line                   | BGA1356 | SKL-U 15W     | 15W      | 2                  | GT1                    | N/A              | 1-Chip        |
|                                    |         | SKL-U, 15W    | 15W      |                    | GT2                    | N/A              |               |
|                                    |         | SKL-U 15, 28W | 15, 28W  |                    | GT3                    | 64 MB            |               |
| U-Pentium®/Celeron® processor line | BGA1356 | SKL-U, 15W    | 15W      | 2                  | GT1                    | N/A              | 1-Chip        |

This document covers all processor client segments (U, Y) based on the processor architecture. Not all processor interfaces and features are present in all segments. The presence of various interfaces and features will be indicated within the relevant sections and tables.

Throughout this document, the 6th Generation Intel® Core™ processor family may be referred to simply as “processor”.

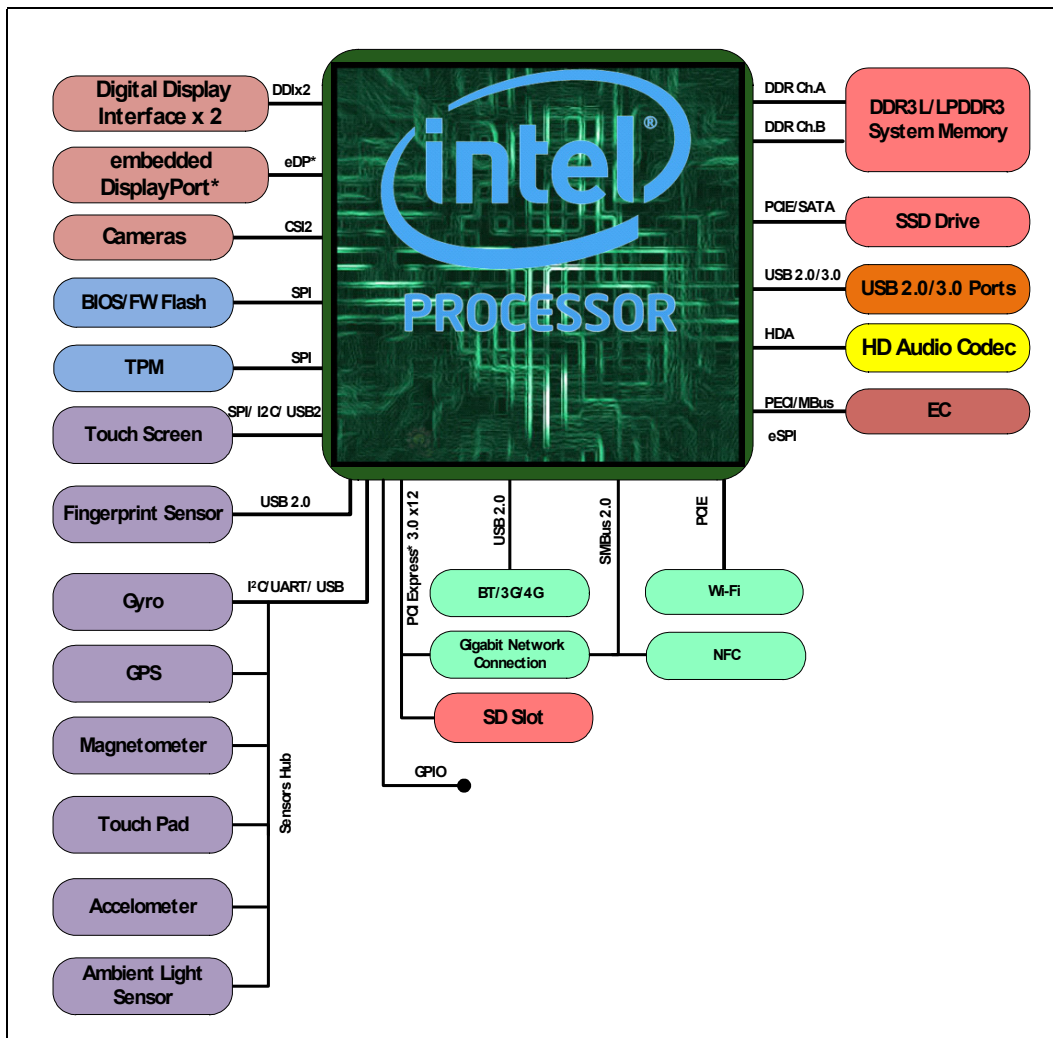
Throughout this document, the 6th Generation Intel® Processor I/O Platform Controller Hub (PCH) may be referred to simply as “PCH”.

This document is for the following SKUs:

- 6th Generation Intel® Core™ processor family U processors
  - i7-6660U, i7-6650U, i7-6600U, i7-6567U, i7-6560U, i7-6500U, i5-6360U, i5-6300U, i5-6287U, i5-6267U, i5-6260U, i5-6200U, i3-6167U, i3-6100U
- 6th Generation Intel® Core™ processor family Y processors
  - 6Y75, 6Y57, 6Y54, 6Y30
- Intel® Pentium® processors
  - 4405U, 4405Y
- Intel® Celeron® processors
  - 3955U, 3855U

**Note:** For details on SKUs, refer to the Specification Update.

Figure 1-1. U-Processor Line and Y-Processor Line Platforms





## 1.1 Supported Technologies

- Intel® Virtualization Technology (Intel® VT)
- Intel® Active Management Technology 11.0 (Intel® AMT 11.0)
- Intel® Trusted Execution Technology (Intel® TXT)
- Intel® Streaming SIMD Extensions 4.2 (Intel® SSE4.2)
- Intel® Hyper-Threading Technology (Intel® HT Technology)
- Intel® 64 Architecture
- Execute Disable Bit
- Intel® Turbo Boost Technology 2.0
- Intel® Advanced Vector Extensions 2 (Intel® AVX2)
- Intel® Advanced Encryption Standard New Instructions (Intel® AES-NI)
- PCLMULQDQ (Perform Carry-Less Multiplication Quad word) Instruction
- Intel® Secure Key
- Intel® Transactional Synchronization Extensions (Intel® TSX-NI)
- PAIR – Power Aware Interrupt Routing
- SMEP – Supervisor Mode Execution Protection
- Intel® Boot Guard
- On-package Cache Memory
- Intel® Software Guard Extensions (Intel® SGX)
- Intel® Memory Protection Extensions (Intel® MPX)
- Intel® Image Signal Processor (Intel® ISP)
- Intel® Processor Trace

**Note:** The availability of the features may vary between processor SKUs. Refer to [Chapter 3](#) for more information.

### 1.1.1 Operating System Support

| Processor Line   | Windows* 10 64-bit | Windows* 8.1 64-bit | Windows* 7 64- & 32-bit | OS X | Linux* OS | Chrome* OS |
|------------------|--------------------|---------------------|-------------------------|------|-----------|------------|
| U-Processor Line | Yes                | Yes                 | Yes                     | Yes  | Yes       | Yes        |
| Y-Processor Line | Yes                | Yes                 | Yes                     | Yes  | Yes       | Yes        |

## 1.2 Power Management Support

### 1.2.1 Processor Core Power Management

- Full support of ACPI C-states as implemented by the following processor C-states:
  - C0, C1, C1E, C3, C6, C7, C8, C9, C10



- Enhanced Intel SpeedStep® Technology

Refer to [Section 4.2](#) for more information.

## 1.2.2 System Power Management

- S0/S0ix, S3, S4, S5

Refer to [Chapter 4, “Power Management”](#) for more information.

## 1.2.3 Memory Controller Power Management

- Disabling Unused System Memory Outputs
- DRAM Power Management and Initialization
- Initialization Role of CKE
- Conditional Self-Refresh
- Dynamic Power Down
- DRAM I/O Power Management
- DDR Electrical Power Gating (EPG)
- Power training

Refer to [Section 4.3](#) for more information.

## 1.2.4 Processor Graphics Power Management

### 1.2.4.1 Memory Power Savings Technologies

- Intel® Rapid Memory Power Management (Intel® RMPM)
- Intel® Smart 2D Display Technology (Intel® S2DDT)

### 1.2.4.2 Display Power Savings Technologies

- Intel® (Seamless & Static) Display Refresh Rate Switching (DRRS) with eDP port
- Intel® Automatic Display Brightness
- Smooth Brightness
- Intel® Display Power Saving Technology (Intel® DPST 6)
- Low Power Single Pipe (LPSP)

### 1.2.4.3 Graphics Core Power Savings Technologies

- Intel® Graphics Dynamic Frequency
- Intel® Graphics Render Standby Technology (Intel® GRST)
- Dynamic FPS (Intel® DFPS)

Refer to [Section 4.5](#) for more information.



## 1.3 Thermal Management Support

- Digital Thermal Sensor
- Intel® Adaptive Thermal Monitor
- THERMTRIP# and PROCHOT# support
- On-Demand Mode
- Memory Open and Closed Loop Throttling
- Memory Thermal Throttling
- External Thermal Sensor (TS-on-DIMM and TS-on-Board)
- Render Thermal Throttling
- Fan speed control with DTS
- Intel® Turbo Boost Technology 2.0 Power Control

Refer to [Chapter 5, “Thermal Management”](#) for more information.

## 1.4 Package Support

The processor is available in the following packages:


- A 20 mm x 16.5 mm BGA package (BGA1515) for Y-processor line
- A 42 mm x 24 mm BGA package (BGA1356) for U-processor line

## 1.5 Processor Testability

An XDP on-board connector is a must to enable the processor full debug capabilities. For the processor SKUs, a merged XDP connector is highly recommended to enable lower C-state debug.

**Note:** When separate XDP connectors will be used at C8–C10 states, the processor will need to be waked up using the PCH.

**Figure 1-2. Merged XDP connector for Processor and PCH**



The processor includes boundary-scan for board and system level testability.



## 1.6 Terminology

Table 1-2. Terminology (Sheet 1 of 3)

| Term                 | Description   |
|----------------------|---|
| 4K                   | Ultra High Definition (UHD)   |
| AES                  | Advanced Encryption Standard  |
| AGC                  | Adaptive Gain Control   |
| BLT                  | Block Level Transfer  |
| BPP                  | Bits per pixel  |
| CDR                  | Clock and Data Recovery   |
| CTLE                 | Continuous Time Linear Equalizer  |
| DDI                  | Digital Display Interface for DP or HDMI/DVI  |
| DDR3                 | Third-generation Double Data Rate SDRAM memory technology   |
| DDR3L/RS             | DDR3 Low Voltage Reduced Standby Power  |
| DDR4/DDR4-RS         | Fourth-Generation Double Data Rate SDRAM Memory Technology<br>RS - Reduced Standby Power  |
| DFE                  | decision feedback equalizer   |
| DMA                  | Direct Memory Access  |
| DMI                  | Direct Media Interface  |
| DP                   | DisplayPort*  |
| DTS                  | Digital Thermal Sensor  |
| ECC                  | Error Correction Code - used to fix DDR transactions errors   |
| eDP*                 | embedded DisplayPort*   |
| EU                   | Execution Unit in the Processor Graphics  |
| GSA                  | Graphics in System Agent  |
| HDCP                 | High-bandwidth Digital Content Protection   |
| HDMI*                | High Definition Multimedia Interface  |
| IMC                  | Integrated Memory Controller  |
| Intel® 64 Technology | 64-bit memory extensions to the IA-32 architecture  |
| Intel® DPST          | Intel Display Power Saving Technology   |
| Intel® PTT           | Intel Platform Trust Technology   |
| Intel® TSX-NI        | Intel Transactional Synchronization Extensions  |
| Intel® TXT           | Intel Trusted Execution Technology  |
| Intel® VT            | Intel Virtualization Technology. Processor virtualization, when used in conjunction with Virtual Machine Monitor software, enables multiple, robust independent software environments inside a single platform.   |
| Intel® VT-d          | Intel Virtualization Technology (Intel VT) for Directed I/O. Intel VT-d is a hardware assist, under system software (Virtual Machine Manager or OS) control, for enabling I/O device virtualization. Intel VT-d also brings robust security by providing protection from errant DMAs by using DMA remapping, a key feature of Intel VT-d. |
| IOV                  | I/O Virtualization  |
| ISP                  | Image Signal Processor  |
| LFM                  | Low Frequency Mode. corresponding to the Enhanced Intel SpeedStep® Technology's lowest voltage/frequency pair. It can be read at MSR CEh [47:40].   |
| LLC                  | Last Level Cache  |





Table 1-2. Terminology (Sheet 2 of 3)

| Term               | Description   |
|--------------------|---|
| LPDDR3             | Low Power Third-generation Double Data Rate SDRAM memory technology   |
| LPM                | Low-Power Mode. The LPM Frequency is less than or equal to the LFM Frequency. The LPM TDP is lower than the LFM TDP as the LPM configuration limits the processor to single thread operation  |
| LPSP               | Low-Power Single Pipe   |
| MCP                | Multi Chip Package - includes the processor and the PCH. In some SKU's it might have additional On-Package Cache.   |
| LSF                | Lowest Supported Frequency. This frequency is the lowest frequency where manufacturing confirms logical functionality under the set of operating conditions.  |
| MFM                | Minimum Frequency Mode. MFM is the minimum ratio supported by the processor and can be read from MSR CEH [55:48].   |
| MLC                | Mid-Level Cache   |
| NCTF               | Non-Critical to Function. NCTF locations are typically redundant ground or non-critical reserved balls/lands, so the loss of the solder joint continuity at end of life conditions will not affect the overall product functionality.   |
| PAG                | Platform Power Architecture Guide (formerly PDDG)   |
| PCH                | Platform Controller Hub. The chipset with centralized platform capabilities including the main I/O interfaces along with display connectivity, audio features, power management, manageability, security, and storage features. The PCH may also be referred as "chipset".  |
| PECI               | Platform Environment Control Interface  |
| PEG                | PCI Express Graphics  |
| PL1, PL2, PL3      | Power Limit 1, Power Limit 2, Power Limit 3   |
| Processor          | The 64-bit multi-core component (package)   |
| Processor Core     | The term "processor core" refers to Si die itself, which can contain multiple execution cores. Each execution core has an instruction cache, data cache, and 256-KB L2 cache. All execution cores share the LLC.  |
| Processor Graphics | Intel Processor Graphics  |
| PSR                | Panel Self-Refresh  |
| Rank               | A unit of DRAM corresponding to four to eight devices in parallel, ignoring ECC. These devices are usually, but not always, mounted on a single side of a SODIMM.   |
| SCI                | System Control Interrupt. SCI is used in the ACPI protocol.   |
| SDP                | Scenario Design Power. The Power consumed by a typical scenario. For more information, refer to the <i>Scenario Design Power (SDP) Implementation Considerations</i> document (see Related Documents section).  |
| SGX                | Software Guard Extension  |
| SHA                | Secure Hash Algorithm   |
| SSC                | Spread Spectrum Clock   |
| Storage Conditions | A non-operational state. The processor may be installed in a platform, in a tray, or loose. Processors may be sealed in packaging or exposed to free air. Under these conditions, processor landings should not be connected to any supply voltages, have any I/Os biased, or receive any clocks. Upon exposure to "free air" (that is, unsealed packaging or a device removed from packaging material), the processor must be handled in accordance with moisture sensitivity labeling (MSL) as indicated on the packaging material. |
| STR                | Suspend to RAM  |
| TAC                | Thermal Averaging Constant  |
| TCC                | Thermal Control Circuit   |
| TDP                | Thermal Design Power  |



Table 1-2. Terminology (Sheet 3 of 3)

| Term              | Description                     |
|-------------------|---------------------------------|
| TTV TDP           | Thermal Test Vehicle TDP        |
| V <sub>CC</sub>   | Processor core power supply     |
| V <sub>CCGT</sub> | Processor Graphics Power Supply |
| V <sub>CCIO</sub> | I/O Power Supply                |
| V <sub>CCSA</sub> | System Agent Power Supply       |
| V <sub>CCST</sub> | Vcc Sustain Power Supply        |
| V <sub>DDQ</sub>  | DDR Power Supply                |
| VLD               | Variable Length Decoding        |
| VPID              | Virtual Processor ID            |
| V <sub>SS</sub>   | Processor Ground                |
| OPC               | On Package Cache                |

## 1.7 Related Documents

Table 1-3. Related Documents

| Document   | Document Number/<br>Location  |
|--|---|
| 6th Generation Intel® Processor Datasheet for U/Y-Platforms Datasheet, Volume 2 of 2 | 332991  |
| 6th Generation Intel® Processor Family Specification Update                          | 332689  |
| 6th Generation Intel® Processor Families I/O Platform Datasheet, Volume 1 of 2       | 332995  |
| Advanced Configuration and Power Interface 3.0                                       | <a href="http://www.acpi.info/">http://www.acpi.info/</a>   |
| DDR3 SDRAM Specification   | <a href="http://www.jedec.org">http://www.jedec.org</a>   |
| LPDDR3 Specification   | <a href="http://www.jedec.org">http://www.jedec.org</a>   |
| DDR4 Specification   | <a href="http://www.jedec.org">http://www.jedec.org</a>   |
| High Definition Multimedia Interface specification revision 1.4                      | <a href="http://www.hdmi.org/manufacturer/specification.aspx">http://www.hdmi.org/manufacturer/specification.aspx</a>             |
| Embedded DisplayPort* Specification revision 1.4                                     | <a href="http://www.vesa.org/vesa_standards/">http://www.vesa.org/vesa_standards/</a>   |
| DisplayPort* Specification revision 1.2  | <a href="http://www.vesa.org/vesa_standards/">http://www.vesa.org/vesa_standards/</a>   |
| PCI Express* Base Specification Revision 3.0   | <a href="http://www.pcisig.com/specifications">http://www.pcisig.com/specifications</a>   |
| Intel® 64 and IA-32 Architectures Software Developer's Manuals                       | <a href="http://www.intel.com/products/processor/manuals/index.htm">http://www.intel.com/products/processor/manuals/index.htm</a> |

§ §



# 2 Interfaces

## 2.1 System Memory Interface

- Two channels of DDR3L/-RS, LPDDR3 and DDR4/-RS memory with a maximum of two DIMMs per channel. DDR technologies, number of DIMMs per channel, number of ranks per channel are SKU dependent.
- UDIMM, SODIMM, and Memory Down support (based on SKU)
- Single-channel and dual-channel memory organization modes
- Data burst length of eight for all memory organization modes
- DDR3L/-RS I/O Voltage of 1.35V - based on processor line
- LPDDR3 I/O voltage of 1.2V
- DDR4/-RS I/O Voltage of 1.2V
- 64-bit wide channels
- /Non-ECC UDIMM and SODIMM DDR4/DDR3L/-RS support (based on SKU)
- Theoretical maximum memory bandwidth of:
  - 20.8 GB/s in dual-channel mode assuming 1333 MT/s
  - 25.0 GB/s in dual-channel mode assuming 1600 MT/s
  - 29.1 GB/s in dual-channel mode assuming 1866 MT/s
  - 33.3 GB/s in dual-channel mode assuming 2133 MT/s

**Note:** Memory down of all technologies (DDR3L/DDR4/LPDDR3) should be implemented homogeneously, which means that all DRAM devices should be from the same vendor and have the same part number. Implementing a mix of DRAM devices may cause serious signal integrity and functional issues.

### 2.1.1 System Memory Technology Supported

The Integrated Memory Controller (IMC) supports DDR3L/-RS, LPDDR3 and DDR4/-RS protocols with two independent, 64-bit wide channels.

**Table 2-1. Processor DRAM Support Matrix**

| Processor Line   | DPC <sup>1</sup> | DDR3L/-RS | DDR4/-RS               | LPDDR3                 |
|------------------|------------------|-----------|------------------------|------------------------|
| U-processor line | 1                | 1333/1600 | 1866/2133 <sup>4</sup> | 1600/1866 <sup>3</sup> |
| Y-processor line | 1                | N/A       | N/A                    | 1600/1866 <sup>2</sup> |

**Notes:**

1. DPC = DIMM Per Channel.
2. Increasing the LPDDR3 rate to 1866 MT/s may lead to TDP power penalty up to 320mW, and 5-7% battery life impact.
3. Increasing the LPDDR3 rate to 1866 MT/s may lead to TDP power penalty up to 300mW, and 5-7% battery life impact.
4. Increasing the DDR4 rate to 2133 MT/s may lead to TDP power penalty up to 400mW, and 5-10% battery life impact.

- DDR3L/-RS Data Transfer Rates:
  - 1333 MT/s (PC3-10600)
  - 1600 MT/s (PC3-12800)



- DDR4/-RS Data Transfer Rates:
  - 1866 MT/s (PC4-1866)
  - 2133 MT/s (PC4-2133)
- LPDDR3 Data Transfer Rates:
  - 1600 MT/s
  - 1866 MT/s
- SODIMM Modules:
  - DDR3L/-RS SODIMM/UDIMM Modules:
    - Standard 4-Gb technology and addressing are supported for x8 and x16 devices.
  - DDR4/-RS SODIMM/UDIMM Modules:
    - Standard 4-Gb and 8-Gb technologies and addressing are supported for x8 and x16 devices.

There is no support for memory modules with different technologies or capacities on opposite sides of the same memory module. If one side of a memory module is populated, the other side is either identical or empty.

- DDR3L/-RS Memory Down: Single and dual rank x8, x16 (based on SKU)
- DDR4/-RS Memory Down: Single rank x8, x16 (based on SKU)
- LPDDR3 Memory Down: Single and Dual Rank x32/x64 (based on SKU)

### 2.1.1.1 DDR3L/-RS Supported Memory Modules and Devices

**Table 2-2. Supported DDR3L/-RS Non-ECC SODIMM Module Configurations (U-Processor Line)**

| Raw Card Version | DIMM Capacity | DRAM Device Technology | DRAM Organization | # of DRAM Devices | # of Ranks | # of Row/Col Address Bits | # of Banks Inside DRAM | Page Size |
|------------------|---------------|------------------------|-------------------|-------------------|------------|---------------------------|------------------------|-----------|
| A                | 4GB           | 4Gb                    | 256M x 16         | 8                 | 2          | 15/10                     | 8                      | 8K        |
| B                | 4GB           | 4Gb                    | 512M x 8          | 8                 | 1          | 16/10                     | 8                      | 8K        |
| C                | 2GB           | 4Gb                    | 256M x 16         | 4                 | 1          | 15/10                     | 8                      | 8K        |
| F                | 8GB           | 4Gb                    | 512M x 8          | 16                | 2          | 16/10                     | 8                      | 8K        |

**Table 2-3. Supported DDR3L/-RS Memory Down Module Configurations (U-Processor Line)**

| PKG Type (Dies bits x PKG bits) | Max System Capacity | DRAM Device Technology | DRAM Organization | Die Density | Dies Per Channel | PKGs per Channel | # of DRAM Ranks | # of Banks Inside DRAM | Page Size |
|---------------------------------|---------------------|------------------------|-------------------|-------------|------------------|------------------|-----------------|------------------------|-----------|
| SDP 8x8                         | 16GB                | 4Gb                    | 512M x 8          | 4 Gb        | 16               | 16               | 1               | 16                     | 8K        |
| SDP 16x16                       | 8GB                 | 4Gb                    | 256M x 16         | 4 Gb        | 8                | 8                | 1               | 16                     | 8K        |
| DDP 16x16                       | 8GB                 | 8Gb                    | 256M x 16         | 4 Gb        | 8                | 4                | 2               | 16                     | 8K        |

**Note:** Maximum system capacity is referred to 2 channels populated with 2 ranks per channel.



### 2.1.1.2 DDR4/-RS Supported Memory Modules and Devices

**Table 2-4. Supported DDR4/-RS Non-ECC SODIMM Module Configurations (U-Processor Line)**

| Raw Card Version | DIMM Capacity | DRAM Device Technology | DRAM Organization | # of DRAM Devices | # of Ranks | # of Row/ Col Address Bits | # of Banks Inside DRAM | Page Size |
|------------------|---------------|------------------------|-------------------|-------------------|------------|----------------------------|------------------------|-----------|
| A                | 4GB           | 4Gb                    | 512M x 8          | 8                 | 1          | 15/10                      | 16                     | 8K        |
| A                | 8GB           | 8Gb                    | 1024M x 8         | 8                 | 1          | 16/10                      | 16                     | 8K        |
| B                | 8GB           | 4Gb                    | 512M x 8          | 16                | 2          | 15/10                      | 16                     | 8K        |
| B                | 16GB          | 8Gb                    | 1024M x 8         | 16                | 2          | 16/10                      | 16                     | 8K        |
| E                | 8GB           | 4Gb                    | 512M x 8          | 16                | 2          | 15/10                      | 16                     | 8K        |
| E                | 16GB          | 8Gb                    | 1024M x 8         | 16                | 2          | 16/10                      | 16                     | 8K        |

**Table 2-5. Supported DDR4/-RS Memory Down Module Configurations (U-Processor Line)**

| Max. System Capacity | PKG Type (Dies bits x PKG bits) | DRAM Organization /PKG Type | PKG Density | Die Density | Dies Per Channel | Rank Per Channel | PKGs Per channel | Physical Device Rank | Banks Inside DRAM | Page Size |
|----------------------|---------------------------------|-----------------------------|-------------|-------------|------------------|------------------|------------------|----------------------|-------------------|-----------|
| 16GB                 | SDP 8x8                         | 512M x 8                    | 4Gb         | 4Gb         | 16               | 2                | 16               | 1                    | 16                | 8K        |
| 32GB                 | SDP 8x8                         | 1024M x 8                   | 8Gb         | 8Gb         | 16               | 2                | 16               | 1                    | 16                | 8K        |
| 4GB                  | SDP 16x16                       | 256M x 16                   | 4Gb         | 4Gb         | 4                | 1                | 8                | 1                    | 8                 | 8K        |
| 8GB                  | SDP 16x16                       | 512M x 16                   | 8Gb         | 8Gb         | 4                | 1                | 8                | 1                    | 8                 | 8K        |
| 16GB                 | DDP 8x16                        | 1024M x 16                  | 16Gb        | 8Gb         | 8                | 1                | 4                | 1                    | 16                | 8k        |

**Notes:**  
 1. The maximum system capacity for x8 devices refers to 2 channels, 2 ranks systems.  
 2. The maximum system capacity for x16 devices refers to 2 channels, 1 rank systems.

### 2.1.1.3 LPDDR3 Supported Memory Devices

**Table 2-6. Supported LPDDR3 x32 DRAMs Configurations (U/Y-Processor Line)**

| Max. System Capacity | PKG Type (Dies bits x PKG bits) | DRAM Organization /PKG Type | Die Density | PKG Density | Dies Per Channel | PKGs Per Channel | Physical Device Rank | Banks Inside DRAM | Page Size |
|----------------------|---------------------------------|-----------------------------|-------------|-------------|------------------|------------------|----------------------|-------------------|-----------|
| 2 GB                 | SDP 32x32                       | 128Mx32                     | 4 Gb        | 4Gb         | 2                | 2                | 1                    | 8                 | 8K        |
| 4 GB                 | DDP 32x32                       | 256Mx32                     | 4 Gb        | 8Gb         | 4                | 2                | 2                    | 8                 | 8K        |
| 8 GB                 | QDP 16x32                       | 512Mx32                     | 4 Gb        | 16Gb        | 8                | 2                | 2                    | 8                 | 8K        |
| 4 GB                 | SDP 32x32                       | 256Mx32                     | 8 Gb        | 8Gb         | 2                | 2                | 1                    | 8                 | 8K        |
| 8 GB                 | DDP 32x32                       | 512Mx32                     | 8 Gb        | 16Gb        | 4                | 2                | 2                    | 8                 | 8K        |
| 16 GB                | QDP 16x32                       | 1024Mx32                    | 8 Gb        | 32Gb        | 8                | 2                | 2                    | 8                 | 8K        |

**Notes:**  
 1. x32 devices are 178 balls.  
 2. SDP = Single Die Package, DDP = Dual Die Package, QDP = Quad Die Package



**Table 2-7. Supported LPDDR3 x64 DRAMs Configurations (U/Y-Processor Line)**

| Max. System Capacity | PKG Type (Dies bits x PKG bits) | DRAM Organization /PKG Type | Die Density | PKG Density | Dies Per Channel | PKGs Per Channel | Physical Device Rank | Banks Inside DRAM | Page Size |
|----------------------|---------------------------------|-----------------------------|-------------|-------------|------------------|------------------|----------------------|-------------------|-----------|
| 2 GB                 | DDP 32x64                       | 128Mx64                     | 4 Gb        | 8 Gb        | 2                | 1                | 1                    | 8                 | 8K        |
| 4 GB                 | QDP 32x64                       | 256Mx64                     | 4 Gb        | 16 Gb       | 4                | 1                | 2                    | 8                 | 8K        |
| 4 GB                 | DDP 32x64                       | 256Mx64                     | 8 Gb        | 16 Gb       | 2                | 1                | 1                    | 8                 | 8K        |
| 8 GB                 | QDP 32x64                       | 512Mx64                     | 8 Gb        | 32 Gb       | 4                | 1                | 2                    | 8                 | 8K        |

**Notes:**  
 1. x64 devices are 253 balls.  
 2. SDP = Single Die Package, DDP = Dual Die Package, QDP = Quad Die Package

### 2.1.2 System Memory Timing Support

The IMC supports the following DDR Speed Bin, CAS Write Latency (CWL), and command signal mode timings on the main memory interface:

- tCL = CAS Latency
- tRCD = Activate Command to READ or WRITE Command delay
- tRP = PRECHARGE Command Period
- CWL = CAS Write Latency
- Command Signal modes:
  - 1N indicates a new DDR3L/DDR4 command may be issued every clock
  - 2N indicates a new DDR3L/DDR4 command may be issued every 2 clocks
  - 0.5N (LPDDR3 Only) indicates that each command may be issued at rising or/and falling clock edge. Command launch mode programming depends on the transfer rate and memory configuration.

**Table 2-8. DRAM System Memory Timing Support**

| DRAM Device | Transfer Rate (MT/s) | tCL (tCK) | tRCD (tCK) | tRP (tCK) | CWL (tCK) | DPC (SODIMM Only) | CMD Mode |
|-------------|----------------------|-----------|------------|-----------|-----------|-------------------|----------|
| DDR3L/-RS   | 1333                 | 8/9       | 8/9        | 8/9       | 7         | 1 or 2            | 1N/2N    |
|             | 1600                 | 10/11     | 10/11      | 10/11     | 8         | 1 or 2            | 1N/2N    |
| DDR4/-RS    | 1866                 | 12/13/14  | 12/13/14   | 12/13/14  | 10/12/12  | 1 or 2            | 1N/2N    |
|             | 2133                 | 14/15/16  | 14/15/16   | 14/15/16  | 11/14/14  | 1 or 2            | 1N/2N    |
| LPDDR3      | 1333                 | 10        | 12         | 12        | 7         | 1                 | 0.5N     |
|             | 1600                 | 12        | 15         | 15        | 8         | 1                 | 0.5N     |



### 2.1.3 System Memory Organization Modes

The IMC supports two memory organization modes, single-channel and dual-channel. Depending upon how the DDR Schema and DIMM Modules are populated in each memory channel, a number of different configurations can exist.

#### Single-Channel Mode

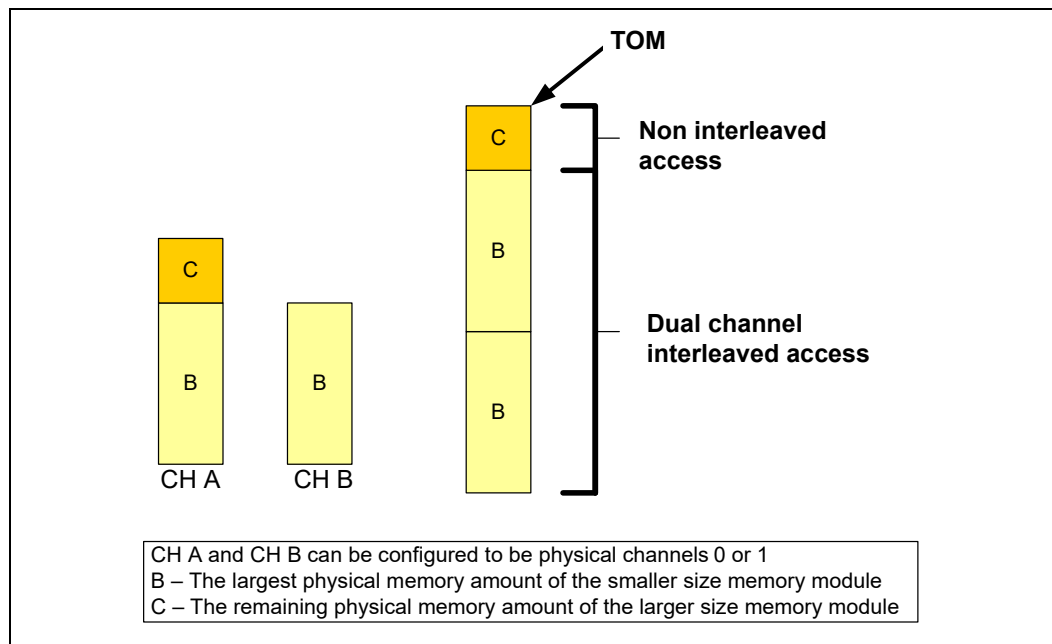
In this mode, all memory cycles are directed to a single channel. Single-Channel mode is used when either the Channel A or Channel B DIMM connectors are populated in any order, but not both.

#### Dual-Channel Mode—Intel® Flex Memory Technology Mode

The IMC supports Intel Flex Memory Technology Mode. Memory is divided into a symmetric and asymmetric zone. The symmetric zone starts at the lowest address in each channel and is contiguous until the asymmetric zone begins or until the top address of the channel with the smaller capacity is reached. In this mode, the system runs with one zone of dual-channel mode and one zone of single-channel mode, simultaneously, across the whole memory array.

**Note:** Channels A and B can be mapped for physical channel 0 and 1 respectively or vice versa; however, channel A size must be greater or equal to channel B size.

**Figure 2-1. Intel® Flex Memory Technology Operations**



#### Dual-Channel Symmetric Mode (Interleaved Mode)

Dual-Channel Symmetric mode, also known as interleaved mode, provides maximum performance on real world applications. Addresses are ping-ponged between the channels after each cache line (64-byte boundary). If there are two requests, and the second request is to an address on the opposite channel from the first, that request can be sent before data from the first request has returned. If two consecutive cache lines are requested, both may be retrieved simultaneously, since they are ensured to be on



opposite channels. Use Dual-Channel Symmetric mode when both Channel A and Channel B DIMM connectors are populated in any order, with the total amount of memory in each channel being the same.

When both channels are populated with the same memory capacity and the boundary between the dual channel zone and the single channel zone is the top of memory, IMC operates completely in Dual-Channel Symmetric mode.

**Note:** The DRAM device technology and width may vary from one channel to the other.

## 2.1.4 System Memory Frequency

In all modes, the frequency of system memory is the lowest frequency of all memory modules placed in the system, as determined through the SPD registers on the memory modules. The system memory controller supports up to two DIMM connectors per channel. If DIMMs with different latency are populated across the channels, the BIOS will use the slower of the two latencies for both channels. For Dual-Channel modes both channels must have a DIMM connector populated. For Single-Channel mode, only a single channel can have a DIMM connector populated.

## 2.1.5 Technology Enhancements of Intel® Fast Memory Access

The following sections describe the Just-in-Time Scheduling, Command Overlap, and Out-of-Order Scheduling Intel FMA technology enhancements.

### Just-in-Time Command Scheduling

The memory controller has an advanced command scheduler where all pending requests are examined simultaneously to determine the most efficient request to be issued next. The most efficient request is picked from all pending requests and issued to system memory Just-in-Time to make optimal use of Command Overlapping. Thus, instead of having all memory access requests go individually through an arbitration mechanism forcing requests to be executed one at a time, they can be started without interfering with the current request allowing for concurrent issuing of requests. This allows for optimized bandwidth and reduced latency while maintaining appropriate command spacing to meet system memory protocol.

### Command Overlap

Command Overlap allows the insertion of the DRAM commands between the Activate, Pre-charge, and Read/Write commands normally used, as long as the inserted commands do not affect the currently executing command. Multiple commands can be issued in an overlapping manner, increasing the efficiency of system memory protocol.

### Out-of-Order Scheduling

While leveraging the Just-in-Time Scheduling and Command Overlap enhancements, the IMC continuously monitors pending requests to system memory for the best use of bandwidth and reduction of latency. If there are multiple requests to the same open page, these requests would be launched in a back to back manner to make optimum use of the open memory page. This ability to reorder requests on the fly allows the IMC to further reduce latency and increase bandwidth efficiency.





## 2.1.6 Data Scrambling

The system memory controller incorporates a Data Scrambling feature to minimize the impact of excessive di/dt on the platform system memory VRs due to successive 1s and 0s on the data bus. Past experience has demonstrated that traffic on the data bus is not random and can have energy concentrated at specific spectral harmonics creating high di/dt which is generally limited by data patterns that excite resonance between the package inductance and on die capacitances. As a result the system memory controller uses a data scrambling feature to create pseudo-random patterns on the system memory data bus to reduce the impact of any excessive di/dt.

## 2.1.7 DDR I/O Interleaving

The processor supports I/O interleaving, which has the ability to swap DDR bytes for routing considerations. BIOS configures the I/O interleaving mode before DDR training.

**Note:** The Y-processor line package is optimized only for Non-Interleaving (NIL) mode

There are 2 supported modes:

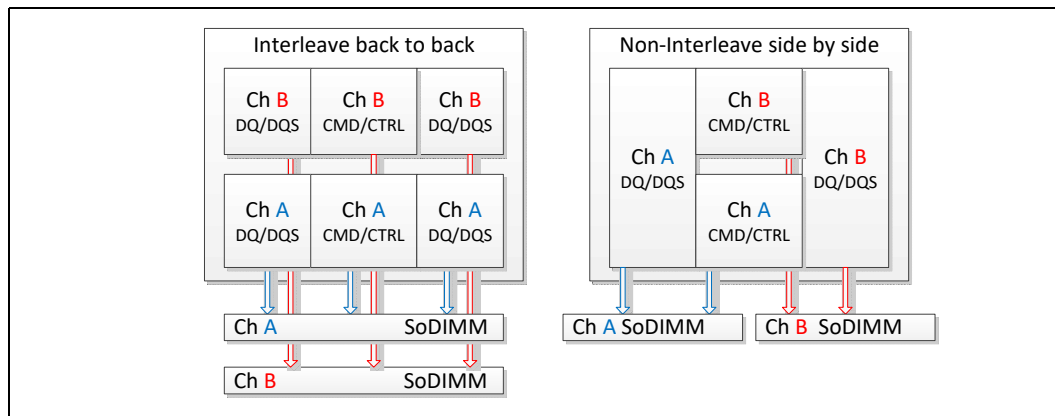
- Interleave (IL)
- Non-Interleave (NIL)

The following table and figure describe the pin mapping between the IL and NIL modes.

**Table 2-9. Interleave (IL) and Non-Interleave (NIL) Modes Pin Mapping**

| IL      |       | NIL     |       |
|---------|-------|---------|-------|
| Channel | Byte  | Channel | Byte  |
| DDR0    | Byte0 | DDR0    | Byte0 |
| DDR0    | Byte1 | DDR0    | Byte1 |
| DDR0    | Byte2 | DDR0    | Byte4 |
| DDR0    | Byte3 | DDR0    | Byte5 |
| DDR0    | Byte4 | DDR1    | Byte0 |
| DDR0    | Byte5 | DDR1    | Byte1 |
| DDR0    | Byte6 | DDR1    | Byte4 |
| DDR0    | Byte7 | DDR1    | Byte5 |
| DDR1    | Byte0 | DDR0    | Byte2 |
| DDR1    | Byte1 | DDR0    | Byte3 |
| DDR1    | Byte2 | DDR0    | Byte6 |
| DDR1    | Byte3 | DDR0    | Byte7 |
| DDR1    | Byte4 | DDR1    | Byte2 |
| DDR1    | Byte5 | DDR1    | Byte3 |
| DDR1    | Byte6 | DDR1    | Byte6 |
| DDR1    | Byte7 | DDR1    | Byte7 |

**Figure 2-2. Interleave (IL) and Non-Interleave (NIL) Modes Mapping**



### 2.1.8 Data Swapping

By default, the processor supports on-board data swapping in two manners (for all segments and DRAM technologies):

- byte (DQ+DQS) swapping between bytes in the same channel.
- bit swapping within specific byte.

### 2.1.9 DRAM Clock Generation

Every supported rank has a differential clock pair. There are a total of four clock pairs driven directly by the processor to DRAM.

### 2.1.10 DRAM Reference Voltage Generation

The memory controller has the capability of generating the DDR3L/-RS, LPDDR3 and DDR4/-RS Reference Voltage (VREF) internally for both read and write operations. The generated VREF can be changed in small steps, and an optimum VREF value is determined for both during a cold boot through advanced training procedures in order to provide the best voltage to achieve the best signal margins.

## 2.2 Processor Graphics

The processor graphics is based on Gen 9 LP (generation 9 Low Power) graphics core architecture that enables substantial gains in performance and lower-power consumption over prior generations. Gen 9 LP architecture supports up to 72 Execution Units (EUs) with On-Package Cache depending on the processor SKU.

The new processor graphics architecture delivers high dynamic range of scaling to address segments spanning low power to high power, increased performance per watt, support for next generation of APIs and extends heterogeneous programmability with IA core/GPU and Shared Virtual memory (SVM). Gen 9 LP scalable architecture is partitioned by usage domains along Render/Geometry, Media, and Display. The architecture also delivers very low-power video playback and next generation analytics and filters for imaging related applications. The new Graphics Architecture includes 3D



compute elements, Multi-format HW assisted decode/encode pipeline, and Mid-Level Cache (MLC) for superior high definition playback, video quality, and improved 3D performance and media.

The Display Engine handles delivering the pixels to the screen. GSA (Graphics in System Agent) is the primary channel interface for display memory accesses and "PCI-like" traffic in and out.

The display engine supports the latest display standards such as eDP\* 1.3, DP\* 1.2, HDMI\* 1.4, HW support for blend, scale, rotate, compress, high PPI support, and advanced SRD2 display power management.

### 2.2.1 API Support (Windows\*)

- Direct3D\* 2015, Direct3D 11.2, Direct3D 11.1, Direct3D 9, Direct3D 10, Direct2D
- OpenGL\* 5.0
- OpenCL\* 2.1, OpenCL 2.0, OpenCL 1.2

DirectX\* extensions:

- PixelSync, InstantAccess, Conservative Rasterization, Render Target Reads, Floating-point De-norms, Shared Virtual memory, Floating Point atomics, MSAA sample-indexing, Fast Sampling (Coarse LOD), Quilted Textures, GPU Enqueue Kernels, GPU Signals processing unit. Other enhancements include color compression.

Gen 9 LP architecture delivers hardware acceleration of Direct X\* 11 Render pipeline comprising of the following stages: Vertex Fetch, Vertex Shader, Hull Shader, Tessellation, Domain Shader, Geometry Shader, Rasterizer, Pixel Shader, Pixel Output.

### 2.2.2 Media Support (Intel® QuickSync & Clear Video Technology HD)

Gen 9 LP implements multiple media video codecs in hardware as well as a rich set of image processing algorithms.

**Note:** All supported media codecs operate on 8 bpc, YCbCr 4:2:0 video profiles.

#### 2.2.2.1 Hardware Accelerated Video Decode

Gen 9 LP implements a high-performance and low-power HW acceleration for video decoding operations for multiple video codecs.

The HW decode is exposed by the graphics driver using the following APIs:

- Direct3D\* 9 Video API (DXVA2)
- Direct3D11 Video API
- Intel Media SDK
- MFT (Media Foundation Transform) filters.

Gen 9 LP supports full HW accelerated video decoding for AVC/VC1/MPEG2/HEVC/VP8/JPEG.

**Note:** HEVC – 8-bit support.

**Table 2-10. Hardware Accelerated Video Decoding**

| Codec      | Profile                      | Level                | Maximum Resolution                                 |
|------------|------------------------------|----------------------|--|
| MPEG2      | Main                         | Main High            | 1080p  |
| VC1/WMV9   | Advanced<br>Main<br>Simple   | L3<br>High<br>Simple | 3840x3840  |
| AVC/H264   | High<br>Main<br>MVC & stereo | L5.1                 | 2160p(4K)  |
| VP8        | 0                            | Unified level        | 1080p  |
| JPEG/MJPEG | Baseline                     | Unified level        | 16k x16k   |
| HEVC/H265  | Main                         | L5.1                 | 2160(4K)   |
| VP9*       | 0 (4:2:0 Chroma 8-bit)       | Unified level        | ULT, 4k 24fps @15Mbps<br>ULX, 1080p 30fps @ 10Mbps |

Expected performance:

- More than 16 simultaneous decode streams @ 1080p.

**Note:**

Actual performance depends on the processor SKU, content bit rate, and memory frequency. Hardware decode for H264 SVC is not supported.

**2.2.2.2 Hardware Accelerated Video Encode**

Gen 9 LP implements a high-performance and low-power HW acceleration for video decoding operations for multiple video codecs.

The HW encode is exposed by the graphics driver using the following APIs:

- Intel Media SDK
- MFT (Media Foundation Transform) filters

Gen 9 LP supports full HW accelerated video encoding for AVC/MPEG2/HEVC/VP8/JPEG.

**Table 2-11. Hardware Accelerated Video Encode**

| Codec     | Profile  | Level         | Maximum Resolution |
|-----------|--|---------------|--------------------|
| MPEG2     | Main   | High          | 1080p              |
| AVC/H264  | Main<br>High   | L5.1          | 2160p(4K)          |
| VP8       | Unified profile  | Unified level | —                  |
| JPEG      | Baseline   | —             | 16Kx16K            |
| HEVC/H265 | Main   | L5.1          | 2160p(4K)          |
| VP9       | Support 8 bits 4:2:0 BT2020<br>may be obtained the pre/<br>post processing | —             | —                  |

**Note:**

Hardware decode for H264 SVC is not supported.



### 2.2.2.3 Hardware Accelerated Video Processing

There is hardware support for image processing functions such as De-interlacing, Film cadence detection, Advanced Video Scaler (AVS), detail enhancement, image stabilization, gamut compression, HD adaptive contrast enhancement, skin tone enhancement, total color control, Chroma de-noise, SFC pipe (Scalar and Format Conversion), memory compression, Localized Adaptive Contrast Enhancement (LACE), spatial de-noise, Out-Of-Loop De-blocking (from AVC decoder), 16 bpc support for de-noise/de-mosaic.

There is support for Hardware assisted Motion Estimation engine for AVC/MPEG2 encode, True Motion, and Image stabilization applications.

The HW video processing is exposed by the graphics driver using the following APIs:

- Direct3D\* 9 Video API (DXVA2).
- Direct3D 11 Video API.
- Intel Media SDK.
- MFT (Media Foundation Transform) filters.
- Intel CUI SDK.

**Note:** Not all features are supported by all the above APIs. Refer to the relevant documentation for more details.

### 2.2.2.4 Hardware Accelerated Transcoding

Transcoding is a combination of decode video processing (optional) and encode. Using the above hardware capabilities can accomplish a high-performance transcode pipeline. There is not a dedicated API for transcoding.

The processor graphics supports the following transcoding features:

- Low-power and low-latency AVC encoder for video conferencing and Wireless Display applications.
- Lossless memory compression for media engine to reduce media power.
- HW assisted Advanced Video Scaler.
- Low power Scaler and Format Converter.

Expected performance:

- Y-processor line: 10x 1080p30 RT (previous generation is 5x 1080p30 RT).
- U-processor line: 12x 1080p30 RT (same as previous generation).

**Note:** Actual performance depends on processor line, video processing algorithms used, content bit rate, and memory frequency.

### 2.2.3 Camera Pipe Support

Camera pipe functions such as de-mosaic, white balance, defect pixel correction, black level correction, gamma correction, LGCA, vignette control, Front end Color Space Converter (CSC), Image Enhancement Color Processing (IECP).



### 2.2.4 Switchable/Hybrid Graphics

The processor supports Switchable/Hybrid graphics.

Switchable graphics: The Switchable Graphics feature allows you to switch between using the Intel integrated graphics and a discrete graphics card. The Intel Integrated Graphics driver will control the switching between the modes. In most cases it will operate as follows: when connected to AC power - Discrete graphic card; when connected to DC (battery) - Intel integrated GFX

Hybrid graphics: Intel integrated graphics and a discrete graphics card work cooperatively to achieve enhanced power and performance.

**Table 2-12. Switchable/Hybrid Graphics Support**

| Operating System | Hybrid Graphics  | Switchable Graphics <sup>2</sup> |
|------------------|------------------|----------------------------------|
| Windows* 7       | N/A              | Yes <sup>1</sup>                 |
| Windows* 8.1     | Yes <sup>1</sup> | N/A                              |
| Windows* 10      | Yes <sup>1</sup> | N/A                              |

**Notes:**  
 1. Contact your graphics vendor to check for support.  
 2. Intel does not validate any SG configurations on Win8.1 or Win10.

### 2.2.5 Gen 9 LP Video Analytics

There is HW assist for video analytics filters such as scaling, convolve 2D/1D, minmax, 1P filter, erode, dilate, centroid, motion estimation, flood fill, cross correlation, Local Binary Pattern (LBP).

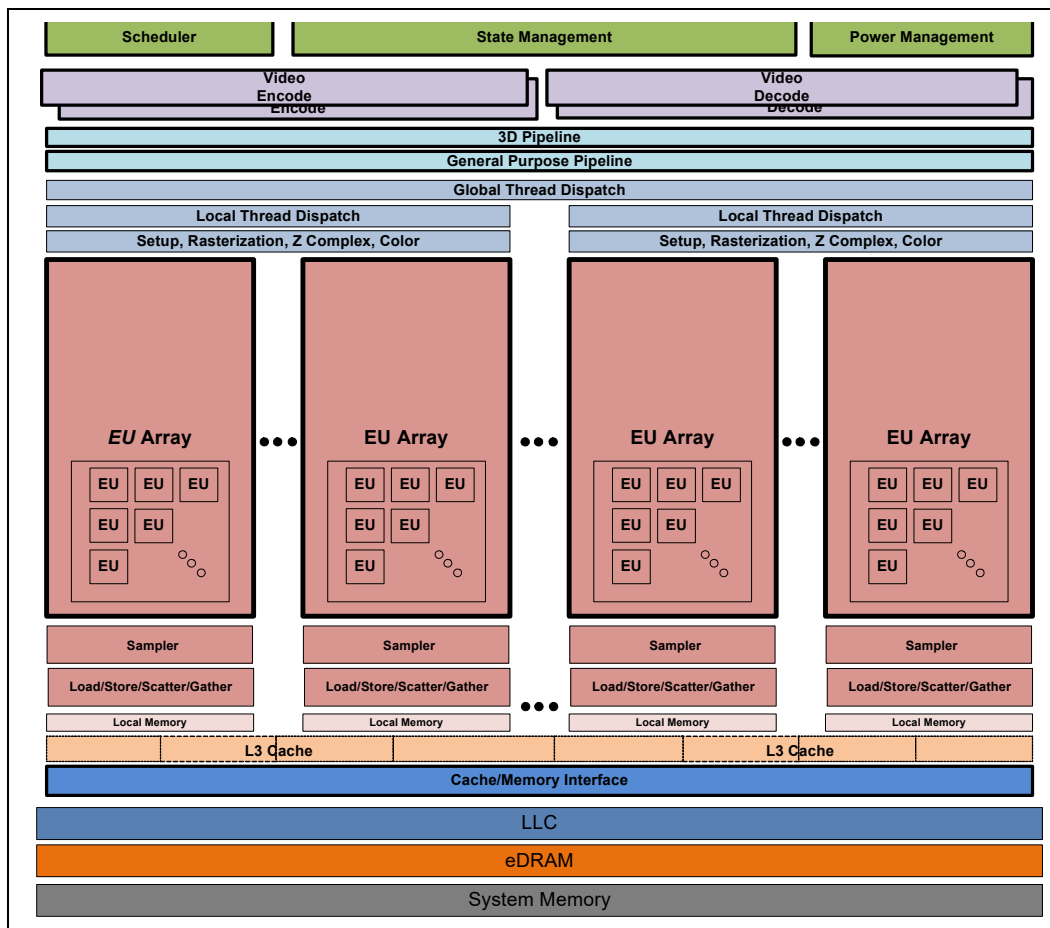
**Figure 2-3. Video Analytics Common Use Cases**

| Usage                | Scaling | Convolve<br>2D / 1D | MinMax<br>Filter | Erode | Dilate | Centroid | Motion<br>Estimation | Floodfill | Cross<br>Correlation | LBP<br>Creation |
|----------------------|---------|---------------------|------------------|-------|--------|----------|----------------------|-----------|----------------------|-----------------|
| Face Detection       | ■       | ■                   | ■                | ■     | ■      | ■        |                      |           |                      |                 |
| Face Expressions     | ■       | ■                   | ■                |       |        | ■        |                      |           |                      |                 |
| Face Recognition     | ■       |                     |                  |       |        | ■        |                      |           |                      | ■               |
| Face Tracking        |         | ■                   | ■                |       |        |          | ■                    |           |                      |                 |
| Gesture Detection    | ■       |                     | ■                | ■     | ■      | ■        |                      | ■         |                      |                 |
| Gesture Tracking     |         | ■                   | ■                |       |        |          | ■                    |           |                      |                 |
| Scene Identification | ■       |                     | ■                |       |        | ■        |                      |           |                      |                 |
| 2D to 3D Video       | ■       | ■                   | ■                |       |        |          | ■                    |           |                      | ■               |
| Object Detection     | ■       | ■                   | ■                | ■     | ■      | ■        |                      |           | ■                    |                 |
| Object Tracking      |         | ■                   | ■                |       |        |          | ■                    |           |                      |                 |
| Video Enhancement    | ■       | ■                   | ■                | ■     | ■      | ■        | ■                    |           |                      |                 |
| Video Segmentation   | ■       | ■                   | ■                |       |        |          | ■                    |           |                      |                 |
| Visual Search        |         |                     | ■                | ■     | ■      | ■        |                      |           |                      |                 |
| Stereo               | ■       | ■                   |                  |       |        |          | ■                    | ■         | ■                    | ■               |
| Superes              | ■       | ■                   |                  |       |        |          |                      |           | ■                    |                 |



## 2.2.6 Gen 9 LP (Generation 9 Low Power) Block Diagram

Figure 2-4. Gen 9 LP Block Diagram



## 2.2.7 GT2/3/4 Graphics Frequency

Table 2-13. GT2/3/4 Graphics Frequency (U/Y-Processor Line)

| Segment               | GT Unslice               | GT Unslice + 1 GT Slice       | GT Unslice + 2 GT Slice            | GT Unslice + 3 GT Slice |
|-----------------------|--------------------------|-------------------------------|------------------------------------|-------------------------|
| Y - dual core GT2     | GT Max Dynamic frequency | [GT Unslice only] - (1or2)BIN | —                                  | —                       |
| U - dual core GT2     | GT Max Dynamic frequency | [GT Unslice only] - (1or2)BIN | —                                  | —                       |
| U - dual core GT3+OCP | GT Max Dynamic frequency | [GT Unslice only] - (1or2)BIN | [GT Unslice + 1 Slice] - (1or2)BIN | —                       |



## 2.3 Display Interfaces

The processor supports single eDP\* interface and 2 or 3 DDI interfaces (depends on segment):

- DDI interface can be configured as DisplayPort\* or HDMI\*.
- Each DDI can support dual mode (DP++).
- Each DDI can support DVI (DVI max resolution is 1920x1200 @ 60 Hz).
- The DisplayPort\* can be configured to use 1, 2, or 4 lanes depending on the bandwidth requirements and link data rate.
- DDI ports notated as: DDI B, C, D.
- U/Y-processor line processors supports eDP\* and up to 2 DDI supporting DP\*/HDMI\*.
- AUX/DDC signals are valid for each DDI Port. (Two for U/Y-processor line)
- Total Five dedicated HPD (Hot-plug detect signals) are valid for all processor SKUs.

**Note:** SSC is supported in eDP\*/DP for all processor lines.

- DDI ports (B, C, and D) are disabled if No Connect Pull-Up resistor on following PCH signals: DDPB\_CTRLDATA, DDPC\_CTRLDATA and DDPD\_CTRLDATA accordingly.
- eDP\* port is Disabled if No Connect Pull-Down resistor on CFG[4].
- SW strap can override HW strap.

**Note:** The processor platform supports DP Type-C implementation with additional discrete components.

The technologies supported by the processor are listed in the following table.

**Table 2-14. embedded DisplayPort\* (eDP\*)/DDI Ports Availability**

| Ports      | Port name in VBT | U/Y-Processor Line <sup>2,3</sup> |
|------------|------------------|-----------------------------------|
| DDI0 - eDP | Port A           | Yes                               |
| DDI1       | Port B           | Yes                               |
| DDI2       | Port C           | Yes                               |
| DDI3       | Port D           | No <sup>4</sup>                   |
| DDI4 - eDP | Port E           | No                                |

**Notes:**

- Port E is bifurcated from eDP, need to use available AUX (if HDMI is in used).
  - For example, DT can use eDP\_AUX for VGA converter which is available as free Design but HPD must be used as DDPE\_HPD3.
- 3xDDC (DDPB, DDPC, DDPD) are valid for all processor SKUs (for U/Y-processor lines DDC signals description, refer to PCH-U/Y Datasheet Volume 1).
- 5xHPD (PCH) inputs (eDP\_HPD, DDPB\_HPD0, DDPC\_HPD1, DDPD\_HPD2, DDPE\_HPD3) are valid for all processor SKUs.
- No Port D for U-processor line, DDI3\_AUX exists as reserved.
- VBT provides a configuration option to select the four AUX channels A/B/C/D for a given port, based on how the aux channel lines are connected physically on the board





**Table 2-15. Display Technologies Support**

| Technology  | Standard  |
|---|---|
| <b>eDP* 1.3</b>   | VESA* embedded DisplayPort* Standard 1.3  |
| <b>DisplayPort* 1.2</b>   | VESA DisplayPort* Standard 1.2<br>VESA DisplayPort* PHY Compliance Test Specification 1.2<br>VESA DisplayPort* Link Layer Compliance Test Specification 1.2 |
| <b>HDMI* 1.4<sup>1</sup></b>  | High-Definition Multimedia Interface Specification Version 1.4  |
| <b>Note:</b>  |   |
| 1. HDMI* 2.0 support is possible using LS-Pcon converter chip connected to the DP port. The LS-Pcon supports 2 modes: |   |
| a. Level shifter for HDMI 1.4 resolutions.  |   |
| b. DP-HDMI 2.0 protocol converter for HDMI 2.0 resolutions.   |   |

- The HDMI\* interface supports HDMI with 3D, 4Kx2K@24Hz, Deep Color, and x.v.Color.
- The processor supports High-bandwidth Digital Content Protection (HDCP) for high definition content playback over digital interfaces, HDCP is not supported for eDP.
- The processor supports eDP\* display authentication: Alternate Scrambler Seed Reset (ASSR).
- The processor supports Multi-Stream Transport (MST), enabling multiple monitors to be used via a single DisplayPort connector.  
The max MST DP supported resolution for U/Y-processor line is shown in the following table.

**Table 2-16. Display Resolutions and Link Bandwidth for Multi-Stream Transport calculations (Sheet 1 of 2)**

| Pixels per line | Lines | Refresh Rate [Hz] | Pixel Clock [MHz] | Link Bandwidth [Gbps] |
|-----------------|-------|-------------------|-------------------|-----------------------|
| 640             | 480   | 60                | 25.2              | 0.76                  |
| 800             | 600   | 60                | 40                | 1.20                  |
| 1024            | 768   | 60                | 65                | 1.95                  |
| 1280            | 720   | 60                | 74.25             | 2.23                  |
| 1280            | 768   | 60                | 68.25             | 2.05                  |
| 1360            | 768   | 60                | 85.5              | 2.57                  |
| 1280            | 1024  | 60                | 108               | 3.24                  |
| 1400            | 1050  | 60                | 101               | 3.03                  |
| 1680            | 1050  | 60                | 119               | 3.57                  |
| 1920            | 1080  | 60                | 148.5             | 4.46                  |
| 1920            | 1200  | 60                | 154               | 4.62                  |
| 2048            | 1152  | 60                | 156.75            | 4.70                  |
| 2048            | 1280  | 60                | 174.25            | 5.23                  |
| 2048            | 1536  | 60                | 209.25            | 6.28                  |
| 2304            | 1440  | 60                | 218.75            | 6.56                  |
| 2560            | 1440  | 60                | 241.5             | 7.25                  |
| 3840            | 2160  | 30                | 262.75            | 7.88                  |
| 2560            | 1600  | 60                | 268.5             | 8.06                  |



**Table 2-16. Display Resolutions and Link Bandwidth for Multi-Stream Transport calculations (Sheet 2 of 2)**

| Pixels per line | Lines | Refresh Rate [Hz] | Pixel Clock [MHz] | Link Bandwidth [Gbps] |
|-----------------|-------|-------------------|-------------------|-----------------------|
| 2880            | 1800  | 60                | 337.5             | 10.13                 |
| 3200            | 2400  | 60                | 497.75            | 14.93                 |
| 3840            | 2160  | 60                | 533.25            | 16.00                 |
| 4096            | 2160  | 60                | 556.75            | 17.02                 |
| 4096            | 2304  | 60                | 605               | 18.15                 |

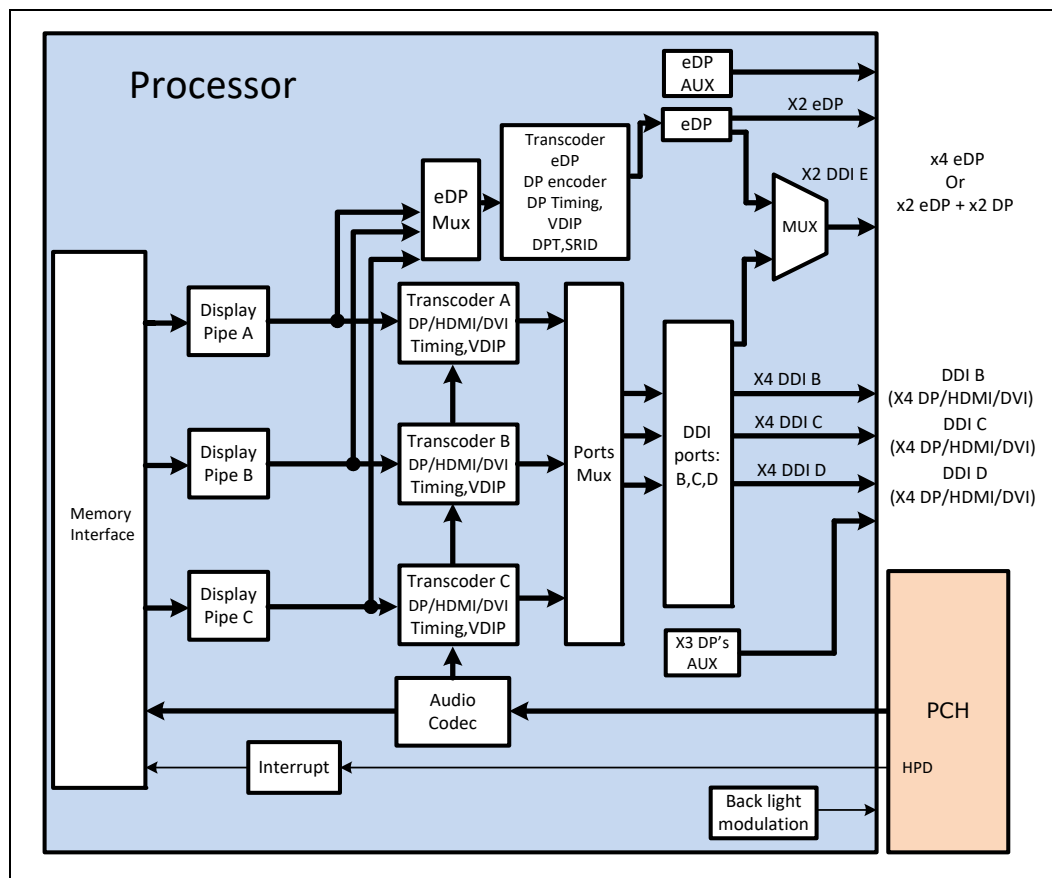
**Notes:**

- All above is related to bit depth of 24.
- The data rate for a given video mode can be calculated as: Data Rate = Pixel Frequency \* Bit Depth.
- The bandwidth requirements for a given video mode can be calculated as: Bandwidth = Data Rate \* 1.25 (for 8B/10B coding overhead).
- The Table above is partial List of the common Display resolutions just for example. The Link Bandwidth depends if the standards is Reduced Blanking or not. If the Standard is Not reduced blanking - the expected Bandwidth will be higher. For more details refer to VESA and Industry Standards and Guidelines for Computer Display Monitor Timing (DMT). Version 1.0, Rev. 13 February 8, 2013 To calculate what are the resolutions that can be supported in MST configurations, follow the below guidelines:
  - Identify what is the Link Bandwidth (column right) according the requested Display resolution.
  - Summarize the Bandwidth for Two of three Displays accordingly, and make sure the final result is below 21.6Gbps. (for HBR2, four lanes)
  - For special cases when x2 lanes are used or HBR or RBR used, refer to the tables in [Section 2.3.11](#) accordingly.
- For examples:
  - Docking Two displays: 3840x2160@60hz + 1920x1200@60hz = 16 + 4.62 = 20.62Gbps [Supported]
  - Docking Three Displays : 3840x2160@30hz + 3840x2160@30hz + 1920x1080@60hz = 7.88 + 7.88 + 4.16 = 19.92Gbps [Supported]
- Consider also the supported resolutions as mentioned in [Section 2.3.6](#) and [Section 2.3.7](#).

- The processor supports only 3 streaming independent and simultaneous display combinations of DisplayPort\*/eDP\*/HDMI\*/DVI monitors. In the case where 4 monitors are plugged in, the software policy will determine which 3 will be used.
- Three High Definition Audio streams over the digital display interfaces are supported.
- For display resolutions driving capability see Table 2-19.
- DisplayPort\* Aux CH supported by the processor, while DDC channel, Panel power sequencing, and HPD are supported through the PCH. Refer to the appropriate Platform Controller Hub (PCH) Datasheet (see related documents) for more information.



Figure 2-5. Processor Display Architecture (with 3 DDI Ports as an Example)



Display is the presentation stage of graphics. This involves:

- Pulling rendered data from memory
- Converting raw data into pixels
- Blending surfaces into a frame
- Organizing pixels into frames
- Optionally scaling the image to the desired size
- Re-timing data for the intended target
- Formatting data according to the port output standard

### 2.3.1 DisplayPort\*

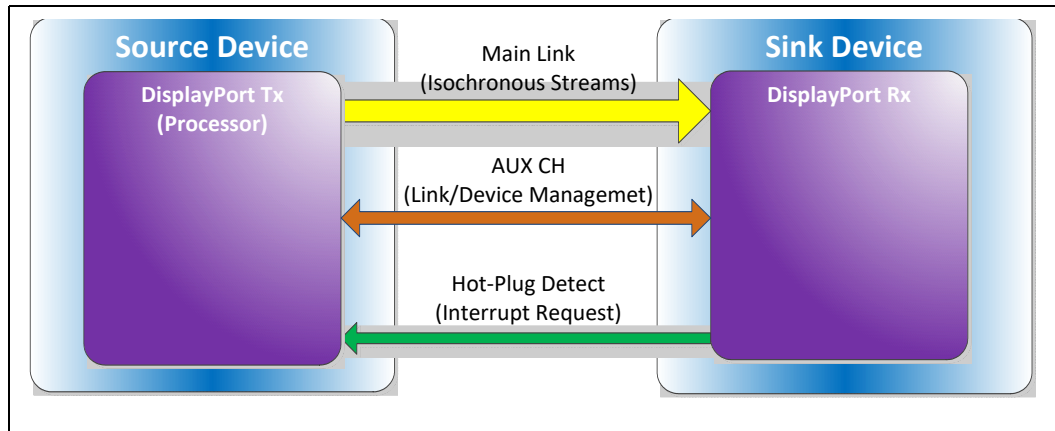
The DisplayPort\* is a digital communication interface that uses differential signaling to achieve a high-bandwidth bus interface designed to support connections between PCs and monitors, projectors, and TV displays.

A DisplayPort\* consists of a Main Link, Auxiliary channel, and a Hot-Plug Detect signal. The Main Link is a unidirectional, high-bandwidth, and low-latency channel used for transport of isochronous data streams such as uncompressed video and audio. The

Auxiliary Channel (AUX CH) is a half-duplex bi-directional channel used for link management and device control. The Hot-Plug Detect (HPD) signal serves as an interrupt request for the sink device.

The processor is designed in accordance to VESA\* DisplayPort\* specification. Refer to Table 2-15.

**Figure 2-6. DisplayPort\* Overview**



### 2.3.2 High-Definition Multimedia Interface (HDMI\*)

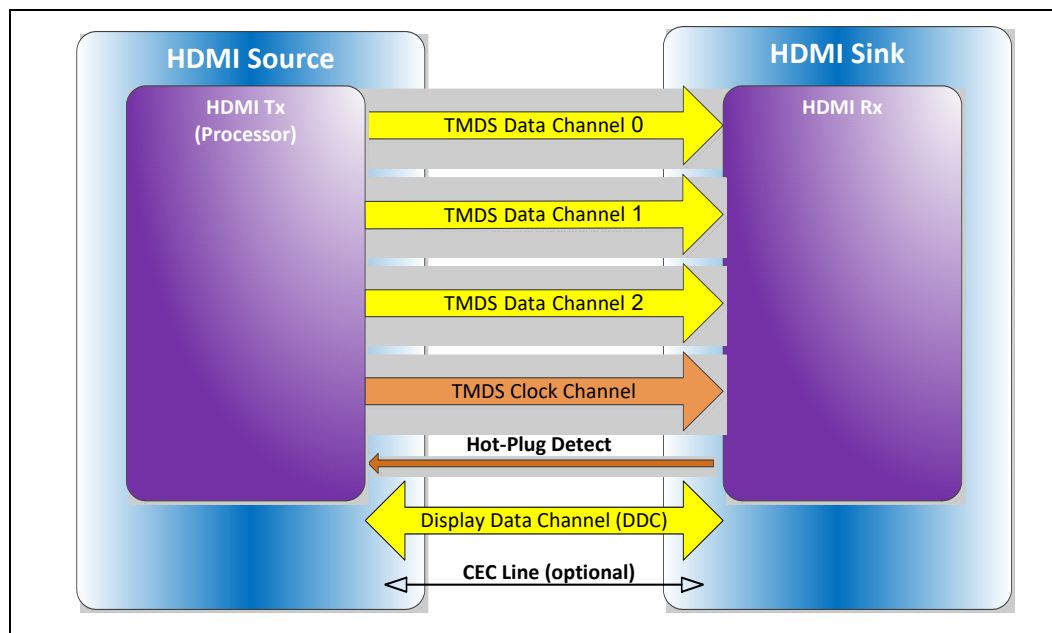
The High-Definition Multimedia Interface (HDMI\*) is provided for transmitting uncompressed digital audio and video signals from DVD players, set-top boxes, and other audio-visual sources to television sets, projectors, and other video displays. It can carry high-quality multi-channel audio data and all standard and high-definition consumer electronics video formats. The HDMI display interface connecting the processor and display devices uses transition minimized differential signaling (TMDS) to carry audiovisual information through the same HDMI cable.

HDMI includes three separate communications channels: TMDS, DDC, and the optional CEC (consumer electronics control). CEC is not supported on the processor. As shown in the following figure, the HDMI cable carries four differential pairs that make up the TMDS data and clock channels. These channels are used to carry video, audio, and auxiliary data. In addition, HDMI carries a VESA DDC. The DDC is used by an HDMI Source to determine the capabilities and characteristics of the Sink.

Audio, video, and auxiliary (control/status) data is transmitted across the three TMDS data channels. The video pixel clock is transmitted on the TMDS clock channel and is used by the receiver for data recovery on the three data channels. The digital display data signals driven natively through the PCH are AC coupled and needs level shifting to convert the AC coupled signals to the HDMI compliant digital signals.

The processor HDMI interface is designed in accordance with the High-Definition Multimedia Interface.

**Figure 2-7. HDMI\* Overview**



### 2.3.3 Digital Video Interface (DVI)

The processor Digital Ports can be configured to drive DVI-D. DVI uses TMDS for transmitting data from the transmitter to the receiver, which is similar to the HDMI protocol except for the audio and CEC. Refer to the HDMI section for more information on the signals and data transmission. The digital display data signals driven natively through the processor are AC coupled and need level shifting to convert the AC coupled signals to the HDMI compliant digital signals.

### 2.3.4 embedded DisplayPort\* (eDP\*)

The embedded DisplayPort\* (eDP\*) is an embedded version of the DisplayPort standard oriented towards applications such as notebook and All-In-One PCs. Like DisplayPort, embedded DisplayPort\* also consists of a Main Link, Auxiliary channel, and an optional Hot-Plug Detect signal. eDP\* can be bifurcated (except for U/Y-processor line processors) in order to support VGA display.

### 2.3.5 Integrated Audio

- HDMI\* and display port interfaces carry audio along with video.
- The processor supports 3 High Definition audio streams on 3 digital ports simultaneously (the DMA controllers are in PCH).
- The integrated audio processing (DSP) is performed by the PCH, and delivered to the processor using the AUDIO\_SDI and AUDIO\_CLK inputs pins.
- AUDIO\_SDO output pin is used to carry responses back to the PCH
- Supports only the internal HDMI and DP\* CODECs.



**Table 2-17. Processor Supported Audio Formats over HDMI and DisplayPort\***

| Audio Formats   | HDMI* | DisplayPort* |
|---|-------|--------------|
| AC-3 Dolby* Digital   | Yes   | Yes          |
| Dolby Digital Plus  | Yes   | Yes          |
| DTS-HD*   | Yes   | Yes          |
| LPCM, 192 kHz/24 bit, 8 Channel   | Yes   | Yes          |
| Dolby TrueHD, DTS-HD Master Audio*<br>(Lossless Blu-Ray Disc* Audio Format) | Yes   | Yes          |

The processor will continue to support Silent stream. Silent stream is an integrated audio feature that enables short audio streams, such as system events to be heard over the HDMI\* and DisplayPort\* monitors. The processor supports silent streams over the HDMI and DisplayPort interfaces at 44.1 kHz, 48 kHz, 88.2 kHz, 96 kHz, 176.4 kHz, and 192 kHz sampling rates.

### 2.3.6 Multiple Display Configurations (Dual Channel DDR)

The following multiple display configuration modes are supported (with appropriate driver software):

- Single Display is a mode with one display port activated to display the output to one display device.
- Intel Display Clone is a mode with up to three display ports activated to drive the display content of same color depth setting but potentially different refresh rate and resolution settings to all the active display devices connected.
- Extended Desktop is a mode with up to three display ports activated to drive the content with potentially different color depth, refresh rate, and resolution settings on each of the active display devices connected.

The digital ports on the processor can be configured to support DisplayPort/HDMI/DVI. The following table shows examples of valid three display configurations through the processor.

**Table 2-18. Display Resolution (Sheet 1 of 2)**

| Standard | Y-Processor Line<br>Display 1, 2, 3<br>(eDP* + 2 DP*/HDMI*)             | U-Processor Line<br>Display 1, 2, 3<br>(eDP* + 2 DP*/HDMI*)             | Notes |
|----------|---|---|-------|
| eDP*     | 2880x1800 @ 60 Hz, 24bpp<br>Or<br>3840x2160 @ 60 Hz, 24bpp <sup>4</sup> | 3840x2160 @ 60 Hz, 24bpp<br>Or<br>4096x2304 @ 60 Hz, 24bpp <sup>4</sup> | 1, 2  |
| DP*      | 2880x1800 @ 60 Hz, 24bpp<br>Or<br>3840x2160 @ 60 Hz, 24bpp <sup>4</sup> | 3840x2160 @ 60 Hz, 24bpp<br>Or<br>4096x2304 @ 60 Hz, 24bpp <sup>4</sup> | 1, 2  |



**Table 2-18. Display Resolution (Sheet 2 of 2)**

| Standard   | Y-Processor Line<br>Display 1, 2, 3<br>(eDP* + 2 DP*/HDMI*)             | U-Processor Line<br>Display 1, 2, 3<br>(eDP* + 2 DP*/HDMI*)             | Notes   |
|--|---|---|---------|
| HDMI* 1.4<br>(native)  | 4096x2160 @ 24 Hz, 24 bpp   | 4096x2160 @ 24 Hz, 24 bpp   | 1, 2    |
| HDMI* 2.0<br>(Via LS-Pcon)   | 2880x1800 @ 60 Hz, 24bpp<br>Or<br>3840x2160 @ 60 Hz, 24bpp <sup>4</sup> | 3840x2160 @ 60 Hz, 24bpp<br>Or<br>4096x2160 @ 60 Hz, 24bpp <sup>4</sup> | 1, 2, 7 |
| <b>Notes:</b><br>1. Maximum resolution is based on implementation of 4 lanes with HBR2 link data rate.<br>2. bpp - bit per pixel.<br>3. N/A<br>4. The resolutions are assumed at maximum VCC <sub>SA</sub> , additional power penalty of ~0.26W per one Display Port. Final resolution depends on the overall power specifications/limitations.<br>5. In case of connecting more than one active display port the processor frequency may be lower than the base frequency at thermally limited scenario.<br>6. Supporting 4K display required two DDR channels of the same size. Performance degradations exists in SKL platforms while running 4K content for system using single channel system memory (compared to using dual channel).<br>7. HDMI* 2.0 implemented using LSPCON device. Only one LSPCON with HDCP2.2 support is supported per processor platform. |   |   |         |

### 2.3.7 Multiple Display Configurations (Single Channel DDR)

**Table 2-19. Y-Processor Line Display Resolution Configuration**

| Minimum DDR Speed<br>[MT/s]                       | Maximum Resolution (Clone/Extended Mode) |   |   |
|---|--|---|---|
|   | eDP* @ 60 Hz<br>(Primary)                | DP @ 60 Hz/HDMI* @ 30<br>Hz (Secondary 1) | DP @ 60 Hz/HDMI* @<br>30 Hz (Secondary 2) |
| 1333  | 2880 x 1800                              | Not Connected                             | Not Connected                             |
|   | 2880 x 1800                              | 2880 x 1800                               | Not Connected                             |
|   | 2880 x 1800                              | 2880 x 1800                               | 2880 x 1800                               |
| <b>Note:</b> This resolution is limited by power. |  |   |   |

**Table 2-20. U-Processor Line Display Resolution Configuration**

| Minimum DDR Speed<br>[MT/s] | Maximum Resolution (Clone/Extended Mode) |  |   |
|-----------------------------|--|--|---|
|                             | eDP* @ 60 Hz<br>(Primary)                | DP @ 60 Hz/HDMI* @<br>30Hz (Secondary 1) | DP @ 60 Hz/HDMI* @<br>30 Hz (Secondary 2) |
| 1333                        | 3840 x 2160                              | Not Connected                            | Not Connected                             |
|                             | 3200 x 1800                              | 3840 x 2160                              | Not Connected                             |
| 1600                        | 3840 x 2160                              | 3840 x 2160                              | Not Connected                             |
|                             | 2560 x 1440                              | 3840 x 2160                              | 3840 x 2160                               |
| 1866                        | 3200 x 1800                              | 3840 x 2160                              | 3840 x 2160                               |
| 2133                        | 3840 x 2160                              | 3840 x 2160                              | 3840 x 2160                               |



**Table 2-21. U-Processor Line Display Resolution Configuration when DP@30 Hz**

| Minimum DDR Speed [MT/s] | Maximum Resolution (Clone/Extended Mode) |                          |                          |
|--------------------------|--|--------------------------|--------------------------|
|                          | eDP* @ 60 Hz (Primary)                   | DP @ 30 Hz (Secondary 1) | DP @ 30 Hz (Secondary 2) |
| 1333                     | 3840 x 2160                              | Not Connected            | Not Connected            |
|                          | 3840 x 2160                              | 3840 x 2160              | Not Connected            |
|                          | 3200 x 1800                              | 3840 x 2160              | 3840 x 2160              |
| 1600 <sup>1</sup>        | 3840 x 2160                              | 3840 x 2160              | 3840 x 2160              |

**Note:**  
 1. eDP\* with 3840x2160@60 resolution is very close to maximum limit and may not be supported for U-Processor.

### 2.3.8 High-Bandwidth Digital Content Protection (HDCP)

HDCP is the technology for protecting high-definition content against unauthorized copy or unreceptive between a source (computer, digital set top boxes, and so on) and the sink (panels, monitor, and TVs). The processor supports HDCP 1.4 for content protection over wired or wireless displays (HDMI\*, DVI, and DisplayPort\*).

The HDCP 1.4 keys are integrated into the processor and customers are not required to physically configure or handle the keys.

**Table 2-22. HDCP Display supported Implications**

| Display Support |              | Content Protection Implications |
|-----------------|--------------|---------------------------------|
| HDCP 1.4        | HDMI 1.4     | Native FHD Only                 |
|                 | Display Port | Native FHD Only                 |
| HDCP 2.2        | HDMI 1.4     | LSPCON UHD 2160p30              |
|                 | HDMI 2.0     | LSPCON UHD 2160p60              |
|                 | HDMI 2.0a    | Not Supported                   |
|                 | Display Port | Not Supported                   |

### 2.3.9 Display Link Data Rate Support

**Table 2-23. Display Link Data Rate Support**

| Technology   | Link Data Rate                                       |
|--------------|--|
| eDP*         | RBR (1.62 GT/s)<br>HBR (2.7 GT/s)<br>HBR2 (5.4 GT/s) |
| DisplayPort* | RBR (1.62 GT/s)<br>HBR (2.7 GT/s)<br>HBR2 (5.4 GT/s) |
| HDMI*        | 2.97 Gb/s  |





**Table 2-24. Display Resolution and Link Rate Support**

| Resolution | Link Rate Support | High Definition |
|------------|-------------------|-----------------|
| 4096x2304  | 5.4 (HBR2)        | UHD (4K)        |
| 3840x2160  | 5.4 (HBR2)        | UHD (4K)        |
| 3200x2000  | 5.4 (HBR2)        | QHD+            |
| 3200x1800  | 5.4 (HBR2)        | QHD+            |
| 2880x1800  | 2.7 (HBR)         | QHD             |
| 2880x1620  | 2.7 (HBR)         | QHD             |
| 2560x1600  | 2.7 (HBR)         | QHD             |
| 2560x1440  | 2.7 (HBR)         | QHD             |
| 1920x1080  | 1.62 (RBR)        | FHD             |

### 2.3.10 Display Bit Per Pixel (BPP) Support

**Table 2-25. Display Bit Per Pixel (BPP) Support**

| Technology   | Bit Per Pixel (bpp) |
|--------------|---------------------|
| eDP*         | 24,30,36            |
| DisplayPort* | 24,30,36            |
| HDMI*        | 24,36               |

### 2.3.11 Display Resolution per Link Width

**Table 2-26. Supported Resolutions<sup>1</sup> for HBR2 (5.4Gbps) by Link Width**

| Link Width  | Max. Link Bandwidth [Gbps] | Max. Pixel Clock (Theoretical) [MHz] | U/Y-Processor Lines   |
|---|----------------------------|--------------------------------------|-----------------------|
| 4 lanes   | 21.6                       | 720 <sup>2</sup>                     | See Table 2-18        |
| 2 lanes   | 10.8                       | 360                                  | 2880x1800@60Hz, 24bpp |
| 1 lane  | 5.4                        | 180                                  | 2048x1280@60Hz, 24bpp |
| <b>Notes:</b>   |                            |                                      |                       |
| 1. The examples assumed 60 Hz refresh rate and 24 bpp.  |                            |                                      |                       |
| 2. The actual Max pixel clock for HBR2 is limited by the CD clock to 540 MHz for Y-processor line and 675 MHz for U-processor line. |                            |                                      |                       |

**Table 2-27. Supported Resolutions<sup>1</sup> for HBR (2.7Gbps) by Link Width**

| Link Width  | Max. Link Bandwidth [Gbps] | Max. Pixel Clock (theoretical) [MHz] | U/Y-processor lines   |
|---|----------------------------|--------------------------------------|-----------------------|
| 4 lanes   | 10.8                       | 360                                  | 2880x1800@60Hz, 24bpp |
| 2 lanes   | 5.4                        | 180                                  | 2048x1280@60Hz, 24bpp |
| 1 lane  | 2.7                        | 90                                   | 1280x960@60Hz, 24bpp  |
| <b>Note:</b>  |                            |                                      |                       |
| 1. The examples assumed 60Hz refresh rate and 24 bpp. |                            |                                      |                       |



## 2.4 Platform Environmental Control Interface (PECI)

Table 2-28. Display Bit Per Pixel (BPP) Support

| Technology   | Bit Per Pixel (bpp) |
|--------------|---------------------|
| eDP*         | 24,30,36            |
| DisplayPort* | 24,30,36            |
| HDMI*        | 24,36               |

PECI is an Intel proprietary interface that provides a communication channel between Intel processors and external components like Super IO (SIO) and Embedded Controllers (EC) to provide processor temperature, Turbo, Configurable TDP, and memory throttling control mechanisms and many other services. PECI is used for platform thermal management and real time control and configuration of processor features and performance.

### 2.4.1 PECI Bus Architecture

The PECI architecture is based on a wired OR bus that the clients (as processor PECI) can pull up (with strong drive).

The idle state on the bus is near zero.

The following figures demonstrates PECI design and connectivity:

- PECI Host-Clients Connection: While the host/originator can be third party PECI host and one of the PECI client is a processor PECI device.
- PECI EC Connection.

**Figure 2-8. Example for PECE Host-Clients Connection**

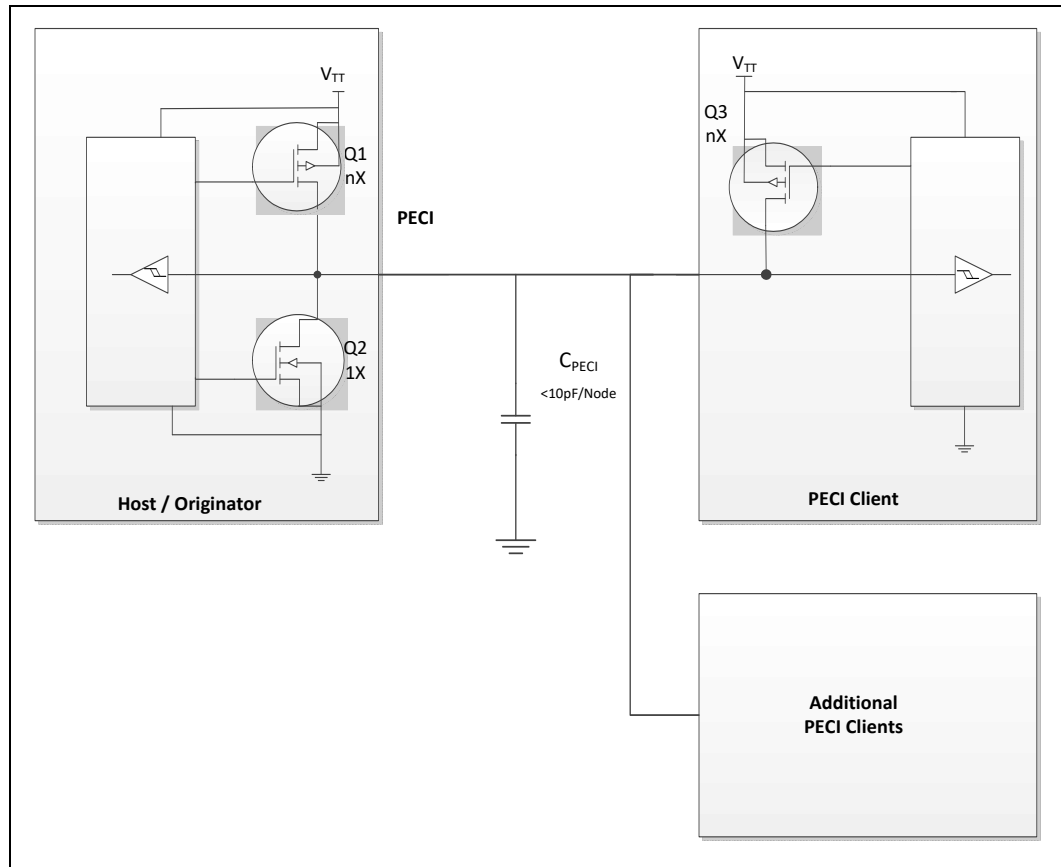
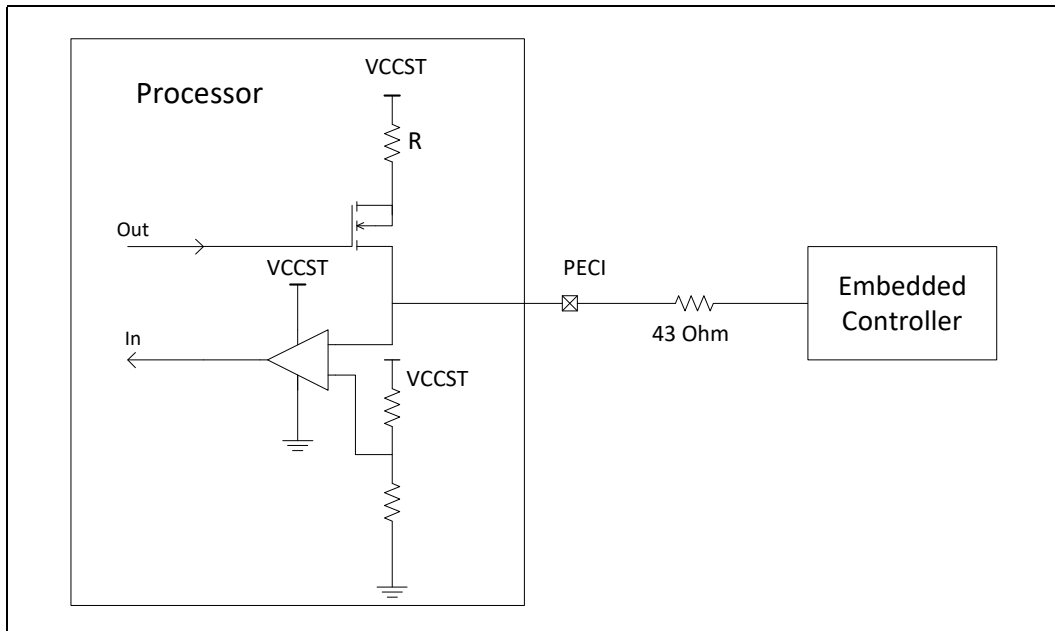


Figure 2-9. Example for PECE EC Connection



§ §



## 3 Technologies

---

This chapter provides a high-level description of Intel technologies implemented in the processor.

The implementation of the features may vary between the processor SKUs.

Details on the different technologies of Intel processors and other relevant external notes are located at the Intel technology web site: <http://www.intel.com/technology/>

### 3.1 Intel® Virtualization Technology (Intel® VT)

Intel® Virtualization Technology (Intel® VT) makes a single system appear as multiple independent systems to software. This allows multiple, independent operating systems to run simultaneously on a single system. Intel VT comprises technology components to support virtualization of platforms based on Intel architecture microprocessors and chipsets.

Intel® Virtualization Technology (Intel® VT) for IA-32, Intel® 64 and Intel® Architecture (Intel® VT-x) added hardware support in the processor to improve the virtualization performance and robustness. Intel® Virtualization Technology for Directed I/O (Intel® VT-d) extends Intel VT-x by adding hardware assisted support to improve I/O device virtualization performance.

Intel® VT-x specifications and functional descriptions are included in the *Intel® 64 and IA-32 Architectures Software Developer's Manual, Volume 3*. Available at:

<http://www.intel.com/products/processor/manuals/index.htm>

The Intel VT-d specification and other VT documents can be referenced at:

<http://www.intel.com/technology/virtualization/index.htm>

<https://sharedspaces.intel.com/sites/PCDC/SitePages/Ingredients/ingredient.aspx?ing=VT>

#### 3.1.1 Intel® Virtualization Technology (Intel® VT) for IA-32, Intel® 64 and Intel® Architecture (Intel® VT-X)

##### Intel® VT-x Objectives

Intel VT-x provides hardware acceleration for virtualization of IA platforms. Virtual Machine Monitor (VMM) can use Intel VT-x features to provide an improved reliable virtualized platform. By using Intel VT-x, a VMM is:

- **Robust:** VMMs no longer need to use para-virtualization or binary translation. This means that VMMs will be able to run off-the-shelf operating systems and applications without any special steps.
- **Enhanced:** Intel VT enables VMMs to run 64-bit guest operating systems on IA x86 processors.
- **More reliable:** Due to the hardware support, VMMs can now be smaller, less complex, and more efficient. This improves reliability and availability and reduces the potential for software conflicts.



- **More secure:** The use of hardware transitions in the VMM strengthens the isolation of VMs and further prevents corruption of one VM from affecting others on the same system.

### Intel® VT-x Key Features

The processor supports the following added new Intel VT-x features:

- Extended Page Table (EPT) Accessed and Dirty Bits
  - EPT A/D bits enabled VMMs to efficiently implement memory management and page classification algorithms to optimize VM memory operations, such as defragmentation, paging, live migration, and check-pointing. Without hardware support for EPT A/D bits, VMMs may need to emulate A/D bits by marking EPT paging-structures as not-present or read-only, and incur the overhead of EPT page-fault VM exits and associated software processing.
- EPTP (EPT pointer) switching
  - EPTP switching is a specific VM function. EPTP switching allows guest software (in VMX non-root operation, supported by EPT) to request a different EPT paging-structure hierarchy. This is a feature by which software in VMX non-root operation can request a change of EPTP without a VM exit. Software will be able to choose among a set of potential EPTP values determined in advance by software in VMX root operation.
- Pause loop exiting
  - Support VMM schedulers seeking to determine when a virtual processor of a multiprocessor virtual machine is not performing useful work. This situation may occur when not all virtual processors of the virtual machine are currently scheduled and when the virtual processor in question is in a loop involving the PAUSE instruction. The new feature allows detection of such loops and is thus called PAUSE-loop exiting.

The processor IA core supports the following Intel VT-x features:

- Extended Page Tables (EPT)
  - EPT is hardware assisted page table virtualization
  - It eliminates VM exits from guest OS to the VMM for shadow page-table maintenance
- Virtual Processor IDs (VPID)
  - Ability to assign a VM ID to tag processor IA core hardware structures (such as TLBs)
  - This avoids flushes on VM transitions to give a lower-cost VM transition time and an overall reduction in virtualization overhead.
- Guest Preemption Timer
  - Mechanism for a VMM to preempt the execution of a guest OS after an amount of time specified by the VMM. The VMM sets a timer value before entering a guest
  - The feature aids VMM developers in flexibility and Quality of Service (QoS) guarantees
- Descriptor-Table Exiting
  - Descriptor-table exiting allows a VMM to protect a guest OS from internal (malicious software based) attack by preventing relocation of key system data structures like IDT (interrupt descriptor table), GDT (global descriptor table), LDT (local descriptor table), and TSS (task segment selector).
  - A VMM using this feature can intercept (by a VM exit) attempts to relocate these data structures and prevent them from being tampered by malicious software.



### 3.1.2 Intel® Virtualization Technology (Intel® VT) for Directed I/O (Intel® VT-d)

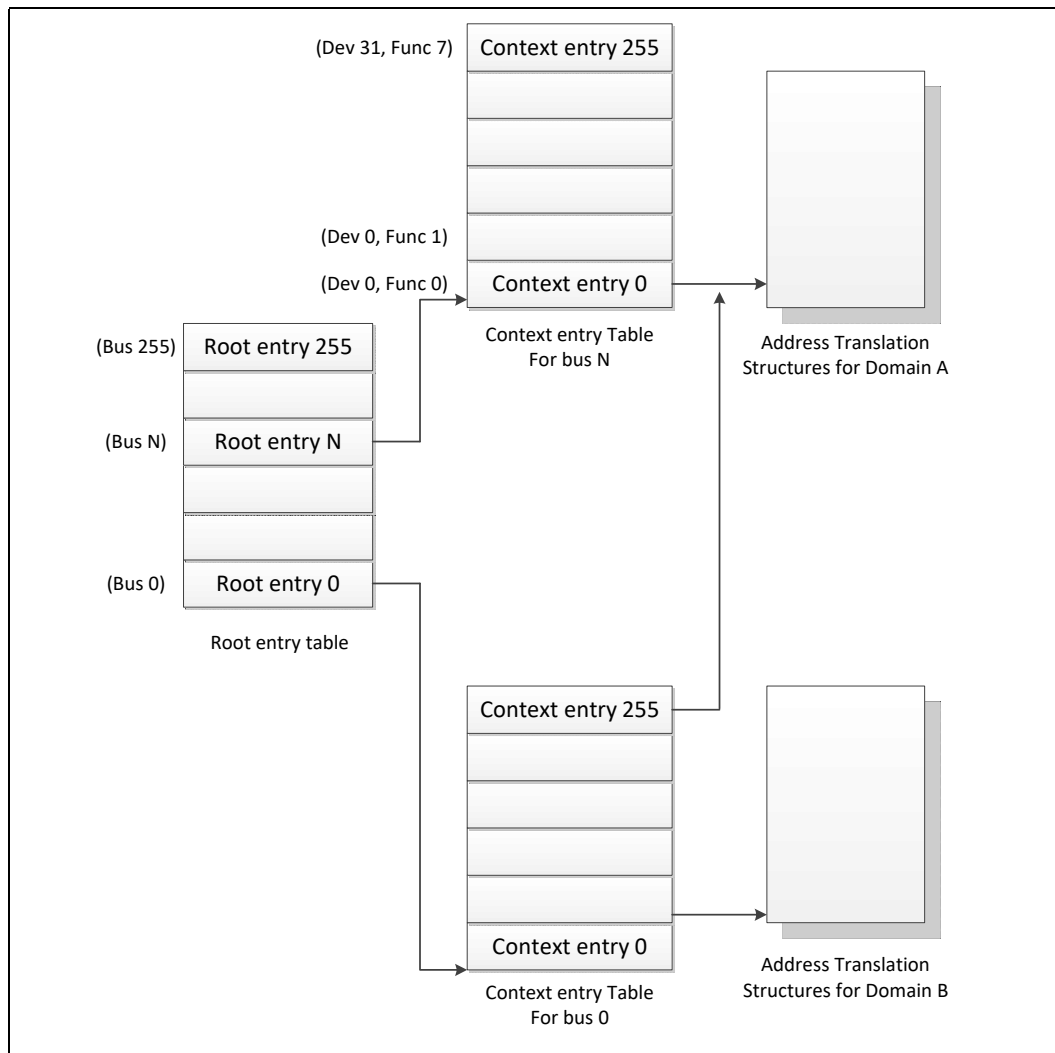
#### Intel® VT-d Objectives

The key Intel VT-d objectives are domain-based isolation and hardware-based virtualization. A domain can be abstractly defined as an isolated environment in a platform to which a subset of host physical memory is allocated. Intel VT-d provides accelerated I/O performance for a virtualized platform and provides software with the following capabilities:

- I/O device assignment and security: for flexibly assigning I/O devices to VMs and extending the protection and isolation properties of VMs for I/O operations.
- DMA remapping: for supporting independent address translations for Direct Memory Accesses (DMA) from devices.
- Interrupt remapping: for supporting isolation and routing of interrupts from devices and external interrupt controllers to appropriate VMs.
- Reliability: for recording and reporting to system software DMA and interrupt errors that may otherwise corrupt memory or impact VM isolation.

Intel VT-d accomplishes address translation by associating transaction from a given I/O device to a translation table associated with the Guest to which the device is assigned. It does this by means of the data structure in the following illustration. This table creates an association between the device's PCI Express\* Bus/Device/Function (B/D/F) number and the base address of a translation table. This data structure is populated by a VMM to map devices to translation tables in accordance with the device assignment restrictions above, and to include a multi-level translation table (VT-d Table) that contains Guest specific address translations.

**Figure 3-1. Device to Domain Mapping Structures**



Intel VT-d functionality, often referred to as an Intel VT-d Engine, has typically been implemented at or near a PCI Express\* host bridge component of a computer system. This might be in a chipset component or in the PCI Express functionality of a processor with integrated I/O. When one such VT-d engine receives a PCI Express transaction from a PCI Express bus, it uses the B/D/F number associated with the transaction to search for an Intel VT-d translation table. In doing so, it uses the B/D/F number to traverse the data structure shown in the above figure. If it finds a valid Intel VT-d table in this data structure, it uses that table to translate the address provided on the PCI Express bus. If it does not find a valid translation table for a given translation, this results in an Intel VT-d fault. If Intel VT-d translation is required, the Intel VT-d engine performs an N-level table walk.

For more information, refer to *Intel Virtualization Technology for Directed I/O Architecture Specification* <http://www.intel.com/content/dam/www/public/us/en/documents/product-specifications/vt-directed-io-spec.pdf>





### Intel® VT-d Key Features

The processor supports the following Intel VT-d features:

- Memory controller and processor graphics comply with the Intel VT-d 2.1 Specification.
- Two Intel VT-d DMA remap engines.
  - iGFX DMA remap engine
  - Default DMA remap engine (covers all devices except iGFX)
- Support for root entry, context entry, and default context
- 39-bit guest physical address and host physical address widths
- Support for 4K page sizes only
- Support for register-based fault recording only (for single entry only) and support for MSI interrupts for faults
- Support for both leaf and non-leaf caching
- Support for boot protection of default page table
- Support for non-caching of invalid page table entries
- Support for hardware based flushing of translated but pending writes and pending reads, on IOTLB invalidation
- Support for Global, Domain specific and Page specific IOTLB invalidation
- MSI cycles (MemWr to address FEE<sub>x</sub>\_xxxxh) not translated
  - Translation faults result in cycle forwarding to VBIOS region (byte enables masked for writes). Returned data may be bogus for internal agents, PEG/DMI interfaces return unsupported request status
- Interrupt Remapping is supported
- Queued invalidation is supported
- Intel VT-d translation bypass address range is supported (Pass Through)

The processor supports the following added new Intel VT-d features:

- 4-level Intel VT-d Page walk – both default Intel VT-d engine as well as the IGD VT-d engine are upgraded to support 4-level Intel VT-d tables (adjusted guest address width of 48 bits)
- Intel VT-d superpage – support of Intel VT-d superpage (2MB, 1GB) for default Intel VT-d engine (that covers all devices except IGD)  
IGD Intel VT-d engine does not support superpage and BIOS should disable superpage in default Intel VT-d engine when iGfx is enabled.

**Note:** Intel VT-d Technology may not be available on all SKUs.



## 3.2 Security Technologies

### 3.2.1 Intel® Trusted Execution Technology (Intel® TXT)

Intel Trusted Execution Technology (Intel TXT) defines platform-level enhancements that provide the building blocks for creating trusted platforms.

The Intel TXT platform helps to provide the authenticity of the controlling environment such that those wishing to rely on the platform can make an appropriate trust decision. The Intel TXT platform determines the identity of the controlling environment by accurately measuring and verifying the controlling software.

Another aspect of the trust decision is the ability of the platform to resist attempts to change the controlling environment. The Intel TXT platform will resist attempts by software processes to change the controlling environment or bypass the bounds set by the controlling environment.

Intel TXT is a set of extensions designed to provide a measured and controlled launch of system software that will then establish a protected environment for itself and any additional software that it may execute.

These extensions enhance two areas:

- The launching of the Measured Launched Environment (MLE).
- The protection of the MLE from potential corruption.

The enhanced platform provides these launch and control interfaces using Safer Mode Extensions (SMX).

The SMX interface includes the following functions:

- Measured/Verified launch of the MLE.
- Mechanisms to ensure the above measurement is protected and stored in a secure location.
- Protection mechanisms that allow the MLE to control attempts to modify itself.

The processor also offers additional enhancements to System Management Mode (SMM) architecture for enhanced security and performance. The processor provides new MSRs to:

- Enable a second SMM range
- Enable SMM code execution range checking
- Select whether SMM Save State is to be written to legacy SMRAM or to MSRs
- Determine if a thread is going to be delayed entering SMM
- Determine if a thread is blocked from entering SMM
- Targeted SMI, enable/disable threads from responding to SMIs, both VLWs and IPI

For the above features, BIOS must test the associated capability bit before attempting to access any of the above registers.

For more information, refer to the [Intel® Trusted Execution Technology Measured Launched Environment Programming Guide](#)

**Note:** Intel TXT Technology may not be available on all SKUs.



### 3.2.2 Intel® Advanced Encryption Standard New Instructions (Intel® AES-NI)

The processor supports Intel Advanced Encryption Standard New Instructions (Intel AES-NI) that are a set of Single Instruction Multiple Data (SIMD) instructions that enable fast and secure data encryption and decryption based on the Advanced Encryption Standard (AES). Intel AES-NI are valuable for a wide range of cryptographic applications, such as applications that perform bulk encryption/decryption, authentication, random number generation, and authenticated encryption. AES is broadly accepted as the standard for both government and industry applications, and is widely deployed in various protocols.

Intel AES-NI consists of six Intel SSE instructions. Four instructions, AESENC, AESENCLAST, AESDEC, and AESDELAST facilitate high performance AES encryption and decryption. The other two, AESIMC and AESKEYGENASSIST, support the AES key expansion procedure. Together, these instructions provide full hardware for supporting AES; offering security, high performance, and a great deal of flexibility.

**Note:** Intel AES-NI Technology may not be available on all SKUs.

### 3.2.3 PCLMULQDQ (Perform Carry-Less Multiplication Quad word) Instruction

The processor supports the carry-less multiplication instruction, PCLMULQDQ. PCLMULQDQ is a Single Instruction Multiple Data (SIMD) instruction that computes the 128-bit carry-less multiplication of two 64-bit operands without generating and propagating carries. Carry-less multiplication is an essential processing component of several cryptographic systems and standards. Hence, accelerating carry-less multiplication can significantly contribute to achieving high speed secure computing and communication.

### 3.2.4 Intel® Secure Key

The processor supports Intel Secure Key (formerly known as Digital Random Number Generator (DRNG)), a software visible random number generation mechanism supported by a high quality entropy source. This capability is available to programmers through the RDRAND instruction. The resultant random number generation capability is designed to comply with existing industry standards in this regard (ANSI X9.82 and NIST SP 800-90).

Some possible usages of the RDRAND instruction include cryptographic key generation as used in a variety of applications, including communication, digital signatures, secure storage, and so on.

### 3.2.5 Execute Disable Bit

The Execute Disable Bit allows memory to be marked as non executable when combined with a supporting operating system. If code attempts to run in non-executable memory, the processor raises an error to the operating system. This feature can prevent some classes of viruses or worms that exploit buffer overrun vulnerabilities and can, thus, help improve the overall security of the system.

See the [Intel 64 and IA-32 Architectures Software Developer's Manuals](#) for more detailed information.

### 3.2.6 Boot Guard Technology

Boot Guard technology is a part of boot integrity protection technology. Boot Guard can help protect the platform boot integrity by preventing execution of unauthorized boot blocks. With Boot Guard, platform manufacturers can create boot policies such that invocation of an unauthorized (or untrusted) boot block will trigger the platform protection per the manufacturer's defined policy.

With verification based in the hardware, Boot Guard extends the trust boundary of the platform boot process down to the hardware level.

Boot Guard accomplishes this by:

- Providing of hardware-based Static Root of Trust for Measurement (S-RTM) and the Root of Trust for Verification (RTV) using Intel architectural components.
- Providing of architectural definition for platform manufacturer Boot Policy.
- Enforcing of manufacture provided Boot Policy using Intel architectural components.

Benefits of this protection is that Boot Guard can help maintain platform integrity by preventing re-purposing of the manufacturer's hardware to run an unauthorized software stack.

**Note:** Boot Guard availability may vary between the different SKUs.

### 3.2.7 Supervisor Mode Execution Protection (SMEP)

Intel® Supervisor Mode Execution Protection (SMEP) is a mechanism that provides the next level of system protection by blocking malicious software attacks from user mode code when the system is running in the highest privilege level. This technology helps to protect from virus attacks and unwanted code from harming the system. For more information, refer to *Intel® 64 and IA-32 Architectures Software Developer's Manual, Volume 3A* at: <http://www.intel.com/Assets/PDF/manual/253668.pdf>

### 3.2.8 Intel Supervisor Mode Access Protection (SMAP)

Intel Supervisor Mode Access Protection (SMAP) is a mechanism that provides next level of system protection by blocking a malicious user from tricking the operating system into branching off user data. This technology shuts down very popular attack vectors against operating systems.

For more information, refer to the *Intel® 64 and IA-32 Architectures Software Developer's Manual, Volume 3A*: <http://www.intel.com/Assets/PDF/manual/253668.pdf>

### 3.2.9 Intel® Memory Protection Extensions (Intel® MPX)

Intel® MPX provides hardware accelerated mechanism for memory testing (heap and stack) buffer boundaries in order to identify buffer overflow attacks.

An Intel® MPX enabled compiler inserts new instructions that tests memory boundaries prior to a buffer access. Other Intel® MPX commands are used to modify a database of memory regions used by the boundary checker instructions.

The Intel® MPX ISA is designed for backward compatibility and will be treated as no-operation instructions (NOPs) on older processors.



Intel® MPX can be used for:

- Efficient runtime memory boundary checks for security-sensitive portions of the application.
- As part of a memory checker tool for finding difficult memory access errors. Intel® MPX is significantly of magnitude faster than software implementations.

Intel® MPX emulation (without hardware acceleration) is available with the Intel® C++ Compiler 13.0 or newer.

For more information, refer to the Intel® MPX documentation.

### 3.2.10 Intel® Software Guard Extensions (Intel® SGX)

Software Guard Extensions (SGX) is a processor enhancement designed to help protect application integrity and confidentiality of secrets and withstands software and certain hardware attacks.

Software Guard Extensions (SGX) creates and operates in protected regions of memory named Enclaves.

Enclave code can be accessed using new special ISA commands that jump into per Enclave predefined addresses. Data within an Enclave can only be accessed from that same Enclave code.

The latter security statements hold under all privilege levels including supervisor mode (ring-0), System Management Mode (SMM) and other Enclaves.

Software Guard Extensions (SGX) features a memory encryption engine that both encrypts Enclave memory as well as protect it from corruption and replay attacks.

Software Guard Extensions (SGX) benefits over alternative Trusted Execution Environments (TEEs) are:

- Enclaves are written using C/C++ using industry standard build tools.
- High processing power as they run on the processor.
- Large amount of memory are available as well as non-volatile storage (such as disk drives).
- Simple to maintain and debug using standard IDEs (Integrated Development Environment)
- Scalable to a larger number of applications and vendors running concurrently

For more information, refer to the [Intel® SGX DOC](#).

### 3.2.11 Intel® Virtualization Technology (Intel® VT) for Directed I/O (Intel® VT-d)

Refer to [Section 3.1.2 Intel® VT-d](#) for detail.



## 3.3 Power and Performance Technologies

### 3.3.1 Intel® Hyper-Threading Technology (Intel® HT Technology)

The processor supports Intel® Hyper-Threading Technology (Intel® HT Technology) that allows an execution processor IA core to function as two logical processors. While some execution resources such as caches, execution units, and buses are shared, each logical processor has its own architectural state with its own set of general-purpose registers and control registers. This feature must be enabled using the BIOS and requires operating system support.

Intel recommends enabling Intel Hyper-Threading Technology with Microsoft\* Windows\* 8 and Microsoft\* Windows\* 7 and disabling Intel Hyper-Threading Technology using the BIOS for all previous versions of Windows\* operating systems. For more information on Intel Hyper-Threading Technology, see <http://www.intel.com/technology/platform-technology/hyper-threading/>.

**Note:** Intel® HT Technology may not be available on all SKUs.

### 3.3.2 Intel® Turbo Boost Technology 2.0

The Intel® Turbo Boost Technology 2.0 allows the processor IA core/processor graphics core to opportunistically and automatically run faster than the processor IA core base frequency/processor graphics base frequency if it is operating below power, temperature, and current limits. The Intel Turbo Boost Technology 2.0 feature is designed to increase performance of both multi-threaded and single-threaded workloads.

Compared with previous generation products, Intel Turbo Boost Technology 2.0 will increase the ratio of application power towards TDP and also allows to increase power above TDP as high as PL2 for short periods of time. Thus, thermal solutions and platform cooling that are designed to less than thermal design guidance might experience thermal and performance issues since more applications will tend to run at the maximum power limit for significant periods of time.

**Note:** Intel Turbo Boost Technology 2.0 may not be available on all SKUs.

#### 3.3.2.1 Intel® Turbo Boost Technology 2.0 Frequency

To determine the highest performance frequency amongst active processor IA cores, the processor takes the following into consideration:

- The number of processor IA cores operating in the C0 state.
- The estimated processor IA core current consumption and  $I_{CCMax}$  register settings.
- The estimated package prior and present power consumption and turbo power limits.
- The package temperature.
- Sustained turbo residencies at high voltages and temperature.

Any of these factors can affect the maximum frequency for a given workload. If the power, current, voltage, or thermal limit is reached, the processor will automatically reduce the frequency to stay within its TDP limit. Turbo processor frequencies are only



active if the operating system is requesting the P0 state. If turbo frequencies are limited, the cause is logged in IA\_PERF\_LIMIT\_REASONS register. For more information on P-states and C-states, see Power Management.

### 3.3.3 Intel® Advanced Vector Extensions 2 (Intel® AVX2)

Intel® Advanced Vector Extensions 2.0 (Intel® AVX2) is the latest expansion of the Intel instruction set. Intel AVX2 extends the Intel Advanced Vector Extensions (Intel® AVX) with 256-bit integer instructions, floating-point fused multiply add (FMA) instructions, and gather operations. The 256-bit integer vectors benefit math, codec, image, and digital signal processing software. FMA improves performance in face detection, professional imaging, and high performance computing. Gather operations increase vectorization opportunities for many applications. In addition to the vector extensions, this generation of Intel processors adds new bit manipulation instructions useful in compression, encryption, and general purpose software.

For more information on Intel AVX, see <http://www.intel.com/software/avx>

Intel® Advanced Vector Extensions (Intel® AVX) are designed to achieve higher throughput to certain integer and floating point operation. Due to varying processor power characteristics, utilizing AVX instructions may cause a) parts to operate below the base frequency b) some parts with Intel® Turbo Boost Technology 2.0 to not achieve any or maximum turbo frequencies. Performance varies depending on hardware, software and system configuration and you should consult your system manufacturer for more information. Intel® Advanced Vector Extensions refers to Intel® AVX, Intel® AVX2 or Intel® AVX-512.

**Note:** Intel AVX2 Technology may not be available on all SKUs.

### 3.3.4 Intel® 64 Architecture x2APIC

The x2APIC architecture extends the xAPIC architecture that provides key mechanisms for interrupt delivery. This extension is primarily intended to increase processor addressability.

Specifically, x2APIC:

- Retains all key elements of compatibility to the xAPIC architecture:
  - Delivery modes
  - Interrupt and processor priorities
  - Interrupt sources
  - Interrupt destination types
- Provides extensions to scale processor addressability for both the logical and physical destination modes
- Adds new features to enhance performance of interrupt delivery
- Reduces complexity of logical destination mode interrupt delivery on link based architectures

The key enhancements provided by the x2APIC architecture over xAPIC are the following:

- Support for two modes of operation to provide backward compatibility and extensibility for future platform innovations:

- In xAPIC compatibility mode, APIC registers are accessed through memory mapped interface to a 4K-Byte page, identical to the xAPIC architecture.
- In x2APIC mode, APIC registers are accessed through Model Specific Register (MSR) interfaces. In this mode, the x2APIC architecture provides significantly increased processor addressability and some enhancements on interrupt delivery.
- Increased range of processor addressability in x2APIC mode:
  - Physical xAPIC ID field increases from 8 bits to 32 bits, allowing for interrupt processor addressability up to 4G-1 processors in physical destination mode. A processor implementation of x2APIC architecture can support fewer than 32-bits in a software transparent fashion.
  - Logical xAPIC ID field increases from 8 bits to 32 bits. The 32-bit logical x2APIC ID is partitioned into two sub-fields – a 16-bit cluster ID and a 16-bit logical ID within the cluster. Consequently,  $(2^{20} - 16)$  processors can be addressed in logical destination mode. Processor implementations can support fewer than 16 bits in the cluster ID sub-field and logical ID sub-field in a software agnostic fashion.
- More efficient MSR interface to access APIC registers:
  - To enhance inter-processor and self-directed interrupt delivery as well as the ability to virtualize the local APIC, the APIC register set can be accessed only through MSR-based interfaces in x2APIC mode. The Memory Mapped IO (MMIO) interface used by xAPIC is not supported in x2APIC mode.
- The semantics for accessing APIC registers have been revised to simplify the programming of frequently-used APIC registers by system software. Specifically, the software semantics for using the Interrupt Command Register (ICR) and End Of Interrupt (EOI) registers have been modified to allow for more efficient delivery and dispatching of interrupts.
- The x2APIC extensions are made available to system software by enabling the local x2APIC unit in the “x2APIC” mode. To benefit from x2APIC capabilities, a new operating system and a new BIOS are both needed, with special support for x2APIC mode.
- The x2APIC architecture provides backward compatibility to the xAPIC architecture and forward extendible for future Intel platform innovations.

**Note:** Intel x2APIC Technology may not be available on all SKUs.

For more information, see the Intel® 64 Architecture x2APIC Specification at <http://www.intel.com/products/processor/manuals/>.

### 3.3.5 Power Aware Interrupt Routing (PAIR)

The processor includes enhanced power-performance technology that routes interrupts to threads or processor IA cores based on their sleep states. As an example, for energy savings, it routes the interrupt to the active processor IA cores without waking the deep idle processor IA cores. For performance, it routes the interrupt to the idle (C1) processor IA cores without interrupting the already heavily loaded processor IA cores. This enhancement is mostly beneficial for high-interrupt scenarios like Gigabit LAN, WLAN peripherals, and so on.



### 3.3.6 Intel® Transactional Synchronization Extensions (Intel® TSX-NI)

Intel® Transactional Synchronization Extensions (Intel® TSX-NI) provides a set of instruction set extensions that allow programmers to specify regions of code for transactional synchronization. Programmers can use these extensions to achieve the performance of fine-grain locking while actually programming using coarse-grain locks. Details on Intel TSX-NI may be found in *Intel® Architecture Instruction Set Extensions Programming Reference*.

**Note:** Intel® TSX-NI may not be available on all SKUs.

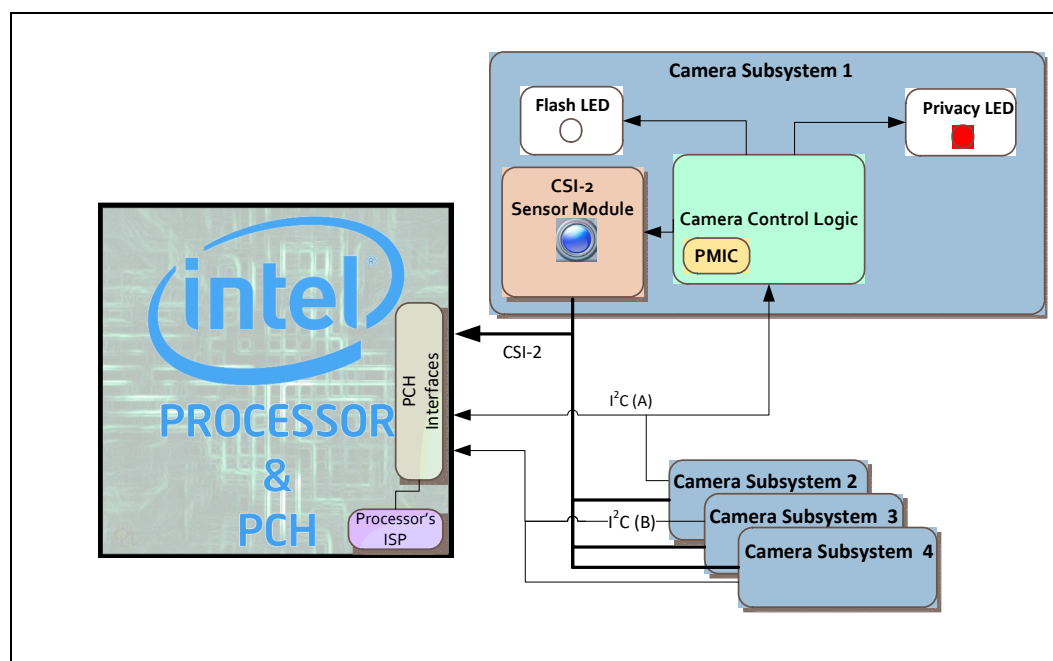
## 3.4 Intel® Image Signal Processor (Intel® ISP)

### 3.4.1 Platform Imaging Infrastructure

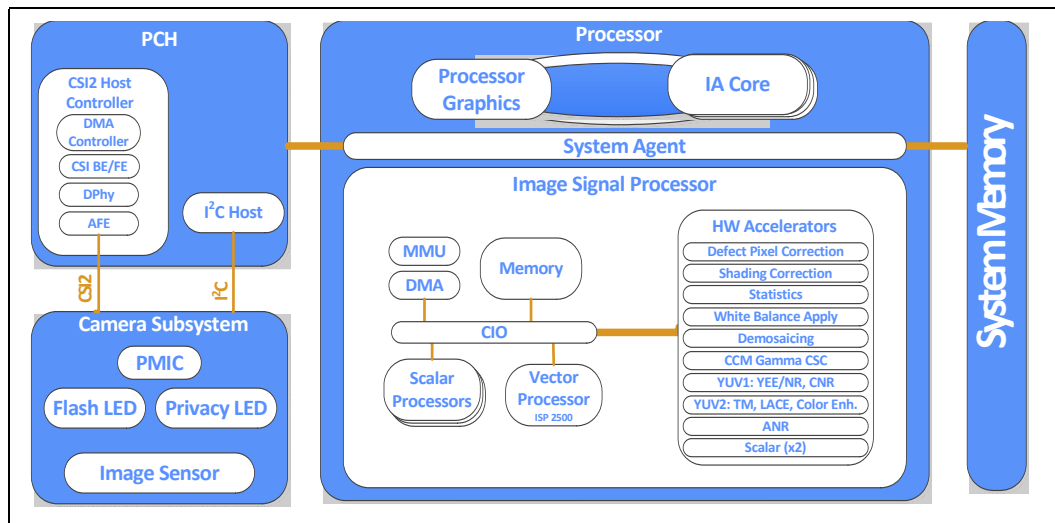
The imaging infrastructure is based on a number of hardware components as shown in Figure 3-3. The three major components of the system are:

- **Camera SubSystem:** Located in the lid of the system and contains CMOS sensor, flash, LED, I/O interface (MIPI\* CSI-2 and I<sup>2</sup>C\*), Focus control and other components.
- **Camera I/O controller:** The I/O controller is located in the PCH and contains a MIPI-CSI2 Host controller. The host controller is a PCI device (independent of the ISP device). The CSI-2 HCI brings imaging data from an external imager into the system and provides a command and control channel for the imager using I<sup>2</sup>C.
- **Intel® ISP (Image Signal Processor):** The ISP processes the images captured by Bayer sensors to be used by still or video applications (such as, JPEG, H.264, and so on).

Figure 3-2. Processor Camera System



**Figure 3-3. Platform Imaging Infrastructure**



### 3.4.2 Intel® Image Signal Processor (Intel® ISP)

The Intel ISP is an embedded camera subsystem hardware component on the processor, it processes video and still images at high quality with a low-power cost by leveraging a programmable VLIW (very-long-instruction-word) SIMD vector processor, a hardware fixed function pipe (accelerators), two scalar processor, and more. The mix of hardware accelerators and compute capabilities allows the flexibility and patchability that are required for late changes and allowing the unit to support future sensor technologies while remaining in an optimized power performance point.

## 3.5 Debug Technologies

### 3.5.1 Intel® Processor Trace

Intel® Processor Trace (Intel® PT) is a new tracing capability added to Intel® Architecture, for use in software debug and profiling. Intel PT provides the capability for more precise software control flow and timing information, with limited impact to software execution. This provides enhanced ability to debug software crashes, hangs, or other anomalies, as well as responsiveness and short-duration performance issues.

Intel® VTune™ Amplifier for Systems and the Intel® System Debugger are part of Intel® System Studio 2015, which includes updates for new debug and trace features on this latest platform, including Intel PT and Intel® Trace Hub.

An update to the Linux perf utility, with support for Intel PT, is available for download at [https://github.com/virtuoso/linux-perf/tree/intel\\_pt](https://github.com/virtuoso/linux-perf/tree/intel_pt). It requires rebuilding the kernel and the perf utility.





# 4 Power Management

---

This chapter provides information on the following power management topics:

- Advanced Configuration and Power Interface (ACPI) States
- Processor IA Core Power Management
- Integrated Memory Controller (IMC) Power Management
- Processor Graphics Power Management

Figure 4-1. Processor Power States

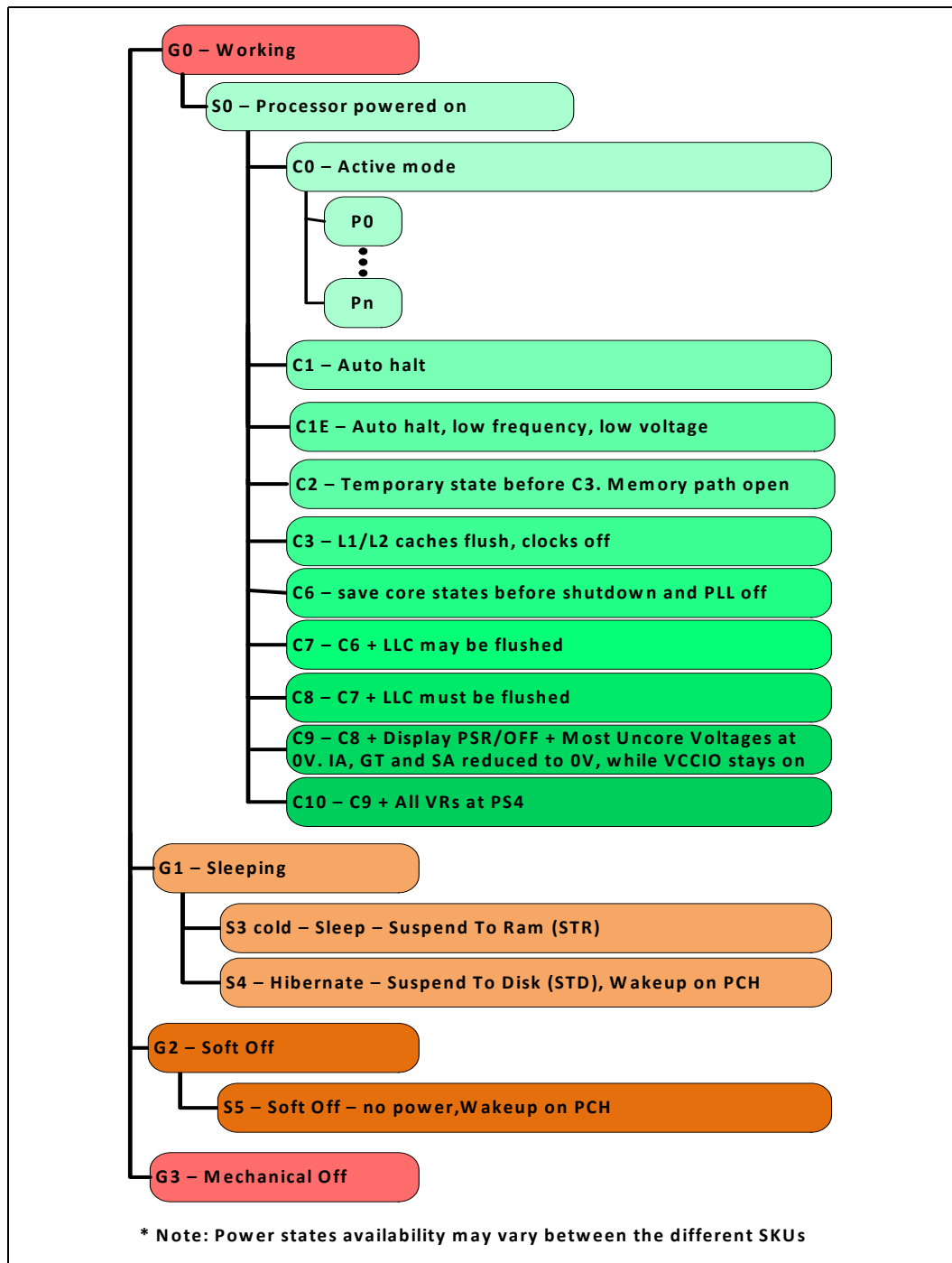
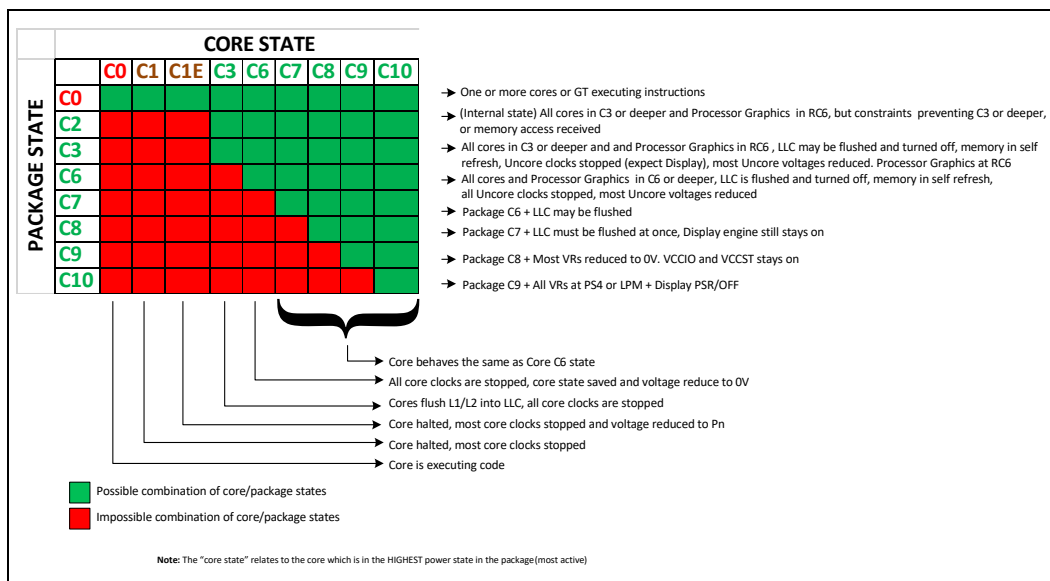




Figure 4-2. Processor Package and IA Core C-States



## 4.1 Advanced Configuration and Power Interface (ACPI) States Supported

This section describes the ACPI states supported by the processor.

Table 4-1. System States

| State      | Description   |
|------------|---|
| G0/S0      | Full On   |
| G1/S3-Cold | Suspend-to-RAM (STR). Context saved to memory (S3-Hot is not supported by the processor). |
| G1/S4      | Suspend-to-Disk (STD). All power lost (except wake-up on PCH).                            |
| G2/S5      | Soft off. All power lost (except wake-up on PCH). Total reboot.                           |
| G3         | Mechanical off. All power removed from system.  |



**Table 4-2. Processor IA Core/Package State Support**

| State | Description  |
|-------|--|
| C0    | Active mode, processor executing code.   |
| C1    | AutoHALT processor IA core state (package C0 state).   |
| C1E   | AutoHALT processor IA core state with lowest frequency and voltage operating point (package C0 state).   |
| C2    | All processor IA cores in C3 or deeper. Memory path open. Temporary state before Package C3 or deeper.   |
| C3    | Processor IA execution cores in C3 or deeper, flush their L1 instruction cache, L1 data cache, and L2 cache to the LLC shared cache. LLC may be flushed. Clocks are shut off to each core.                                       |
| C6    | Processor IA execution cores in this state save their architectural state before removing core voltage. BCLK is off.   |
| C7    | Processor IA execution cores in this state behave similarly to the C6 state. If all execution cores request C7, LLC ways may be flushed until it is cleared. If the entire LLC is flushed, voltage will be removed from the LLC. |
| C8    | C7 plus LLC must be flushed.   |
| C9    | C8 plus most Uncore voltages at 0V. IA, GT and SA reduced to 0V, while V <sub>CC10</sub> stays on.   |
| C10   | C9 plus all VRs at PS4 or LPM. 24MHz clock off   |

**Table 4-3. G, S, and C Interface State Combinations**

| Global (G) State | Sleep (S) State | Processor Package (C) State | Processor State | System Clocks   | Description       |
|------------------|-----------------|-----------------------------|-----------------|-----------------|-------------------|
| G0               | S0              | C0                          | Full On         | On              | Full On           |
| G0               | S0              | C1/C1E                      | Auto-Halt       | On              | Auto-Halt         |
| G0               | S0              | C3                          | Deep Sleep      | On              | Deep Sleep        |
| G0               | S0              | C6/C7                       | Deep Power Down | On              | Deep Power Down   |
| G0               | S0              | C8/C9/C10                   | Off             | On              | Deeper Power Down |
| G1               | S3              | Power off                   | Off             | Off, except RTC | Suspend to RAM    |
| G1               | S4              | Power off                   | Off             | Off, except RTC | Suspend to Disk   |
| G2               | S5              | Power off                   | Off             | Off, except RTC | Soft Off          |
| G3               | N/A             | Power off                   | Off             | Power off       | Hard off          |



## 4.2 Processor IA Core Power Management

While executing code, Enhanced Intel SpeedStep<sup>®</sup> Technology and Hardware-controlled P-states optimizes the processor's IA core frequency and voltage based on workload. Each frequency and voltage operating point is defined by ACPI as a P-state. When the processor is not executing code, it is idle. A low-power idle state is defined by ACPI as a C-state. In general, deeper power C-states have longer entry and exit latencies.

### 4.2.1 OS/HW controlled P-States

#### 4.2.1.1 Enhanced Intel<sup>®</sup> SpeedStep<sup>®</sup> Technology

Enhanced Intel SpeedStep<sup>®</sup> Technology enables the operating system to control and select P-state. The following are the key features of Enhanced Intel<sup>®</sup> SpeedStep<sup>®</sup> Technology:

- Multiple frequency and voltage points for optimal performance and power efficiency. These operating points are known as P-states.
- Frequency selection is software controlled by writing to processor MSRs. The voltage is optimized based on the selected frequency and the number of active processor IA cores.
  - Once the voltage is established, the PLL locks on to the target frequency.
  - All active processor IA cores share the same frequency and voltage. In a multi-core processor, the highest frequency P-state requested among all active IA cores is selected.
  - Software-requested transitions are accepted at any time. If a previous transition is in progress, the new transition is deferred until the previous transition is completed.
- The processor controls voltage ramp rates internally to ensure glitch-free transitions.
- Because there is low transition latency between P-states, a significant number of transitions per-second are possible.

#### 4.2.1.2 Intel<sup>®</sup> Speed Shift Technology

Hardware-controlled P-states are an energy efficient method of frequency control by the hardware rather than relying on OS control. OS is aware of available hardware P-states and request a desired P-state or it can let Hardware determine the P-state. The OS request is based on its workload requirements and awareness of processor capabilities. Processor decision is based on the different system constraints for example: Workload demand, thermal limits while taking into consideration the minimum and maximum levels and activity window of performance requested by the Operating System.

For more details, refer to the following document (see related documents section):

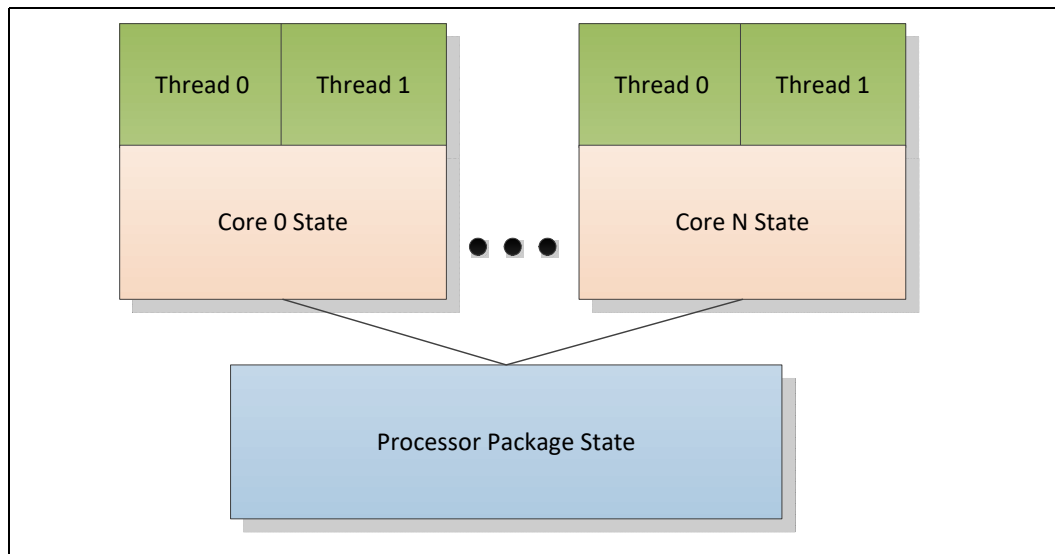
- Intel<sup>®</sup> 64 and IA-32 Architectures Software Developer's Manual (SDM), volume 3B.

### 4.2.2 Low-Power Idle States

When the processor is idle, low-power idle states (C-states) are used to save power. More power savings actions are taken for numerically higher C-states. However, deeper C-states have longer exit and entry latencies. Resolution of C-states occur at the thread, processor IA core, and processor package level. Thread-level C-states are available if Intel Hyper-Threading Technology is enabled.

**Caution:** Long term reliability cannot be assured unless all the Low-Power Idle States are enabled.

**Figure 4-3. Idle Power Management Breakdown of the Processor IA Cores**



While individual threads can request low-power C-states, power saving actions only take place once the processor IA core C-state is resolved. processor IA core C-states are automatically resolved by the processor. For thread and processor IA core C-states, a transition to and from C0 state is required before entering any other C-state.

### 4.2.3 Requesting Low-Power Idle States

The primary software interfaces for requesting low-power idle states are through the MWAIT instruction with sub-state hints and the HLT instruction (for C1 and C1E). However, software may make C-state requests using the legacy method of I/O reads from the ACPI-defined processor clock control registers, referred to as P\_LVLx. This method of requesting C-states provides legacy support for operating systems that initiate C-state transitions using I/O reads.

For legacy operating systems, P\_LVLx I/O reads are converted within the processor to the equivalent MWAIT C-state request. Therefore, P\_LVLx reads do not directly result in I/O reads to the system. The feature, known as I/O MWAIT redirection, must be enabled in the BIOS.

The BIOS can write to the C-state range field of the PMG\_IO\_CAPTURE MSR to restrict the range of I/O addresses that are trapped and emulate MWAIT like functionality. Any P\_LVLx reads outside of this range do not cause an I/O redirection to MWAIT(Cx) like request. They fall through like a normal I/O instruction.





When P\_LVLx I/O instructions are used, MWAIT sub-states cannot be defined. The MWAIT sub-state is always zero if I/O MWAIT redirection is used. By default, P\_LVLx I/O redirections enable the MWAIT 'break on EFLAGS.IF' feature that triggers a wake up on an interrupt, even if interrupts are masked by EFLAGS.IF.

## 4.2.4 Processor IA Core C-State Rules

The following are general rules for all processor IA core C-states, unless specified otherwise:

- A processor IA core C-State is determined by the lowest numerical thread state (such as Thread 0 requests C1E while Thread 1 requests C3 state, resulting in a processor IA core C1E state). See the *G, S, and C Interface State Combinations* table.
- A processor IA core transitions to C0 state when:
  - An interrupt occurs
  - There is an access to the monitored address if the state was entered using an MWAIT/Timed MWAIT instruction
  - The deadline corresponding to the Timed MWAIT instruction expires
- An interrupt directed toward a single thread wakes up only that thread.
- If any thread in a processor IA core is active (in C0 state), the core's C-state will resolve to C0.
- Any interrupt coming into the processor package may wake any processor IA core.
- A system reset re-initializes all processor IA cores.

### Processor IA core C0 State

The normal operating state of a processor IA core where code is being executed.

### Processor IA core C1/C1E State

C1/C1E is a low-power state entered when all threads within a processor IA core execute a HLT or MWAIT(C1/C1E) instruction.

A System Management Interrupt (SMI) handler returns execution to either Normal state or the C1/C1E state. See the *Intel 64 and IA-32 Architectures Software Developer's Manual* for more information.

While a processor IA core is in C1/C1E state, it processes bus snoops and snoops from other threads. For more information on C1E, see [Section 4.2.5](#).

### Processor IA core C3 State

Individual threads of a processor IA core can enter the C3 state by initiating a P\_LVL2 I/O read to the P\_BLK or an MWAIT(C3) instruction. A processor IA core in C3 state flushes the contents of its L1 instruction cache, L1 data cache, and L2 cache to the shared LLC, while maintaining its architectural state. All processor IA core clocks are stopped at this point. Because the processor IA core's caches are flushed, the processor does not wake any processor IA core that is in the C3 state when either a snoop is detected or when another processor IA core accesses cacheable memory.



### Processor IA core C6 State

Individual threads of a processor IA core can enter the C6 state by initiating a P\_LVL3 I/O read or an MWAIT(C6) instruction. Before entering processor IA core C6 state, the processor IA core will save its architectural state to a dedicated SRAM. Once complete, a processor IA core will have its voltage reduced to zero volts. During exit, the processor IA core is powered on and its architectural state is restored.

### Processor IA core C7-C10 States

Individual threads of a processor IA core can enter the C7, C8, C9, or C10 state by initiating a P\_LVL4, P\_LVL5, P\_LVL6, P\_LVL7 I/O read (respectively) to the P\_BLK or by an MWAIT(C7/C8/C9/C10) instruction. The processor IA core C7-C10 state exhibits the same behavior as the processor IA core C6 state.

### C-State Auto-Demotion

In general, deeper C-states, such as C6 or C7, have long latencies and have higher energy entry/exit costs. The resulting performance and energy penalties become significant when the entry/exit frequency of a deeper C-state is high. Therefore, incorrect or inefficient usage of deeper C-states have a negative impact on battery life and idle power. To increase residency and improve battery life and idle power in deeper C-states, the processor supports C-state auto-demotion.

There are two C-state auto-demotion options:

- C7/C6 to C3
- C7/C6/C3 To C1

The decision to demote a processor IA core from C6/C7 to C3 or C3/C6/C7 to C1 is based on each processor IA core's immediate residency history. Upon each processor IA core C6/C7 request, the processor IA core C-state is demoted to C3 or C1 until a sufficient amount of residency has been established. At that point, a processor IA core is allowed to go into C3/C6 or C7. Each option can be run concurrently or individually. If the interrupt rate experienced on a processor IA core is high and the processor IA core is rarely in a deep C-state between such interrupts, the processor IA core can be demoted to a C3 or C1 state. A higher interrupt pattern is required to demote a processor IA core to C1 as compared to C3.

This feature is disabled by default. BIOS must enable it in the PMG\_CST\_CONFIG\_CONTROL register. The auto-demotion policy is also configured by this register.

## 4.2.5 Package C-States

The processor supports C0, C1/C1E, C3, C6, C7, C8, C9, and C10 power states. The following is a summary of the general rules for package C-state entry. These apply to all package C-states, unless specified otherwise:

- A package C-state request is determined by the lowest numerical processor IA core C-state amongst all processor IA cores.
- A package C-state is automatically resolved by the processor depending on the processor IA core idle power states and the status of the platform components.
  - Each processor IA core can be at a lower idle power state than the package if the platform does not grant the processor permission to enter a requested package C-state.

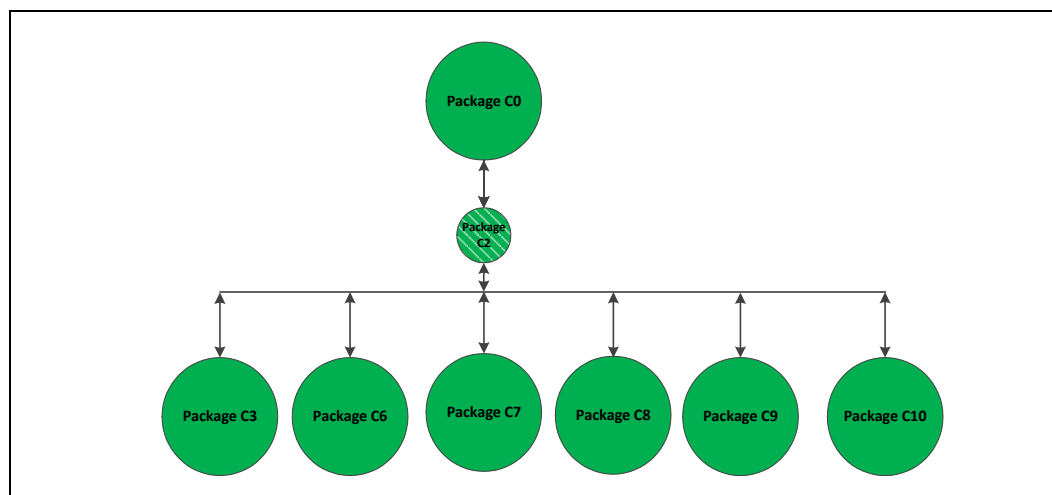


- The platform may allow additional power savings to be realized in the processor.
- For package C-states, the processor is not required to enter C0 before entering any other C-state.
- Entry into a package C-state may be subject to auto-demotion – that is, the processor may keep the package in a deeper package C-state than requested by the operating system if the processor determines, using heuristics, that the deeper C-state results in better power/performance.

The processor exits a package C-state when a break event is detected. Depending on the type of break event, the processor does the following:

- If a processor IA core break event is received, the target processor IA core is activated and the break event message is forwarded to the target processor IA core.
  - If the break event is not masked, the target processor IA core enters the processor IA core C0 state and the processor enters package C0.
  - If the break event is masked, the processor attempts to re-enter its previous package state.
- If the break event was due to a memory access or snoop request,
  - But the platform did not request to keep the processor in a higher package C-state, the package returns to its previous C-state.
  - And the platform requests a higher power C-state, the memory access or snoop request is serviced and the package remains in the higher power C-state.

**Figure 4-4. Package C-State Entry and Exit**



**Package C0**

This is the normal operating state for the processor. The processor remains in the normal state when at least one of its processor IA cores is in the C0 or C1 state or when the platform has not granted permission to the processor to go into a low-power state. Individual processor IA cores may be in deeper power idle states while the package is in C0 state.



### Package C2 State

Package C2 state is an internal processor state that cannot be explicitly requested by software. A processor enters Package C2 state when either:

- All processor IA cores have requested a C3 or deeper power state and all graphics processor IA cores requested are in RC6, but constraints (LTR, programmed timer events in the near future, and so forth) prevent entry to any state deeper than C2 state.
- Or, all processor IA cores have requested a C3 or deeper power state and all graphics processor IA cores requested are in RC6 and a memory access request is received. Upon completion of all outstanding memory requests, the processor transitions back into a deeper package C-state.

### Package C3 State

A processor enters the package C3 low-power state when:

- At least one processor IA core is in the C3 state.
- The other processor IA cores are in a C3 or deeper power state, and the processor has been granted permission by the platform.
- The platform has not granted a request to a package C6/C7 state or deeper state but has allowed a package C3 state.

In package C3-state, the LLC shared cache is valid.

### Package C6 State

A processor enters the package C6 low-power state when:

- At least one processor IA core is in the C6 state.
- The other processor IA cores are in a C6 or deeper power state, and the processor has been granted permission by the platform.
- The platform has not granted a package C7 or deeper request but has allowed a C6 package state.

In package C6 state, all processor IA cores have saved their architectural state and have had their voltages reduced to zero volts. It is possible the LLC shared cache is flushed and turned off in package C6 state.

### Package C7 State

The processor enters the package C7 low-power state when all processor IA cores are in the C7 or deeper state and the operating system may request that the LLC will be flushed.

Processor IA core break events are handled the same way as in package C3 or C6.

Upon exit of the package C7 state, the LLC will be partially enabled once a processor IA core wakes up if it was fully flushed, and will be fully enabled once the processor has stayed out of C7 for a preset amount of time. Power is saved since this prevents the LLC from being re-populated only to be immediately flushed again. Some VRs are reduce to 0V.



### Package C8 State

The processor enters C8 states when the processor IA cores lower numerical state is C8.

The C8 state is similar to C7 state, but in addition, the LLC is flushed in a single step,  $V_{cc}$  and  $V_{cc_{GT}}$  are reduced to 0V. The display engine stays on.

### Package C9 State

The processor enters C9 states when the processor IA cores lower numerical state is C9.

Package C9 state is similar to C8 state; the VRs are off,  $V_{cc}$ ,  $V_{cc_{GT}}$  and  $V_{cc_{SA}}$  at 0V,  $V_{cc_{IO}}$  and  $V_{cc_{ST}}$  stays on.

### Package C10 State

The processor enters C10 states when the processor IA cores lower numerical state is C10.

Package C10 state is similar to the package C9 state, but in addition the IMVP8 VR is in PS4 low-power state, which is near to shut off of the IMVP8 VR. The  $V_{cc_{IO}}$  is in low-power mode as well. Package C10 is the processor package state regardless of InstantGo support/implementation.

### InstantGo

InstantGo is a platform state. On display time out the OS requests the processor to enter package C10 and platform devices at RTD3 (or disabled) in order to attain low power in idle. InstantGo requires proper BIOS and OS configuration.

### Dynamic LLC Sizing

When all processor IA cores request C7 or deeper C-state, internal heuristics dynamically flushes the LLC. Once the processor IA cores enter a deep C-state, depending on their MWAIT sub-state request, the LLC is either gradually flushed N-ways at a time or flushed all at once. Upon the processor IA cores exiting to C0 state, the LLC is gradually expanded based on internal heuristics.

## 4.2.6 Package C-States and Display Resolutions

The integrated graphics engine has the frame buffer located in system memory. When the display is updated, the graphics engine fetches display data from system memory. Different screen resolutions and refresh rates have different memory latency requirements. These requirements may limit the deepest Package C-state the processor can enter. Other elements that may affect the deepest Package C-state available are the following:

- Display is on or off
- Single or multiple displays
- Native or non-native resolution
- Panel Self Refresh (PSR) technology

**Note:** Display resolution is not the only factor influencing the deepest Package C-state the processor can get into. Device latencies, interrupt response latencies, and core C-



states are among other factors that influence the final package C-state the processor can enter.

The following table lists display resolutions and deepest available package C-State. The display resolutions are examples using common values for blanking and pixel rate. Actual results will vary. The table shows the deepest possible Package C-state. System workload, system idle, and AC or DC power also affect the deepest possible Package C-state.

**Table 4-4. Deepest Package C-State Available**

| Resolution                  | Number of Displays | U/Y-Processor line <sup>1,2</sup> |              |
|-----------------------------|--------------------|-----------------------------------|--------------|
|                             |                    | PSR Enabled <sup>4</sup>          | PSR Disabled |
| 800x600 60Hz                | Single             | PC10                              | PC8          |
| 1024x768 60Hz               | Single             | PC10                              | PC8          |
| 1280x1024 60Hz              | Single             | PC10                              | PC8          |
| 1920x1080 60Hz              | Single             | PC10                              | PC8          |
| 1920x1200 60Hz              | Single             | PC10                              | PC8          |
| 1920x1440 60Hz              | Single             | PC10                              | PC8          |
| 2048x1536 60Hz              | Single             | PC10                              | PC8          |
| 2560x1600 60Hz              | Single             | PC10                              | PC8          |
| 2560x1920 60Hz              | Single             | PC10                              | PC8          |
| 2880x1620 60Hz              | Single             | PC10                              | PC8          |
| 2880x1800 60Hz              | Single             | PC10                              | PC8          |
| 3200x1800 60Hz <sup>4</sup> | Single             | PC10                              | PC8          |
| 3200*2000 60Hz <sup>4</sup> | Single             | PC10                              | PC8          |
| 3840x2160 60Hz <sup>4</sup> | Single             | PC10                              | PC6          |
| 4096x2160 60Hz <sup>4</sup> | Single             | PC10                              | PC6          |

**Notes:**

1. All Deep states are with Display ON. The deepest C-state with Display OFF is C10 for U/Y-processors
2. The deepest C-state has variance, dependent various parameters such SW and Platform devices.
3. N/A
4. Processor will see PC10, but PCH may still keep devices ON.

## 4.3 Integrated Memory Controller (IMC) Power Management

The main memory is power managed during normal operation and in low-power ACPI C-states.

### 4.3.1 Disabling Unused System Memory Outputs

Any system memory (SM) interface signal that goes to a memory in which it is not connected to any actual memory devices (such as SODIMM connector is unpopulated, or is single-sided) is tri-stated. The benefits of disabling unused SM signals are:

- Reduced power consumption.



- Reduced possible overshoot/undershoot signal quality issues seen by the processor I/O buffer receivers caused by reflections from potentially un-terminated transmission lines.

When a given rank is not populated, the corresponding control signals (CLK\_P/CLK\_N/CKE/ODT/CS) are not driven.

At reset, all rows must be assumed to be populated, until it can be proven that they are not populated. This is due to the fact that when CKE is tri-stated with a DRAMs present, the DRAMs are not ensured to maintain data integrity. CKE tri-state should be enabled by BIOS where appropriate, since at reset all rows must be assumed to be populated.

### 4.3.2 DRAM Power Management and Initialization

The processor implements extensive support for power management on the memory interface. Each channel drives 4 CKE pins, one per rank.

The CKE is one of the power-saving means. When CKE is off, the internal DDR clock is disabled and the DDR power is reduced. The power-saving differs according to the selected mode and the DDR type used. For more information, refer to the IDD table in the DDR specification.

The processor supports four different types of power-down modes in package C0 state. The different power-down modes can be enabled through configuring PM PDWN config register. The type of CKE power-down can be configured through PDWN\_mode (bits 15:12) and the idle timer can be configured through PDWN\_idle\_counter (bits 11:0). The different power-down modes supported are:

- **No power-down** (CKE disable)
- **Active power-down (APD)**: This mode is entered if there are open pages when de-asserting CKE. In this mode the open pages are retained. Power-saving in this mode is the lowest. Power consumption of DDR is defined by IDD3P. Exiting this mode is fined by tXP – small number of cycles. For this mode, DRAM DLL must be on.
- **PPD/DLL-off**: In this mode the data-in DLLs on DDR are off. Power-saving in this mode is the best among all power modes. Power consumption is defined by IDD2P. Exiting this mode is defined by tXP, but also tXPDLL (10–20 according to DDR type) cycles until first data transfer is allowed. For this mode, DRAM DLL must be off.
- **Precharged power-down (PPD)**: This mode is entered if all banks in DDR are precharged when de-asserting CKE. Power-saving in this mode is intermediate – better than APD, but less than DLL-off. Power consumption is defined by IDD2P. Exiting this mode is defined by tXP. The difference from APD mode is that when waking-up, all page-buffers are empty.) The LPDDR does not have a DLL. As a result, the power savings are as good as PPD/DLL-off but will have lower exit latency and higher performance.

The CKE is determined per rank, whenever it is inactive. Each rank has an idle counter. The idle-counter starts counting as soon as the rank has no accesses, and if it expires, the rank may enter power-down while no new transactions to the rank arrives to queues. The idle-counter begins counting at the last incoming transaction arrival.

It is important to understand that since the power-down decision is per rank, the IMC can find many opportunities to power down ranks, even while running memory intensive applications; the savings are significant (may be few Watts, according to DDR specification). This is significant when each channel is populated with more ranks.



Selection of power modes should be according to power-performance or thermal trade-off of a given system:

- When trying to achieve maximum performance and power or thermal consideration is not an issue – use no power-down.
- In a system which tries to minimize power-consumption, try using the deepest power-down mode possible – PPD/DLL-off with a low idle timer value.
- In high-performance systems with dense packaging (that is, tricky thermal design) the power-down mode should be considered in order to reduce the heating and avoid DDR throttling caused by the heating.

The default value that BIOS configures in PM PDWN config register is 6080 – that is, PPD/DLL-off mode with idle timer of 0x80, or 128 DCLKs. This is a balanced setting with deep power-down mode and moderate idle timer value.

The idle timer expiration count defines the # of DCLKs that a rank is idle that causes entry to the selected power mode. As this timer is set to a shorter time the IMC will have more opportunities to put the DDR in power-down. There is no BIOS hook to set this register. Customers choosing to change the value of this register can do it by changing it in the BIOS. For experiments, this register can be modified in real time if BIOS does not lock the IMC registers.

#### 4.3.2.1 Initialization Role of CKE

During power-up, CKE is the only input to the SDRAM that has its level recognized (other than the reset pin) once power is applied. It must be driven LOW by the DDR controller to make sure the SDRAM components float DQ and DQS during power-up. CKE signals remain LOW (while any reset is active) until the BIOS writes to a configuration register. Using this method, CKE is ensured to remain inactive for much longer than the specified 200 micro-seconds after power and clocks to SDRAM devices are stable.

#### 4.3.2.2 Conditional Self-Refresh

During S0 idle state, system memory may be conditionally placed into self-refresh state when the processor is in package C3 or deeper power state. Refer to [Section 4.5.1.1](#) for more details on conditional self-refresh with Intel HD Graphics enabled.

When entering the S3 – Suspend-to-RAM (STR) state or S0 conditional self-refresh, the processor IA core flushes pending cycles and then enters SDRAM ranks that are not used by the processor graphics into self-refresh. The CKE signals remain LOW so the SDRAM devices perform self-refresh.

The target behavior is to enter self-refresh for package C3 or deeper power states as long as there are no memory requests to service.




**Table 4-5. Targeted Memory State Conditions**

| State                | Memory State with Processor Graphics  | Memory State with External Graphics  |
|----------------------|---|--|
| C0, C1, C1E          | Dynamic memory rank power-down based on idle conditions.  | Dynamic memory rank power-down based on idle conditions.   |
| C3, C6, C7 or deeper | If the processor graphics engine is idle and there are no pending display requests, then enter self-refresh. Otherwise use dynamic memory rank power-down based on idle conditions. | If there are no memory requests, then enter self-refresh. Otherwise use dynamic memory rank power-down based on idle conditions. |
| S3                   | Self-Refresh Mode   | Self-Refresh Mode  |
| S4                   | Memory power-down (contents lost)   | Memory power-down (contents lost)  |

#### 4.3.2.3 Dynamic Power-Down

Dynamic power-down of memory is employed during normal operation. Based on idle conditions, a given memory rank may be powered down. The IMC implements aggressive CKE control to dynamically put the DRAM devices in a power-down state. The processor IA core controller can be configured to put the devices in active power-down (CKE de-assertion with open pages) or precharge power-down (CKE de-assertion with all pages closed). Precharge power-down provides greater power savings but has a bigger performance impact, since all pages will first be closed before putting the devices in power-down mode.

If dynamic power-down is enabled, all ranks are powered up before doing a refresh cycle and all ranks are powered down at the end of refresh.

#### 4.3.2.4 DRAM I/O Power Management

Unused signals should be disabled to save power and reduce electromagnetic interference. This includes all signals associated with an unused memory channel. Clocks, CKE, ODT and CS signals are controlled per DIMM rank and will be powered down for unused ranks.

The I/O buffer for an unused signal should be tri-stated (output driver disabled), the input receiver (differential sense-amp) should be disabled, and any DLL circuitry related ONLY to unused signals should be disabled. The input path must be gated to prevent spurious results due to noise on the unused signals (typically handled automatically when input receiver is disabled).

### 4.3.3 DDR Electrical Power Gating (EPG)

The DDR I/O of the processor supports Electrical Power Gating (DDR-EPG) while the processor is at C3 or deeper power state.

In C3 or deeper power state, the processor internally gates VDDQ for the majority of the logic to reduce idle power while keeping all critical DDR pins such as CKE and VREF in the appropriate state.

In C7 or deeper power state, the processor internally gates  $V_{CCIO}$  for all non-critical state to reduce idle power.

In S3 or C-state transitions, the DDR does not go through training mode and will restore the previous training information.



#### 4.3.4 Power Training

BIOS MRC performing Power Training steps to reduce DDR I/O power while keeping reasonable operational margins still guaranteeing platform operation. The algorithms attempt to weaken ODT, driver strength and the related buffers parameters both on the MC and the DRAM side and find the best possible trade-off between the total I/O power and the operational margins using advanced mathematical models.

### 4.4 PCI Express\* Power Management

- Active power management support using L1 state.
- All inputs and outputs disabled in L2/L3 Ready state.

**Note:** Processor PEG-PCIe interface does not support Hot-Plug.

Hot Plug like\* is only supported at Processor PEG-PCIe using Thunderbolt Device.

\* Turning Thunderbolt power on and Off electrically RTD3 Like

**Note:** The PCI Express\* and DMI interfaces are present only in 2-Chip platform processors.

An increase in power consumption may be observed when PCI Express\* ASPM capabilities are disabled.

### 4.5 Processor Graphics Power Management

#### 4.5.1 Memory Power Savings Technologies

##### 4.5.1.1 Intel® Rapid Memory Power Management (Intel® RMPM)

Intel® Rapid Memory Power Management (Intel® RMPM) conditionally places memory into self-refresh when the processor is in package C3 or deeper power state to allow the system to remain in the deeper power states longer for memory not reserved for graphics memory. Intel® RMPM functionality depends on graphics/display state (relevant only when processor graphics is being used), as well as memory traffic patterns generated by other connected I/O devices.

##### 4.5.1.2 Intel® Smart 2D Display Technology (Intel® S2DDT)

Intel® S2DDT reduces display refresh memory traffic by reducing memory reads required for display refresh. Power consumption is reduced by less accesses to the IMC. Intel S2DDT is only enabled in single pipe mode.

Intel® S2DDT is most effective with:

- Display images well suited to compression, such as text windows, slide shows, and so on. Examples where Intel S2DDT is less effective are 3D games.
- Static screens such as screens with significant portions of the background showing 2D applications, processor benchmarks, and so on, or conditions when the processor is idle. Examples where Intel S2DDT is less effective are full-screen 3D games and benchmarks that flip the display image at or near display refresh rates.



## 4.5.2 Display Power Savings Technologies

### 4.5.2.1 Intel® (Seamless & Static) Display Refresh Rate Switching (DRRS) with eDP\* Port

Intel® DRRS provides a mechanism where the monitor is placed in a slower refresh rate (the rate at which the display is updated). The system is smart enough to know that the user is not displaying either 3D or media like a movie where specific refresh rates are required. The technology is very useful in an environment such as a plane where the user is in battery mode doing E-mail, or other standard office applications. It is also useful where the user may be viewing web pages or social media sites while in battery mode.

### 4.5.2.2 Intel® Automatic Display Brightness

Intel® Automatic Display Brightness feature dynamically adjusts the backlight brightness based upon the current ambient light environment. This feature requires an additional sensor to be on the panel front. The sensor receives the changing ambient light conditions and sends the interrupts to the Intel Graphics driver. As per the change in Lux, (current ambient light illuminance), the new backlight setting can be adjusted through BLC. The converse applies for a brightly lit environment. Intel® Automatic Display Brightness increases the backlight setting.

### 4.5.2.3 Smooth Brightness

The Smooth Brightness feature is the ability to make fine grained changes to the screen brightness. All Windows\* 8 system that support brightness control are required to support Smooth Brightness control and it should be supporting 101 levels of brightness control. Apart from the Graphics driver changes, there may be few System BIOS changes required to make this feature functional.

### 4.5.2.4 Intel® Display Power Saving Technology (Intel® DPST) 6.0

The Intel® DPST technique achieves backlight power savings while maintaining a good visual experience. This is accomplished by adaptively enhancing the displayed image while decreasing the backlight brightness simultaneously. The goal of this technique is to provide equivalent end-user-perceived image quality at a decreased backlight power level.

1. The original (input) image produced by the operating system or application is analyzed by the Intel® DPST subsystem. An interrupt to Intel® DPST software is generated whenever a meaningful change in the image attributes is detected. (A meaningful change is when the Intel® DPST software algorithm determines that enough brightness, contrast, or color change has occurred to the displaying images that the image enhancement and backlight control needs to be altered.)
2. Intel® DPST subsystem applies an image-specific enhancement to increase image contrast, brightness, and other attributes.
3. A corresponding decrease to the backlight brightness is applied simultaneously to produce an image with similar user-perceived quality (such as brightness) as the original image.

Intel® DPST 6.0 has improved the software algorithms and has minor hardware changes to better handle backlight phase-in and ensures the documented and validated method to interrupt hardware phase-in.



#### 4.5.2.5 Low-Power Single Pipe (LPSP)

Low-power single pipe is a power conservation feature that helps save power by keeping the inactive pipes powered OFF. This feature is enabled only in a single display configuration without any scaling functionalities. This feature is supported from 4th Generation Intel® Core™ processor family onwards. LPSP is achieved by keeping a single pipe enabled during eDP\* only with minimal display pipeline support. This feature is panel independent and works with any eDP panel (port A) in single display mode.

### 4.5.3 Processor Graphics Core Power Savings Technologies

#### 4.5.3.1 Intel® Graphics Dynamic Frequency

Intel® Turbo Boost Technology 2.0 is the ability of the processor IA cores and graphics (Graphics Dynamic Frequency) cores to opportunistically increase frequency and/or voltage above the guaranteed processor and graphics frequency for the given part. Intel® Graphics Dynamic Frequency is a performance feature that makes use of unused package power and thermals to increase application performance. The increase in frequency is determined by how much power and thermal budget is available in the package, and the application demand for additional processor or graphics performance. The processor IA core control is maintained by an embedded controller. The graphics driver dynamically adjusts between P-states to maintain optimal performance, power, and thermals. The graphics driver will always place the graphics engine in its lowest possible P-state. Intel® Graphics Dynamic Frequency requires BIOS support. Additional power and thermal budget must be available.

#### 4.5.3.2 Intel® Graphics Render Standby Technology (Intel® GRST)

The final power savings technology from Intel happens while the system is asleep. This is another technology where the voltage is adjusted down. For RC6 the voltage is adjusted very low, or very close to zero, what may reduced power by over 1000.

#### 4.5.3.3 Dynamic FPS (DFPS)

Dynamic FPS (DFPS) or dynamic frame-rate control is a runtime feature for improving power-efficiency for 3D workloads. Its purpose is to limit the frame-rate of full screen 3D applications without compromising on user experience. By limiting the frame rate, the load on the graphics engine is reduced, giving an opportunity to run the Processor Graphics at lower speeds, resulting in power savings. This feature works in both AC/DC modes.

## 4.6 System Agent Enhanced Intel Speedstep® Technology

System Agent Enhanced Intel Speedstep® Technology, a new feature for the processor, is dynamic voltage frequency scaling of the System Agent clock based on memory utilization. Unlike processor core and package Enhanced Speedstep Technology, System Agent Enhanced Speedstep® Technology has only two valid operating points.

When workload is low and SA Enhanced Speedstep Technology is enabled, the DDR data rate may drop temporarily as follows:

- DDR3L/LPDDR3 – 1066 MT/s



- DDR4 – 1333 MT/s

Before changing the DDR data rate, the processor sets DDR to self-refresh and changes needed parameters. The DDR voltage remains stable and unchanged.

BIOS/MRC DDR training at high and low frequencies sets I/O and timing parameters.

## 4.7 Voltage Optimization

Voltage Optimization opportunistically provides reduction in power consumption; that is, a boost in performance at a given PL1. Over time the benefit is reduced. There is no change to base frequency or turbo frequency. During system validation and tuning, this feature should be disabled to reflect processor power and performance that is expected over time.

This feature is available on selected SKUs.

## 4.8 ROP (Rest Of Platform) PMIC

In addition to discrete voltage regulators, Intel supports specific PMICs (Power Management ICs) to power the ROP rails. PMICs are typically classified as Premium or Volume ROP PMICs based on the type of power map they support.

§ §

# 5 Thermal Management

---

## 5.1 Processor Thermal Management

The thermal solution provides both component-level and system-level thermal management. To allow optimal operation and long-term reliability of Intel processor-based systems, the system/processor thermal solution should be designed so that the processor:

- Remains below the maximum junction temperature ( $T_{jMAX}$ ) specification at the maximum thermal design power (TDP).
- Conforms to system constraints, such as system acoustics, system skin-temperatures, and exhaust-temperature requirements.

**Caution:** Thermal specifications given in this chapter are on the component and package level and apply specifically to the processor. Operating the processor outside the specified limits may result in permanent damage to the processor and potentially other components in the system.

### 5.1.1 Thermal Considerations

The processor TDP is the maximum sustained power that should be used for design of the processor thermal solution. TDP is a power dissipation and junction temperature operating condition limit, specified in this document, that is validated during manufacturing for the base configuration when executing a near worst case commercially available workload as specified by Intel for the SKU segment. TDP may be exceeded for short periods of time or if running a very high power workload.

The processor integrates multiple processing IA cores, graphics cores and for some SKUs a PCH and/or OPC on a single package. This may result in power distribution differences across the package and must be considered when designing the thermal solution.

Intel® Turbo Boost Technology 2.0 allows processor IA cores to run faster than the base frequency. It is invoked opportunistically and automatically as long as the processor is conforming to its temperature, power delivery and current control limits. When Intel® Turbo Boost Technology 2.0 is enabled:

- Applications are expected to run closer to TDP more often as the processor will attempt to maximize performance by taking advantage of estimated available energy budget in the processor package.
- The processor may exceed the TDP for short durations to utilize any available thermal capacitance within the thermal solution. The duration and time of such operation can be limited by platform runtime configurable registers within the processor.
- Graphics peak frequency operation is based on the assumption of only one of the graphics domains (GT/GTx) being active. This definition is similar to the IA core Turbo concept, where peak turbo frequency can be achieved when only one IA core is active. Depending on the workload being applied and the distribution across the graphics domains the user may not observe peak graphics frequency for a given workload or benchmark
- Thermal solutions and platform cooling that are designed to less than thermal design guidance may experience thermal and performance issues.

**Note:** Intel® Turbo Boost Technology 2.0 availability may vary between the different SKUs.



### 5.1.2 Intel® Turbo Boost Technology 2.0 Power Monitoring

When operating in turbo mode, the processor monitors its own power and adjusts the processor and graphics frequencies to maintain the average power within limits over a thermally significant time period. The processor estimates the package power for all components on package. In the event that a workload causes the temperature to exceed program temperature limits, the processor will protect itself using the Adaptive Thermal Monitor.

### 5.1.3 Intel® Turbo Boost Technology 2.0 Power Control

Illustration of Intel® Turbo Boost Technology 2.0 power control is shown in the following sections and figures. Multiple controls operate simultaneously allowing customization for multiple system thermal and power limitations. These controls allow for turbo optimizations within system constraints and are accessible using MSR, MMIO, or PECI interfaces.

#### 5.1.3.1 Package Power Control

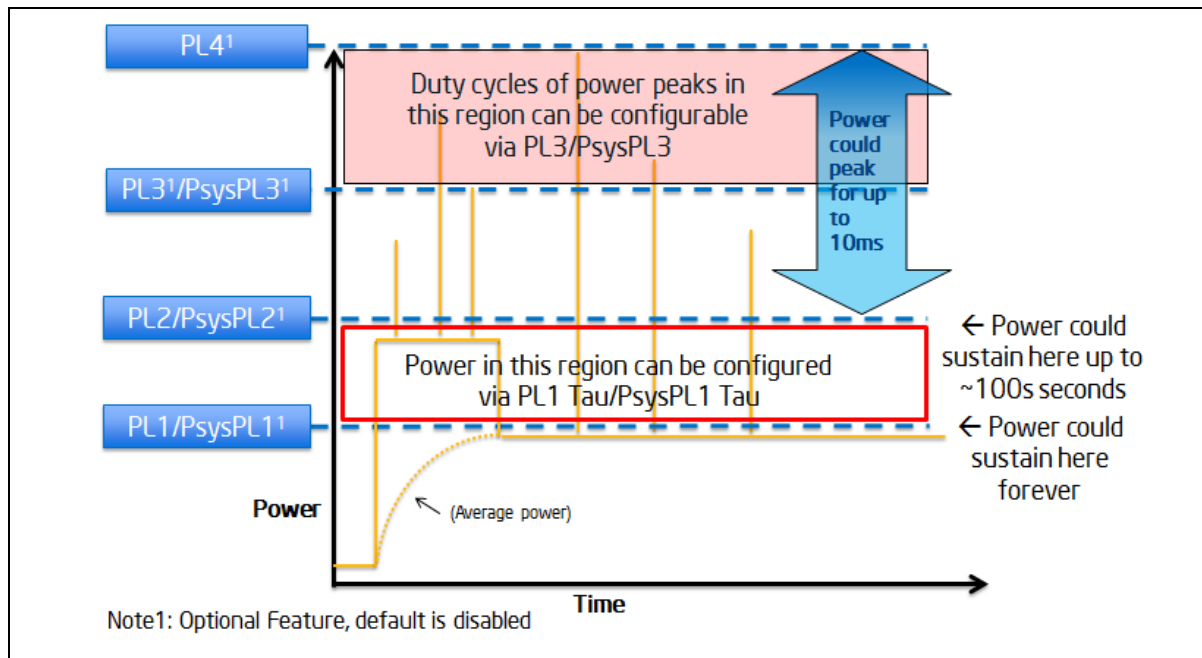
The package power control settings of PL1, PL2, PL3, PL4 and Tau allow the designer to configure Intel® Turbo Boost Technology 2.0 to match the platform power delivery and package thermal solution limitations.

- Power Limit 1 (PL1): A threshold for average power that will not exceed - recommend to set to equal TDP power. PL1 should not be set higher than thermal solution cooling limits.
- Power Limit 2 (PL2): A threshold that if exceeded, the PL2 rapid power limiting algorithms will attempt to limit the spike above PL2.
- Power Limit 3 (PL3): A threshold that if exceeded, the PL3 rapid power limiting algorithms will attempt to limit the duty cycle of spikes above PL3 by reactively limiting frequency. This is an optional setting.
- Power Limit 4 (PL4): A limit that will not be exceeded, the PL4 power limiting algorithms will preemptively limit frequency to prevent spikes above PL4.
- Turbo Time Parameter (Tau): An averaging constant used for PL1 exponential weighted moving average (EWMA) power calculation.

**Note:** Implementation of Intel® Turbo Boost Technology 2.0 only requires configuring PL1, PL1 Tau and PL2.

**Note:** PL3 and PL4 are disabled by default.

Figure 5-1. Package Power Control



### 5.1.3.2 Platform Power Control

The processor introduces Psys (Platform Power) to enhance processor power management. The Psys signal needs to be sourced from a compatible charger circuit and routed to the IMVP8 (voltage regulator). This signal will provide the total thermally relevant platform power consumption (processor and rest of platform) using SVID to the processor.

When the Psys signal is properly implemented, the system designer can utilize the package power control settings of PsysPL1/Tau, PsysPL2 and PsysPL3 for additional manageability to match the platform power delivery and platform thermal solution limitations for Intel<sup>®</sup> Turbo Boost Technology 2.0. The operation of the PsysPL1/tau, PsysPL2 and PsysPL3 is analogous to the processor power limits described in Section 5.1.3.1.

- Platform Power Limit 1 (PsysPL1): A threshold for average platform power that will not be exceeded - recommend to set to equal platform thermal capability.
- Platform Power Limit 2 (PsysPL2): A threshold that if exceeded, the PsysPL2 rapid power limiting algorithms will attempt to limit the spikes above PsysPL2.
- Platform Power Limit 3 (PsysPL3): A threshold that if exceeded, the PsysPL3 rapid power limiting algorithms will attempt to limit the duty cycle of spikes above PsysPL3 by reactively limiting frequency.
- PsysPL1 Tau: An averaging constant used for PsysPL1 exponential weighted moving average (EWMA) power calculation.
- The Psys signal and associated power limits/Tau are optional for the system designer and disabled by default.
- The Psys data will not include power consumption for charging.





### 5.1.3.3 Turbo Time Parameter (Tau)

Turbo Time Parameter (Tau) is a mathematical parameter (units of seconds) that controls the Intel® Turbo Boost Technology 2.0 algorithm. During a maximum power turbo event, the processor could sustain PL2 for a duration longer than the Turbo Time Parameter. If the power value and/or Turbo Time Parameter is changed during runtime, it may take some time based on the new Turbo Time Parameter level for the algorithm to settle at the new control limits. The time varies depending on the magnitude of the change, power limits and other factors. There is an individual Turbo Time Parameter associated with Package Power Control and Platform Power Control.

### 5.1.4 Configurable TDP (cTDP) and Low-Power Mode

Configurable TDP (cTDP) and Low-Power Mode (LPM) form a design option where the processor's behavior and package TDP are dynamically adjusted to a desired system performance and power envelope. Configurable TDP and Low-Power Mode technologies offer opportunities to differentiate system design while running active workloads on select processor SKUs through scalability, configuration and adaptability. The scenarios or methods by which each technology is used are customizable but typically involve changes to PL1 and associated frequencies for the scenario with a resultant change in performance depending on system's usage. Either technology can be triggered by (but are not limited to) changes in OS power policies or hardware events such as docking a system, flipping a switch or pressing a button. cTDP and LPM are designed to be configured dynamically and do not require an operating system reboot.

**Note:** Configurable TDP and Low-Power Mode technologies are not battery life improvement technologies.

#### 5.1.4.1 Configurable TDP

**Note:** Configurable TDP availability may vary between the different SKUs.

With cTDP, the processor is now capable of altering the maximum sustained power with an alternate processor IA core base frequency. Configurable TDP allows operation in situations where extra cooling is available or situations where a cooler and quieter mode of operation is desired. Configurable TDP can be enabled using Intel's DPTF driver or through HW/EC firmware. Enabling cTDP using the DPTF driver is recommended as Intel does not provide specific application or EC source code.

cTDP consists of three modes as shown in the following table.

**Table 5-1. Configurable TDP Modes**

| Mode     | Description   |
|----------|---|
| Base     | The average power dissipation and junction temperature operating condition limit, specified in <a href="#">Table 5-2</a> , and <a href="#">Table 5-3</a> for the SKU Segment and Configuration, for which the processor is validated during manufacturing when executing an associated Intel-specified high-complexity workload at the processor IA core frequency corresponding to the configuration and SKU.        |
| TDP-Up   | The SKU-specific processor IA core frequency where manufacturing confirms logical functionality within the set of operating condition limits specified for the SKU segment and Configurable TDP-Up configuration in <a href="#">Table 5-2</a> , and <a href="#">Table 5-3</a> . The Configurable TDP-Up Frequency and corresponding TDP is higher than the processor IA core Base Frequency and SKU Segment Base TDP. |
| TDP-Down | The processor IA core frequency where manufacturing confirms logical functionality within the set of operating condition limits specified for the SKU segment and Configurable TDP-Down configuration in <a href="#">Table 5-2</a> , and <a href="#">Table 5-3</a> . The Configurable TDP-Down Frequency and corresponding TDP is lower than the processor IA core Base Frequency and SKU Segment Base TDP.           |



In each mode, the Intel® Turbo Boost Technology 2.0 power limits are reprogrammed along with a new OS controlled frequency range. The DPTF driver assists in all these operations. The cTDP mode does not change the max per-processor IA core turbo frequency.

#### 5.1.4.2 Low-Power Mode

Low-Power Mode (LPM) can provide cooler and quieter system operation. By combining several active power limiting techniques, the processor can consume less power while running at equivalent low frequencies. Active power is defined as processor power consumed while a workload is running and does not refer to the power consumed during idle modes of operation. LPM is only available using the Intel DPTF driver.

Through the DPTF driver, LPM can be configured to use each of the following methods to reduce active power:

- Restricting package power control limits and Intel® Turbo Boost Technology availability
- Off-Lining processor IA core activity (Move processor traffic to a subset of cores)
- Placing a processor IA Core at LFM or LSF (Lowest Supported Frequency)
- Utilizing IA clock modulation
- Reducing number of active EUs to GT2 equivalent (applicable for GT3 SKUs Only)
- LPM power as listed in the *TDP Specifications* table is defined at point which processor IA core working at LSF, GT = R<sub>Pn</sub> and 1 IA core active

Off-lining processor IA core activity is the ability to dynamically scale a workload to a limited subset of cores in conjunction with a lower turbo power limit. It is one of the main vectors available to reduce active power. However, not all processor activity is ensured to be able to shift to a subset of cores. Shifting a workload to a limited subset of cores allows other processor IA cores to remain idle and save power. Therefore, when LPM is enabled, less power is consumed at equivalent frequencies.

Minimum Frequency Mode MFM of operation, which is the lowest supported frequency (LSF) at the LFM voltage, has been made available for use under LPM for further reduction in active power beyond LFM capability to enable cooler and quieter modes of operation.

### 5.1.5 Thermal Management Features

Occasionally the processor may operate in conditions that are near to its maximum operating temperature. This can be due to internal overheating or overheating within the platform. In order to protect the processor and the platform from thermal failure, several thermal management features exist to reduce package power consumption and thereby temperature in order to remain within normal operating limits. Furthermore, the processor supports several methods to reduce memory power.

#### 5.1.5.1 Adaptive Thermal Monitor

The purpose of the Adaptive Thermal Monitor is to reduce processor IA core power consumption and temperature until it operates below its maximum operating temperature. Processor IA core power reduction is achieved by:

- Adjusting the operating frequency (using the processor IA core ratio multiplier) and voltage.
- Modulating (starting and stopping) the internal processor IA core clocks (duty cycle).



The Adaptive Thermal Monitor can be activated when the package temperature, monitored by any digital thermal sensor (DTS), meets its maximum operating temperature. The maximum operating temperature implies maximum junction temperature  $T_{jMAX}$ .

Reaching the maximum operating temperature activates the Thermal Control Circuit (TCC). When activated the TCC causes both the processor IA core and graphics core to reduce frequency and voltage adaptively. The Adaptive Thermal Monitor will remain active as long as the package temperature remains at its specified limit. Therefore, the Adaptive Thermal Monitor will continue to reduce the package frequency and voltage until the TCC is de-activated.

$T_{jMAX}$  is factory calibrated and is not user configurable. The default value is software visible in the TEMPERATURE\_TARGET (0x1A2) MSR, bits [23:16].

The Adaptive Thermal Monitor does not require any additional hardware, software drivers, or interrupt handling routines. It is not intended as a mechanism to maintain processor thermal control to  $PL1 = TDP$ . The system design should provide a thermal solution that can maintain normal operation when  $PL1 = TDP$  within the intended usage range.

Adaptive Thermal Monitor protection is always enabled.

#### 5.1.5.1.1 TCC Activation Offset

TCC Activation Offset can be set as an offset from  $T_{j\_max}$  to lower the onset of TCC and Adaptive Thermal Monitor. In addition, the processor has added an optional time window ( $\tau$ ) to manage processor performance at the TCC Activation offset value using an EWMA (Exponential Weighted Moving Average) of temperature.

##### TCC Activation Offset with $\tau=0$

An offset (degrees Celsius) can be written to the TEMPERATURE\_TARGET (0x1A2) MSR, bits [29:24], the offset value will be subtracted from the value found in bits [23:16]. When the time window ( $\tau$ ) is set to zero, there will be no averaging, the offset, will be subtracted from the  $T_{jmax}$  value and used as a new max temperature set point for Adaptive Thermal Monitoring. This will have the same behavior as in prior products to have TCC activation and Adaptive Thermal Monitor to occur at this lower target silicon temperature.

If enabled, the offset should be set lower than any other passive protection such as ACPI\_PSV trip points

##### TCC Activation Offset with $\tau$

To manage the processor with the EWMA (Exponential Weighted Moving Average) of temperature, an offset (degrees Celsius) is written to the TEMPERATURE\_TARGET (0x1A2) MSR, bits [29:24], and the time window ( $\tau$ ) is written to the TEMPERATURE\_TARGET (0x1A2) MSR [6:0]. The Offset value will be subtracted from the value found in bits [23:16] and be the temperature.

The processor will manage to this average temperature by adjusting the frequency of the various domains. The instantaneous  $T_j$  can briefly exceed the average temperature. The magnitude and duration of the overshoot is managed by the time window value ( $\tau$ ).



This averaged temperature thermal management mechanism is in addition, and not instead of  $T_{jmax}$  thermal management. That is, whether the TCC activation offset is 0 or not, TCC Activation will occur at  $T_{jMAX}$ .

#### 5.1.5.1.2 Frequency/Voltage Control

Upon Adaptive Thermal Monitor activation, the processor attempts to dynamically reduce processor temperature by lowering the frequency and voltage operating point. The operating points are automatically calculated by the processor IA core itself and do not require the BIOS to program them as with previous generations of Intel processors. The processor IA core will scale the operating points such that:

- The voltage will be optimized according to the temperature, the processor IA core bus ratio and number of processor IA cores in deep C-states.
- The processor IA core power and temperature are reduced while minimizing performance degradation.

Once the temperature has dropped below the trigger temperature, the operating frequency and voltage will transition back to the normal system operating point.

Once a target frequency/bus ratio is resolved, the processor IA core will transition to the new target automatically.

- On an upward operating point transition the voltage transition precedes the frequency transition.
- On a downward transition the frequency transition precedes the voltage transition.
- The processor continues to execute instructions. However, the processor will halt instruction execution for frequency transitions.

If a processor load-based Enhanced Intel SpeedStep\* Technology/P-state transition (through MSR write) is initiated while the Adaptive Thermal Monitor is active, there are two possible outcomes:

- If the P-state target frequency is higher than the processor IA core optimized target frequency, the P-state transition will be deferred until the thermal event has been completed.
- If the P-state target frequency is lower than the processor IA core optimized target frequency, the processor will transition to the P-state operating point.

#### 5.1.5.1.3 Clock Modulation

If the frequency/voltage changes are unable to end an Adaptive Thermal Monitor event, the Adaptive Thermal Monitor will utilize clock modulation. Clock modulation is done by alternately turning the clocks off and on at a duty cycle (ratio between clock "on" time and total time) specific to the processor. The duty cycle is factory configured to 25% on and 75% off and cannot be modified. The period of the duty cycle is configured to 32 microseconds when the Adaptive Thermal Monitor is active. Cycle times are independent of processor frequency. A small amount of hysteresis has been included to prevent excessive clock modulation when the processor temperature is near its maximum operating temperature. Once the temperature has dropped below the maximum operating temperature, and the hysteresis timer has expired, the Adaptive Thermal Monitor goes inactive and clock modulation ceases. Clock modulation is automatically engaged as part of the Adaptive Thermal Monitor activation when the frequency/voltage targets are at their minimum settings. Processor performance will be decreased when clock modulation is active. Snooping and interrupt processing are performed in the normal manner while the Adaptive Thermal Monitor is active.



Clock modulation will not be activated by the Package average temperature control mechanism.

### 5.1.5.2 Digital Thermal Sensor

Each processor has multiple on-die Digital Thermal Sensor (DTS) that detects the processor IA, GT and other areas of interest instantaneous temperature.

Temperature values from the DTS can be retrieved through:

- A software interface using processor Model Specific Register (MSR).
- A processor hardware interface as described in Platform Environmental Control Interface (PECI).

When temperature is retrieved by the processor MSR, it is the instantaneous temperature of the given DTS. When temperature is retrieved using PECI, it is the average of the highest DTS temperature in the package over a 256 ms time window. Intel recommends using the PECI reported temperature for platform thermal control that benefits from averaging, such as fan speed control. The average DTS temperature may not be a good indicator of package Adaptive Thermal Monitor activation or rapid increases in temperature that triggers the Out of Specification status bit within the PACKAGE\_THERM\_STATUS MSR 1B1h and IA32\_THERM\_STATUS MSR 19Ch.

Code execution is halted in C1 or deeper C-states. Package temperature can still be monitored through PECI in lower C-states.

Unlike traditional thermal devices, the DTS outputs a temperature relative to the maximum supported operating temperature of the processor ( $T_{jMAX}$ ), regardless of TCC activation offset. It is the responsibility of software to convert the relative temperature to an absolute temperature. The absolute reference temperature is readable in the TEMPERATURE\_TARGET MSR 1A2h. The temperature returned by the DTS is an implied negative integer indicating the relative offset from  $T_{jMAX}$ . The DTS does not report temperatures greater than  $T_{jMAX}$ . The DTS-relative temperature readout directly impacts the Adaptive Thermal Monitor trigger point. When a package DTS indicates that it has reached the TCC activation (a reading of 0x0, except when the TCC activation offset is changed), the TCC will activate and indicate an Adaptive Thermal Monitor event. A TCC activation will lower both processor IA core and graphics core frequency, voltage, or both. Changes to the temperature can be detected using two programmable thresholds located in the processor thermal MSRs. These thresholds have the capability of generating interrupts using the processor IA core's local APIC. Refer to the *Intel 64 and IA-32 Architectures Software Developer's Manual* for specific register and programming details.

#### 5.1.5.2.1 Digital Thermal Sensor Accuracy (Taccuracy)

The error associated with DTS measurements will not exceed  $\pm 5$  °C within the entire operating range.

#### 5.1.5.2.2 Fan Speed Control with Digital Thermal Sensor

Digital Thermal Sensor based fan speed control ( $T_{FAN}$ ) is a recommended feature to achieve optimal thermal performance. At the  $T_{FAN}$  temperature, Intel recommends full cooling capability before the DTS reading reaches  $T_{jMAX}$ .

### 5.1.5.3 PROCHOT# Signal

PROCHOT# (processor hot) is asserted by the processor when the TCC is active. Only a single PROCHOT# pin exists at a package level. When any DTS temperature reaches the TCC activation temperature, the PROCHOT# signal will be asserted. PROCHOT# assertion policies are independent of Adaptive Thermal Monitor enabling.

### 5.1.5.4 Bi-Directional PROCHOT#

By default, the PROCHOT# signal is set to input only. When configured as an input or bi-directional signal, PROCHOT# can be used for thermally protecting other platform components should they overheat as well. When PROCHOT# is driven by an external device:

- The package will immediately transition to the lowest P-state (P<sub>n</sub>) supported by the processor IA cores and graphics cores. This is contrary to the internally-generated Adaptive Thermal Monitor response.
- Clock modulation is not activated.

The processor package will remain at the lowest supported P-state until the system de-asserts PROCHOT#. The processor can be configured to generate an interrupt upon assertion and de-assertion of the PROCHOT# signal.

When PROCHOT# is configured as a bi-directional signal and PROCHOT# is asserted by the processor, it is impossible for the processor to detect a system assertion of PROCHOT#. The system assertion will have to wait until the processor de-asserts PROCHOT# before PROCHOT# action can occur due to the system assertion. While the processor is hot and asserting PROCHOT#, the power is reduced but the reduction rate is slower than the system PROCHOT# response of < 100 μs. The processor thermal control is staged in smaller increments over many milliseconds. This may cause several milliseconds of delay to a system assertion of PROCHOT# while the output function is asserted.

### 5.1.5.5 Voltage Regulator Protection using PROCHOT#

PROCHOT# may be used for thermal protection of voltage regulators (VR). System designers can create a circuit to monitor the VR temperature and assert PROCHOT# and, if enabled, activate the TCC when the temperature limit of the VR is reached. When PROCHOT# is configured as a bi-directional or input only signal, if the system assertion of PROCHOT# is recognized by the processor, it will result in an immediate transition to the lowest P-State (P<sub>n</sub>) supported by the processor IA cores and graphics cores. Systems should still provide proper cooling for the VR and rely on bi-directional PROCHOT# only as a backup in case of system cooling failure. Overall, the system thermal design should allow the power delivery circuitry to operate within its temperature specification even while the processor is operating at its TDP.

### 5.1.5.6 Thermal Solution Design and PROCHOT# Behavior

With a properly designed and characterized thermal solution, it is anticipated that PROCHOT# will only be asserted for very short periods of time when running the most power intensive applications. The processor performance impact due to these brief periods of TCC activation is expected to be so minor that it would be immeasurable. However, an under-designed thermal solution that is not able to prevent excessive assertion of PROCHOT# in the anticipated ambient environment may:

- Cause a noticeable performance loss.



- Result in prolonged operation at or above the specified maximum junction temperature and affect the long-term reliability of the processor.
- May be incapable of cooling the processor even when the TCC is active continuously (in extreme situations).

#### 5.1.5.7 Low-Power States and PROCHOT# Behavior

Depending on package power levels during package C-states, outbound PROCHOT# may de-assert while the processor is idle as power is removed from the signal. Upon wake up, if the processor is still hot, the PROCHOT# will re-assert, although typically package idle state residency should resolve any thermal issues. The PECCI interface is fully operational during all C-states and it is expected that the platform continues to manage processor IA core and package thermals even during idle states by regularly polling for thermal data over PECCI.

#### 5.1.5.8 THERMTRIP# Signal

Regardless of enabling the automatic or on-demand modes, in the event of a catastrophic cooling failure, the package will automatically shut down when the silicon has reached an elevated temperature that risks physical damage to the product. At this point the THERMTRIP# signal will go active.

#### 5.1.5.9 Critical Temperature Detection

Critical Temperature detection is performed by monitoring the package temperature. This feature is intended for graceful shutdown before the THERMTRIP# is activated. However, the processor execution is not guaranteed between critical temperature and THERMTRIP#. If the Adaptive Thermal Monitor is triggered and the temperature remains high, a critical temperature status and sticky bit are latched in the PACKAGE\_THERM\_STATUS MSR 1B1h and the condition also generates a thermal interrupt, if enabled. For more details on the interrupt mechanism, refer to the *Intel® 64 and IA-32 Architectures Software Developer's Manual*.

#### 5.1.5.10 On-Demand Mode

The processor provides an auxiliary mechanism that allows system software to force the processor to reduce its power consumption using clock modulation. This mechanism is referred to as "On-Demand" mode and is distinct from Adaptive Thermal Monitor and bi-directional PROCHOT#. The processor platforms must not rely on software usage of this mechanism to limit the processor temperature. On-Demand Mode can be accomplished using processor MSR or chipset I/O emulation. On-Demand Mode may be used in conjunction with the Adaptive Thermal Monitor. However, if the system software tries to enable On-Demand mode at the same time the TCC is engaged, the factory configured duty cycle of the TCC will override the duty cycle selected by the On-Demand mode. If the I/O based and MSR-based On-Demand modes are in conflict, the duty cycle selected by the I/O emulation-based On-Demand mode will take precedence over the MSR-based On-Demand Mode.

#### 5.1.5.11 MSR Based On-Demand Mode

If Bit 4 of the IA32\_CLOCK\_MODULATION MSR is set to 1, the processor will immediately reduce its power consumption using modulation of the internal processor IA core clock, independent of the processor temperature. The duty cycle of the clock modulation is programmable using bits [3:1] of the same IA32\_CLOCK\_MODULATION





MSR. In this mode, the duty cycle can be programmed in either 12.5% or 6.25% increments (discoverable using CPUID). Thermal throttling using this method will modulate each processor IA core's clock independently.

#### 5.1.5.12 I/O Emulation-Based On-Demand Mode

I/O emulation-based clock modulation provides legacy support for operating system software that initiates clock modulation through I/O writes to ACPI defined processor clock control registers on the chipset (PROC\_CNT). Thermal throttling using this method will modulate all processor IA cores simultaneously.

### 5.1.6 Intel® Memory Thermal Management

The processor provides thermal protection for system memory by throttling memory traffic when using either DIMM modules or a memory down implementation. Two levels of throttling are supported by the processor, either a warm threshold or hot threshold that is customizable through memory mapped I/O registers. Throttling based on the warm threshold should be an intermediate level of throttling. Throttling based on the hot threshold should be the most severe. The amount of throttling is dynamically controlled by the processor.

Memory temperature can be acquired through an on-board thermal sensor (TS-on-Board), retrieved by an embedded controller and reports to the processor through the PECI 3.1 interface. This methodology is known as PECI injected temperatures, this is a method of Closed Loop Thermal Management (CLTM). CLTM requires the use of a physical thermal sensor. EXTTS# is another method of CLTM but it is only capable of reporting memory thermal status to the processor. EXTTS# consists of two GPIO pins on the PCH, where the state of the pins is communicated internally to the processor.

When a physical thermal sensor is not available to report temperature, the processor supports Open Loop Thermal Management (OLTM) that estimates the power consumed per rank of the memory using the processor's DRAM power meter. A per rank power is associated with the warm and hot thresholds that, when exceeded, may trigger memory thermal throttling.

### 5.1.7 Scenario Design Power (SDP)

Scenario Design Power (SDP) is a usage-based design specification, and provides additional guidance for an average power dissipation and junction temperature operating condition limit.

SDP requires that the POWER\_LIMIT\_1 (PL1) to be set to the cooling level capability (SDP level, or higher). While the SDP specification is characterized at  $T_j$  of 80 °C, the functional limit for the product remains at  $T_{jMAX}$ . Customers may choose to program the TCC Offset to have TCC Activation at 80 °C, but it is not required.

The processors that have SDP specified can still exceed SDP under certain workloads such as TDP workloads. TDP power dissipation is still possible with the intended usage models, and protection mechanisms to handle levels beyond cooling capabilities are recommended. Intel recommends using such thermal control mechanisms to manage situations where power may exceed the thermal design capability.

**Note:** cTDP-Down mode is required for Intel Core products in order to achieve SDP.

**Note:** Although SDP is defined at 80 °C the TCC activation temperature is  $T_{jMAX}$ .





## 5.2 U/Y-Processor Line Thermal and Power Specifications

The following notes apply to [Table 5-2](#) and [Table 5-3](#).

| Note | Definition   |
|------|--|
| 1    | The TDP and Configurable TDP values are the average power dissipation in junction temperature operating condition limit, for the SKU Segment and Configuration, for which the processor is validated during manufacturing when executing an associated Intel-specified high-complexity workload at the processor IA core frequency corresponding to the configuration and SKU. |
| 2    | TDP workload may consist of a combination of processor IA core intensive and graphics core intensive applications.   |
| 3    | Can be modified at runtime by MSR writes, with MMIO and with PECI commands.  |
| 4    | 'Turbo Time Parameter' is a mathematical parameter (units of seconds) that controls the processor turbo algorithm using a moving average of energy usage. Do not set the Turbo Time Parameter to a value less than 0.1 seconds. refer to <a href="#">Section 5.1.3.2</a> for further information.  |
| 5    | Shown limit is a time averaged power, based upon the Turbo Time Parameter. Absolute product power may exceed the set limits for short durations or under virus or uncharacterized workloads.   |
| 6    | Processor will be controlled to specified power limit as described in <a href="#">Section 5.1.2</a> . If the power value and/or 'Turbo Time Parameter' is changed during runtime, it may take a short period of time (approximately 3 to 5 times the 'Turbo Time Parameter') for the algorithm to settle at the new control limits.  |
| 7    | This is a hardware default setting and not a behavioral characteristic of the part.  |
| 8    | For controllable turbo workloads, the PL2 limit may be exceeded for up to 10 ms.   |
| 9    | Refer to <a href="#">Table 5-1</a> for the definitions of 'base', 'TDP-Up' and 'TDP-Down'.   |
| 10   | LPM power level is an opportunistic power and is not a guaranteed value as usages and implementations may vary.  |
| 11   | Power limits may vary depending on if the product supports the 'TDP-up' and/or 'TDP-down' modes. Default power limits can be found in the PKG_PWR_SKU MSR (614h).  |
| 12   | The processor die and OPCM die do not reach maximum sustained power simultaneously since the sum of the 2 die's estimated power budget is controlled to be equal to or less than the package TDP (PL1) limit. For additional information, refer to the appropriate Mobile TMDG for more information (see Related Documents).   |
| 13   | cTDP down power is based on GT2 equivalent graphics configuration. cTDP down does not decrease the number of active Processor Graphics EUs, but relies on Power Budget Management (PL1) to achieve the specified power level.  |
| 14   | May vary based on SKU.   |
| 15   | cTDP Down = 3.5W for M5/M7 products, cTDP Down = 3.8W for M3 product.  |
| 16   | Sustained residencies at high voltages and temperatures may temporarily limit turbo frequency.   |



**Table 5-2. TDP Specifications (U/Y-Processor Line)**

| Segment and Package  | Processor IA Cores, Graphics Configuration and TDP | Configuration             | Processor IA Core Frequency | Graphics core Frequency | Thermal Design Power (TDP) [w] | Scenario Design Power (SDP) [w] | Notes           |
|----------------------|--|---------------------------|-----------------------------|-------------------------|--------------------------------|---------------------------------|-----------------|
| U-Processor Line BGA | Dual Core GT3 28W with OPC                         | Base                      | 2.7 GHz to 3.3 GHz          | 300 MHz to 1.1 GHz      | 28                             | N/A                             | 1,9,10,11,12,16 |
|                      |  | Configurable TDP-Down/LFM | 600 MHz                     |                         | 23                             |                                 |                 |
|                      |  | LPM                       | 400 MHz                     | 100 MHz                 | 22.5                           |                                 |                 |
|                      | Dual Core GT3 15W with OPC                         | Base                      | 1.8 GHz to 2.4 GHz          | 300 MHz to 1.05 GHz     | 15                             | N/A                             | 1,9,10,11,12,16 |
|                      |  | Configurable TDP-Up       | 500 MHz                     |                         | 9.5                            |                                 |                 |
|                      |  | LPM                       | 400 MHz                     | 100 MHz                 | 9                              |                                 |                 |
|                      | Dual Core GT2 15W                                  | Configurable TDP-Down/LFM | 2.4 GHz to 2.8 GHz          | 300 MHz to 1.05 GHz     | 25                             | N/A                             | 1,9,10,11,16    |
|                      |  | Base                      | 2.3 GHz to 2.6 GHz          |                         | 15                             | N/A                             |                 |
|                      |  | Configurable TDP-Down/LFM | 800 MHz                     |                         | 7.5                            |                                 |                 |
|                      |  | LPM                       | 400 MHz                     |                         | 100 MHz                        |                                 |                 |
|                      | Dual Core GT1 15W                                  | Base                      | 1.6 GHz to 2.1 GHz          | 300 MHz to 0.95 GHz     | 15                             | N/A                             | 1,9,10,11,16    |
|                      |  | Configurable TDP-Down/LFM | 800 MHz                     |                         | 10                             |                                 |                 |
| LPM                  |  | 400 MHz                   | 100 MHz                     | 9.5                     |                                |                                 |                 |
| Y-Processor Line BGA | Dual Core GT2 4.5W                                 | Configurable TDP-Up       | 1.5 GHz                     | 300 MHz to 1.0 GHz      | 7                              | 3.0                             | 1,9,10,11,15    |
|                      |  | Base                      | 900 MHz to 1.2 GHz          |                         | 4.5                            |                                 |                 |
|                      |  | Configurable TDP-Down/LFM | 600 MHz                     |                         | 3.5/3.8 <sup>15</sup>          |                                 |                 |
|                      |  | LPM                       | 400 MHz                     |                         | 100 MHz                        |                                 |                 |
|                      | Dual Core GT2 6W                                   | Base                      | 1.5 GHz                     | 300 MHz to 0.8 GHz      | 6.0                            | N/A                             | 1,9,10,11       |
|                      |  | Configurable TDP-Down/LFM | 600 MHz                     |                         | 4.5                            |                                 |                 |
|                      |  | LPM                       | 400 MHz                     | 100 MHz                 | 3.5                            |                                 |                 |

**Table 5-3. Package Turbo Specifications (U/Y-Processor Line)**

| Segment and Package  | Processor IA Cores, Graphics Configuration and TDP | Parameter  | Min.               | Hardware Default     | Max.              | Units       | Notes          |
|----------------------|--|--|--------------------|----------------------|-------------------|-------------|----------------|
| U-Processor Line BGA | Dual Core GT3 28W with OPC                         | Power Limit 1 Time (PL1 Tau)<br>Power Limit 1 (PL1)<br>Power Limit 2 (PL2) | 0.01<br>N/A<br>N/A | 1<br>28<br>1.25*28   | 448<br>N/A<br>N/A | s<br>W<br>W | 3,4,5,6,7,8,14 |
|                      | Dual Core GT3 15W with OPC                         | Power Limit 1 Time (PL1 Tau)<br>Power Limit 1 (PL1)<br>Power Limit 2 (PL2) | 0.01<br>N/A<br>N/A | 1<br>15<br>1.25*15   | 448<br>N/A<br>N/A | s<br>W<br>W | 3,4,5,6,7,8,14 |
|                      | Dual Core GT2 15W                                  | Power Limit 1 Time (PL1 Tau)<br>Power Limit 1 (PL1)<br>Power Limit 2 (PL2) | 0.01<br>N/A<br>N/A | 1<br>15<br>1.25*15   | 448<br>N/A<br>N/A | s<br>W<br>W | 3,4,5,6,7,8,14 |
| Y-Processor Line BGA | Dual Core GT2 4.5W                                 | Power Limit 1 Time (PL1 Tau)<br>Power Limit 1 (PL1)<br>Power Limit 2 (PL2) | 0.01<br>N/A<br>N/A | 1<br>4.5<br>1.25*4.5 | 448<br>N/A<br>N/A | s<br>W<br>W | 3,4,5,6,7,8,14 |

**Table 5-4. Junction Temperature Specifications (U/Y-Processor Line)**

| Segment                    | Symbol         | Package Turbo Parameter    | Temperature Range |      | TDP Spec. Temperature Range |      | Units | Notes   |
|----------------------------|----------------|----------------------------|-------------------|------|-----------------------------|------|-------|---------|
|                            |                |                            | Min.              | Max. | Min.                        | Max. |       |         |
| U-Processor line BGA       | T <sub>j</sub> | Junction temperature limit | 0                 | 100  | 35                          | 100  | °C    | 1, 2    |
| U-Processor line + OPC BGA | T <sub>j</sub> | Junction temperature limit | 0                 | 100  | 35                          | 100  | °C    | 1, 2    |
| Y-Processor line BGA       | T <sub>j</sub> | Junction temperature limit | 0                 | 100  | N/A                         | 90   | °C    | 1, 2, 3 |

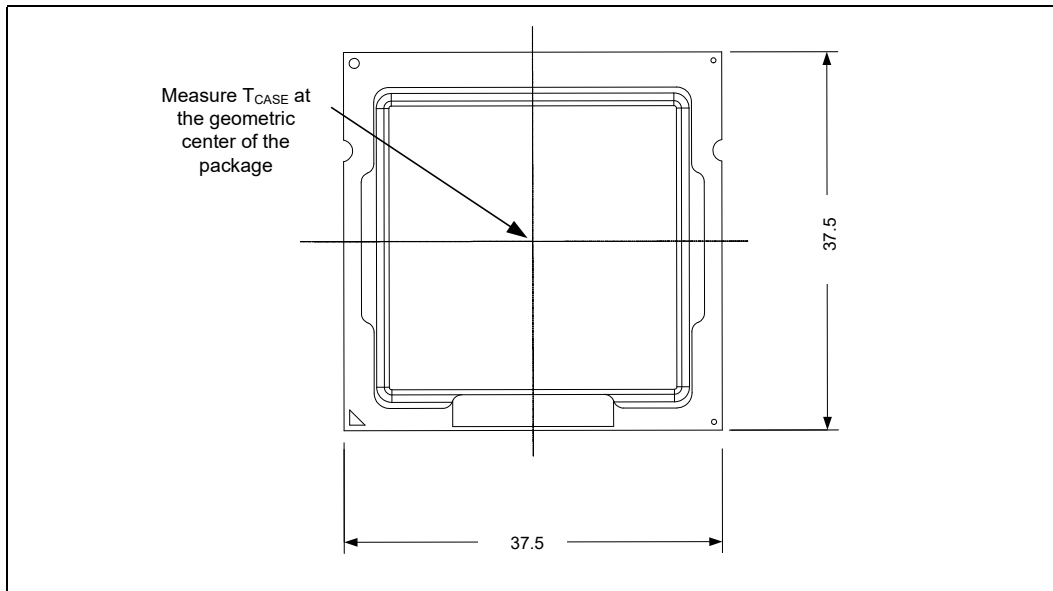
**Notes:**

- The thermal solution needs to ensure that the processor temperature does not exceed the TDP Specification Temperature.
- The processor junction temperature is monitored by Digital Temperature Sensors (DTS). For DTS accuracy, refer to [Section 5.1.5.2.1](#).
- For this SKU to be specification compliance to the 90°C TDP specification temperature, a TCC Offset = 10 and a Tau value must be programmed into MSR 1A2h. The recommended TCC\_Offset averaging Tau value is 5s.

## 5.3 Thermal Metrology

The maximum TTV case temperatures (T<sub>CASE-MAX</sub>) can be derived from the data in the appropriate TTV thermal profile earlier in this chapter. The TTV T<sub>CASE</sub> is measured at the geometric top center of the TTV integrated heat spreader (IHS). [Figure 5-2](#) illustrates the location where T<sub>CASE</sub> temperature measurements should be made.

Figure 5-2. Thermal Test Vehicle (TTV) Case Temperature ( $T_{CASE}$ ) Measurement Location



The following supplier can machine the groove and attach a thermocouple to the IHS. The following supplier is listed as a convenience to Intel's general customers and may be subject to change without notice. THERM-X OF CALIFORNIA, 3200 Investment Blvd, Hayward, Ca 94544. George Landis +1-510-441-7566 Ext. 368 george@therm-x.com. The vendor part number is XTMS1565.

§ §



## 6 Signal Description

This chapter describes the processor signals. They are arranged in functional groups according to their associated interface or category. The notations in the following table are used to describe the signal type.

The signal description also includes the type of buffer used for the particular signal (see the following table).

**Table 6-1. Signal Tables Terminology**

| Notation                        | Signal Type   |
|---------------------------------|---|
| I                               | Input pin   |
| O                               | Output pin  |
| I/O                             | Bi-directional Input/Output pin   |
| SE                              | Single Ended Link   |
| Diff                            | Differential Link   |
| CMOS                            | CMOS buffers. 1.05V- tolerant   |
| OD                              | Open Drain buffer   |
| DDR3L/-RS                       | DDR3L/DDR3L-RS buffers: 1.35V-tolerant  |
| LPDDR3                          | LPDDR3 buffers: 1.2V- tolerant  |
| DDR4/-RS                        | DDR4 buffers: 1.2V-tolerant   |
| A                               | Analog reference or output. May be used as a threshold voltage or for buffer compensation |
| GTL                             | Gunning Transceiver Logic signaling technology  |
| Ref                             | Voltage reference signal  |
| Availability                    | Signal Availability condition - based on segment, SKU, platform type or any other factor  |
| Asynchronous <sup>1</sup>       | Signal has no timing relationship with any reference clock.                               |
| <b>Note:</b>                    |   |
| 1. Qualifier for a buffer type. |   |



## 6.1 System Memory Interface

Table 6-2. DDR3L/-RS Memory Interface (Sheet 1 of 2)

| Signal Name  | Description   | Dir. | Buffer Type | Link Type | Availability  |
|--|---|------|-------------|-----------|---|
| DDR0_DQ[63:0]<br>DDR1_DQ[63:0]                                   | <b>Data Buses:</b> Data signals interface to the SDRAM data buses.  | I/O  | DDR3L       | SE        | All processor lines   |
| DDR0_CKN[3:0]<br>DDR0_CKP[3:0]<br>DDR1_CKN[3:0]<br>DDR1_CKP[3:0] | <b>SDRAM Differential Clock:</b> Differential clocks signal pairs, pair per rank. The crossing of the positive edge of DDR0_CKP/DDR1_CKP and the negative edge of their complement DDR0_CKN/DDR1_CKN are used to sample the command and control signals on the SDRAM.   | O    | DDR3L       | Diff      | [1:0] applicable for all processor lines.                                   |
| DDR0_CKE[3:0]<br>DDR1_CKE[3:0]                                   | <b>Clock Enable:</b> (1 per rank). These signals are used to: <ul style="list-style-type: none"> <li>Initialize the SDRAMs during power-up.</li> <li>Power-down SDRAM ranks.</li> <li>Place all SDRAM ranks into and out of self-refresh during STR (Suspend to RAM).</li> </ul>  | O    | DDR3L       | SE        | [1:0] applicable for all processor lines.                                   |
| DDR0_CS#[3:0]<br>DDR1_CS#[3:0]                                   | <b>Chip Select:</b> (1 per rank). These signals are used to select particular SDRAM components during the active state. There is one Chip Select for each SDRAM rank.   | O    | DDR3L       | SE        | [1:0] applicable for all processor lines.                                   |
| DDR0_ODT[3:0]<br>DDR1_ODT[3:0]                                   | <b>On Die Termination:</b> (1 per rank). Active SDRAM Termination Control.  | O    | DDR3L       | SE        | [0] applicable for all processor lines.<br>[1] applicable for U-processors. |
| DDR0_MA[15:0]<br>DDR1_MA[15:0]                                   | <b>Memory Address:</b> These signals are used to provide the multiplexed row and column address to the SDRAM. <ul style="list-style-type: none"> <li>A10 is sampled during Read/Write commands to determine whether Autoprecharge should be performed to the accessed bank after the Read/Write operation.<br/>HIGH: Autoprecharge;<br/>LOW: no Autoprecharge.</li> <li>A10 is sampled during a Precharge command to determine whether the Precharge applies to one bank (A10 LOW) or all banks (A10 HIGH). If only one bank is to be precharged, the bank is selected by bank addresses.</li> <li>A12 is sampled during Read and Write commands to determine if burst chop (on-the-fly) will be performed.<br/>HIGH: no burst chop;<br/>LOW: burst chopped.</li> </ul> | O    | DDR3L       | SE        | All processor lines   |
| DDR0_BA[2:0]<br>DDR1_BA[2:0]                                     | <b>Bank Select:</b> These signals define which banks are selected within each SDRAM rank.   | O    | DDR3L       | SE        | All processor lines   |
| DDR0_CAS#<br>DDR1_CAS#   | <b>CAS Control Signal:</b> Column Address Select command signal   | O    | DDR3L       | SE        | All processor lines   |
| DDR0_RAS#<br>DDR1_RAS#   | <b>RAS Control Signal:</b> Row Address Select command signal  | O    | DDR3L       | SE        | All processor lines   |
| DDR0_WE#<br>DDR1_WE#   | <b>WE Control Signal:</b> Write Enable command signal   | O    | DDR3L       | SE        | All processor lines   |


**Table 6-2. DDR3L/-RS Memory Interface (Sheet 2 of 2)**

| Signal Name                  | Description   | Dir. | Buffer Type | Link Type | Availability        |
|------------------------------|---|------|-------------|-----------|---------------------|
| DDR0_VREF_DQ<br>DDR1_VREF_DQ | <b>Memory Reference Voltage for DQ:</b>   | O    | A           | SE        | All processor lines |
| DDR_VREF_CA                  | <b>Memory Reference Voltage for Command &amp; Address:</b>  | O    | A           | SE        | All processor lines |
| DDR_VTT_CNTL                 | <b>System Memory Power Gate Control:</b><br>When signal is high - platform memory VTT regulator is enable, output high.<br>When signal is low - Disables the platform memory VTT regulator in C8 and deeper and S3. | O    | DDR3L       | SE        | All processor lines |



**Table 6-3. LPDDR3 Memory Interface**

| Signal Name  | Description  | Dir. | Buffer Type | Link Type | Availability  |
|--|--|------|-------------|-----------|---|
| DDR0_DQ[63:0]<br>DDR1_DQ[63:0]                                       | <b>Data Buses:</b> Data signals interface to the SDRAM data buses.   | I/O  | LPDDR3      | SE        | All processor lines   |
| DDR0_DQSP[7:0]<br>DDR0_DQSN[7:0]<br>DDR1_DQSP[7:0]<br>DDR1_DQSN[7:0] | <b>Data Strobes:</b> Differential data strobe pairs. The data is captured at the crossing point of DQS during read and write transactions.   | I/O  | LPDDR3      | Diff      | All processor lines   |
| DDR0_CKN[1:0]<br>DDR0_CKP[1:0]<br>DDR1_CKN[1:0]<br>DDR1_CKP[1:0]     | <b>SDRAM Differential Clock:</b> Differential clocks signal pairs, pair per rank. The crossing of the positive edge of DDR0_CKP/DDR1_CKP and the negative edge of their complement DDR0_CKN /DDR1_CKN are used to sample the command and control signals on the SDRAM. | O    | LPDDR3      | Diff      | All processor lines   |
| DDR0_CKE[3:0]<br>DDR1_CKE[3:0]                                       | <b>Clock Enable:</b> (1 per rank) These signals are used to: <ul style="list-style-type: none"> <li>Initialize the SDRAMs during power-up.</li> <li>Power-down SDRAM ranks.</li> <li>Place all SDRAM ranks into and out of self-refresh during STR.</li> </ul>         | O    | LPDDR3      | SE        | All processor lines.  |
| DDR0_CS#[1:0]<br>DDR1_CS#[1:0]                                       | <b>Chip Select:</b> (1 per rank). These signals are used to select particular SDRAM components during the active state. There is one Chip Select for each SDRAM rank.  | O    | LPDDR3      | SE        | All processor lines   |
| DDR0_ODT[3:0]<br>DDR1_ODT[3:0]                                       | <b>On Die Termination:</b> Active Termination Control.   | O    | LPDDR3      | SE        | All processor lines<br>For U-processor line only DDR0_ODT[1:0] and DDR1_ODT[1:0] signals are in use.<br>For Y-processor line only DDR0_ODT[0] and DDR1_ODT[0] signals are in use. |
| DDR0_CAA[9:0]<br>DDR1_CAA[9:0]                                       | <b>Command Address:</b> These signals are used to provide the multiplexed command and address to the SDRAM.  | O    | LPDDR3      | SE        | All processor lines   |
| DDR0_CAB[9:0]<br>DDR1_CAB[9:0]                                       | <b>Command Address:</b> These signals are used to provide the multiplexed command and address to the SDRAM.  | O    | LPDDR3      | SE        | All processor lines   |
| DDR0_VREF_DQ<br>DDR1_VREF_DQ   | <b>Memory Reference Voltage for DQ:</b>  | O    | A           | SE        | All processor lines   |
| DDR_VREF_CA  | <b>Memory Reference Voltage for Command &amp; Address:</b>   | O    | A           | SE        | All processor lines   |
| DDR_VTT_CNTL   | <b>System Memory Power Gate Control:</b><br>When signal is high – platform memory VTT regulator is enable, output high.<br>When signal is low - Disables the platform memory VTT regulator in C8 and deeper and S3.  | O    | LPDDR3      | SE        | All processor lines   |





Table 6-4. DDR4/-RS Memory Interface (Sheet 1 of 2)

| Signal Name  | Description  | Dir. | Buffer Type | Link Type | Availability   |
|--|--|------|-------------|-----------|--|
| DDR0_DQ[63:0]<br>DDR1_DQ[63:0]                                   | <b>Data Buses:</b> Data signals interface to the SDRAM data buses.   | I/O  | DDR4/-RS    | SE        | All processor lines  |
| DDR0_CKN[3:0]<br>DDR0_CKP[3:0]<br>DDR1_CKN[3:0]<br>DDR1_CKP[3:0] | <b>SDRAM Differential Clock:</b> Differential clocks signal pairs, pair per rank. The crossing of the positive edge of DDR0_CKP/DDR1_CKP and the negative edge of their complement DDR0_CKN /DDR1_CKN are used to sample the command and control signals on the SDRAM.   | O    | DDR4/-RS    | Diff      | [1:0] applicable for All processor lines.  |
| DDR0_CKE[3:0]<br>DDR1_CKE[3:0]                                   | <b>Clock Enable:</b> (1 per rank). These signals are used to: <ul style="list-style-type: none"> <li>Initialize the SDRAMs during power-up.</li> <li>Power-down SDRAM ranks.</li> <li>Place all SDRAM ranks into and out of self-refresh during STR (Suspend to RAM).</li> </ul>   | O    | DDR4/-RS    | SE        | [1:0] applicable for All processor lines.  |
| DDR0_CS#[3:0]<br>DDR1_CS#[3:0]                                   | <b>Chip Select:</b> (1 per rank). These signals are used to select particular SDRAM components during the active state. There is one Chip Select for each SDRAM rank.  | O    | DDR4/-RS    | SE        | [1:0] applicable for All processor lines.  |
| DDR0_ODT[3:0]<br>DDR1_ODT[3:0]                                   | <b>On Die Termination:</b> (1 per rank). Active SDRAM Termination Control.   | O    | DDR4/-RS    | SE        | [0] applicable for All processor lines.<br>[1] applicable for U-processor line processors. |
| DDR0_MA[16:0]<br>DDR1_MA[16:0]                                   | <b>Address:</b> These signals are used to provide the multiplexed row and column address to the SDRAM. <ul style="list-style-type: none"> <li>A[16:14] use also as command signals, see ACT# signal description.</li> <li>A10 is sampled during Read/Write commands to determine whether Autoprecharge should be performed to the accessed bank after the Read/Write operation.<br/>HIGH: Autoprecharge;<br/>LOW: no Autoprecharge).</li> <li>A10 is sampled during a Precharge command to determine whether the Precharge applies to one bank (A10 LOW) or all banks (A10 HIGH). If only one bank is to be precharged, the bank is selected by bank addresses.</li> <li>A12 is sampled during Read and Write commands to determine if burst chop (on-the-fly) will be performed.<br/>HIGH, no burst chop;<br/>LOW: burst chopped).</li> </ul> | O    | DDR4/-RS    | SE        | All processor lines  |
| DDR0_ACT#<br>DDR1_ACT#   | <b>Activation Command:</b> ACT# HIGH along with CS# determines that the signals addresses below have command functionality.<br>A16 use as RAS# signal<br>A15 use as CAS# signal<br>A14 use as WE# signal   | O    | DDR4/-RS    | SE        | All processor lines  |



**Table 6-4. DDR4/-RS Memory Interface (Sheet 2 of 2)**

| Signal Name                  | Description   | Dir. | Buffer Type | Link Type | Availability   |
|------------------------------|---|------|-------------|-----------|--|
| DDR0_BG[1:0]<br>DDR1_BG[1:0] | <b>Bank Group:</b> BG[0:1] define to which bank group an Active, Read, Write or Precharge command is being applied.<br>BG0 also determines which mode register is to be accessed during a MRS cycle.                | O    | DDR4/-RS    | SE        | All processor lines<br>x8 DRAM device use BG[1:0], x16 use only BG[0]. |
| DDR0_BA[1:0]<br>DDR1_BA[1:0] | <b>Bank Address:</b> BA[1:0] define to which bank an Active, Read, Write or Precharge command is being applied. Bank address also determines which mode register is to be accessed during a MRS cycle.              | O    | DDR4/-RS    | SE        | All processor lines  |
| DDR0_ALERT#<br>DDR1_ALERT#   | <b>Alert:</b> This signal is used at command training only. It is getting the Command and Address Parity error flag during training. CRC feature is not supported.  | I    | DDR4/-RS    | SE        | All processor lines  |
| DDR0_PAR<br>DDR1_PAR         | <b>Command and Address Parity:</b> These signals are used for parity check.   | O    | DDR4/-RS    | SE        | All processor lines  |
| DDR_VREF_CA                  | <b>Memory Reference Voltage for Command &amp; Address:</b>  | O    | A           | SE        | All processor lines  |
| DDR_VTT_CNTL                 | <b>System Memory Power Gate Control:</b><br>When signal is high – platform memory VTT regulator is enable, output high.<br>When signal is low - Disables the platform memory VTT regulator in C8 and deeper and S3. | O    | DDR4/-RS    | SE        | All processor lines  |

**Table 6-5. System Memory Reference and Compensation Signals**

| Signal Name    | Description  | Dir. | Buffer Type | Link Type | Availability                            |
|----------------|--|------|-------------|-----------|---|
| DDR_RCOMP[2:0] | <b>System Memory Resistance Compensation:</b>  | N/A  | A           | SE        | All processor lines                     |
| OPC_RCOMP      | <b>On Package Cache resistance Compensation from processor:</b><br>Unconnected for processors without OPC. | N/A  | A           | SE        | U-Processor lines with On Package Cache |
| OPCE_RCOMP     | <b>On Package Cache resistance Compensation from OPC:</b> Unconnected for processors without OPC.          | N/A  | A           | SE        | U-Processor lines with On Package Cache |



## 6.2 Reset and Miscellaneous Signals

**Table 6-6. Reset and Miscellaneous Signals**

| Signal Name    | Description  | Dir. | Buffer Type | Link Type | Availability           |
|----------------|--|------|-------------|-----------|------------------------|
| CFG[19:0]      | <p><b>Configuration Signals:</b> The CFG signals have a default value of '1' if not terminated on the board.</p> <p>Intel recommends placing test points on the board for CFG pins.</p> <ul style="list-style-type: none"> <li>• <b>CFG[0]:</b> Stall reset sequence after PCU PLL lock until de-asserted: <ul style="list-style-type: none"> <li>– 1 = (Default) Normal Operation; No stall.</li> <li>– 0 = Stall.</li> </ul> </li> <li>• <b>CFG[1]:</b> Reserved configuration lane.</li> <li>• <b>CFG[3]:</b> Reserved configuration lane.</li> <li>• <b>CFG[4]:</b> eDP enable: <ul style="list-style-type: none"> <li>– 1 = Disabled.</li> <li>– 0 = Enabled.</li> </ul> </li> <li>• <b>CFG[19:8]:</b> Reserved configuration lanes.</li> </ul> | I    | GTL         | SE        | All processor lines.   |
| CFG_RCOMP      | <b>Configuration Resistance Compensation</b>   | N/A  | N/A         | SE        | All processor lines    |
| PROC_POPIRCOMP | <b>POPIO Resistance Compensation</b>   | N/A  | N/A         | SE        | Y and U-processor line |
| PROC_SELECT#   | <b>Processor Select:</b> This pin is for compatibility with future platforms. It should be unconnected for the processor.  |      |             | N/A       | All processor lines    |

## 6.3 embedded DisplayPort\* (eDP\*) Signals

**Table 6-7. embedded DisplayPort\* Signals**

| Signal Name  | Description  | Dir. | Buffer Type | Link Type | Availability        |
|--|--|------|-------------|-----------|---------------------|
| eDP_TXP[3:0]<br>eDP_TXN[3:0]   | <b>embedded DisplayPort Transmit:</b> differential pair  | O    | eDP         | Diff      | All processor lines |
| eDP_AUXP<br>eDP_AUXN   | <b>embedded DisplayPort Auxiliary:</b> Half-duplex, bidirectional channel consist of one differential pair.  | O    | eDP         | Diff      | All processor lines |
| eDP_DISP_UTIL  | <p><b>embedded DisplayPort Utility:</b> Output control signal used for brightness correction of embedded LCD displays with backlight modulation.</p> <p>This pin will co-exist with functionality similar to existing BKLCTCL pin on PCH</p> | O    | Async CMOS  | SE        | All processor lines |
| eDP_RCOMP  | <b>DDI IO Compensation resistor, supporting DP*, eDP* and HDMI* channels.</b>  | N/A  | A           | SE        | All processor lines |
| <p><b>Note:</b></p> <p>1. When using eDP* bifurcation:</p> <ul style="list-style-type: none"> <li>– x2 eDP lanes for eDP panel (eDP_TXP[0:1], eDP_TXN[0:1])</li> <li>– x2 lanes for DP (eDP_TXP[2:3], eDP_TXN[2:3])</li> </ul> |  |      |             |           |                     |



## 6.4 Display Interface Signals

Table 6-8. Display Interface Signals

| Signal Name   | Description  | Dir. | Buffer Type | Link Type | Availability <sup>(2)</sup>  |
|---|--|------|-------------|-----------|--|
| DDI1_TXP[3:0]<br>DDI1_TXN[3:0]<br>DDI2_TXP[3:0]<br>DDI2_TXN[3:0]<br>DDI3_TXP[3:0]<br>DDI3_TXN[3:0]                  | <b>Digital Display Interface Transmit:</b><br>Differential Pairs   | O    | DP/HDMI*    | Diff      | All processor lines.<br>DDI3_TXP[3:0]<br>DDI3_TXN[3:0]<br>DDI3_AUXP<br>DDI3_AUXN |
| DDI1_AUXP<br>DDI1_AUXN<br>DDI2_AUXP<br>DDI2_AUXN<br>DDI3_AUXP<br>DDI3_AUXN  | <b>Digital Display Interface Display Port Auxiliary:</b> Half-duplex, bidirectional channel consist of one differential pair for each channel. | O    | DP/HDMI*    | Diff      |  |
| <b>Notes:</b><br>1. N/A<br>2. DDI3_AUXN and DDI3_AUXP are valid in SKL-U but should be considered as reserved pins. |  |      |             |           |  |

## 6.5 Testability Signals

Table 6-9. Testability Signals

| Signal Name | Description  | Dir. | Buffer Type | Link Type | Availability        |
|-------------|--|------|-------------|-----------|---------------------|
| BPM#[3:0]   | <b>Breakpoint and Performance Monitor Signals:</b> Outputs from the processor that indicate the status of breakpoints and programmable counters used for monitoring processor performance.         | I/O  | GTL         | SE        | All processor lines |
| PROC_PRDY#  | <b>Probe Mode Ready:</b> PROC_PRDY# is a processor output used by debug tools to determine processor debug readiness.  | O    | OD          | SE        | All processor lines |
| PROC_PREQ#  | <b>Probe Mode Request:</b> PROC_PREQ# is used by debug tools to request debug operation of the processor.  | I    | GTL         | SE        | All processor lines |
| PROC_TCK    | <b>Test Clock:</b> This signal provides the clock input for the processor Test Bus (also known as the Test Access Port). This signal must be driven low or allowed to float during power on Reset. | I    | GTL         | SE        | All processor lines |
| PROC_TDI    | <b>Test Data In:</b> This signal transfers serial test data into the processor. This signal provides the serial input needed for JTAG specification support.                                       | I    | GTL         | SE        | All processor lines |
| PROC_TDO    | <b>Test Data Out:</b> This signal transfers serial test data out of the processor. This signal provides the serial output needed for JTAG specification support.                                   | O    | OD          | SE        | All processor lines |
| PROC_TMS    | <b>Test Mode Select:</b> A JTAG specification support signal used by debug tools.  | I    | GTL         | SE        | All processor lines |
| PROC_TRST#  | <b>Test Reset:</b> Resets the Test Access Port (TAP) logic. This signal must be driven low during power on Reset.  | I    | GTL         | SE        | All processor lines |



## 6.6 Error and Thermal Protection Signals

Table 6-10. Error and Thermal Protection Signals

| Signal Name | Description  | Dir. | Buffer Type   | Link Type | Availability        |
|-------------|--|------|---------------|-----------|---------------------|
| CATERR#     | <b>Catastrophic Error:</b> This signal indicates that the system has experienced a catastrophic error and cannot continue to operate. The processor will set this signal for non-recoverable machine check errors or other unrecoverable internal errors. CATERR# is used for signaling the following types of errors: Legacy MCERRs, CATERR# is asserted for 16 BCLKs. Legacy IERRs, CATERR# remains asserted until warm or cold reset. | O    | OD            | SE        | All processor lines |
| PECI        | <b>Platform Environment Control Interface:</b> A serial sideband interface to the processor. It is used primarily for thermal, power, and error management.  | I/O  | PECI, Async   | SE        | All processor lines |
| PROCHOT#    | <b>Processor Hot:</b> PROCHOT# goes active when the processor temperature monitoring sensor(s) detects that the processor has reached its maximum safe operating temperature. This indicates that the processor Thermal Control Circuit (TCC) has been activated, if enabled. This signal can also be driven to the processor to activate the TCC.   | I/O  | GTL I<br>OD O | SE        | All processor lines |
| THERMTRIP#  | <b>Thermal Trip:</b> The processor protects itself from catastrophic overheating by use of an internal thermal sensor. This sensor is set well above the normal operating temperature to ensure that there are no false trips. The processor will stop all executions when the junction temperature exceeds approximately 130 °C. This is signaled to the system by the THERMTRIP# pin.  | O    | OD            | SE        | All processor lines |



## 6.7 Power Sequencing Signals

Table 6-11. Power Sequencing Signals

| Signal Name                    | Description   | Dir.          | Buffer Type           | Link Type | Availability                   |
|--------------------------------|---|---------------|-----------------------|-----------|--------------------------------|
| PROCPWRGD                      | <b>Processor Power Good:</b> The processor requires this input signal to be a clean indication that the V <sub>CC</sub> and V <sub>DDQ</sub> power supplies are stable and within specifications. This requirement applies regardless of the S-state of the processor. 'Clean' implies that the signal will remain low (capable of sinking leakage current), without glitches, from the time that the power supplies are turned on until they come within specification. The signal must then transition monotonically to a high state. | I             | CMOS                  | SE        | All processor lines            |
| VCCST_PWRGD                    | <b>VCCST Power Good:</b> The processor requires this input signal to be a clean indication that the VCCST and VDDQ power supplies are stable and within specifications. This signal must have a valid level during both S0 and S3 power states. 'Clean' implies that the signal will remain low (capable of sinking leakage current), without glitches, from the time that the power supplies are turned on until they come within specification. The signal must then transition monotonically to a high state.                        | I             | CMOS                  | SE        | All processor lines            |
| PROC_DETECT#/SKTOCC#           | <b>Processor Detect/Socket Occupied:</b> Pulled down directly (0 Ohms) on the processor package to the ground. There is no connection to the processor silicon for this signal. System board designers may use this signal to determine if the processor is present.  | N/A           | N/A                   | SE        | All processor lines            |
| VIDSOUT<br>VIDSCK<br>VIDALERT# | <b>VIDSOUT, VIDSCK, VIDALERT#:</b> These signals comprise a three-signal serial synchronous interface used to transfer power management information between the processor and the voltage regulator controllers.  | I/O<br>O<br>I | OD<br>(open<br>drain) | SE        | All processor lines            |
| MSM#                           | Minimum Speed Mode: Control signal to VccEOP10 VR (connected only in 2 VR solution for OPC).  | O             | CMOS                  | SE        | Processors w/ on package cache |
| ZVM#                           | Zero Voltage Mode: Control Signal to OPC VR, when low OPC VR output is 0V.  | O             | CMOS                  | SE        | Processors w/ on package cache |



## 6.8 Processor Power Rails

**Table 6-12. Processor Power Rails Signals**

| Signal Name  | Description   | Dir. | Buffer Type | Link Type | Availability                   |
|--|---|------|-------------|-----------|--------------------------------|
| VCC  | Processor IA cores power rail   | I    | Power       | -         | All processor lines            |
| V <sub>CCG0/1</sub>                                      | Processor IA cores gated power rail, connects to board capacitors for filtering.  | I    | Power       | -         | Y-processor line               |
| V <sub>CCGT</sub>  | Processor Graphics power rail   | I    | Power       | -         | All processor lines            |
| V <sub>CCGTx</sub>                                       | Processor Graphics power rail (extension)   | I    | Power       | -         | Processors w/ GT3/4            |
| V <sub>DDQ</sub>   | System Memory power rail  | I    | Power       | -         | All processor lines            |
| V <sub>DDQC</sub>  | System Memory clock power rail, feeds from V <sub>DDQ</sub> through LP filter.  | I    | Power       | -         | U/Y-processor lines            |
| V <sub>CCSA</sub>  | Processor System Agent power rail   | I    | Power       | -         | All processor lines            |
| V <sub>CCIO</sub>  | Processor I/O power rail. Consists of V <sub>CCIO</sub> and V <sub>CCIO_DDR</sub> . V <sub>CCIO</sub> and V <sub>CCIO_DDR</sub> should be isolated from each other. | I    | Power       | -         | All processor lines            |
| V <sub>CCST</sub>  | Sustain voltage for processor standby modes   | I    | Power       | -         | All processor lines            |
| V <sub>CCSTG</sub>                                       | Gated sustain voltage for processor standby modes   | I    | Power       | -         | U/Y-processor lines            |
| V <sub>CCPLL</sub>                                       | Processor PLLs power rails  | I    | Power       | -         | All processor lines            |
| V <sub>CCPLL_OC</sub>                                    | Processor PLLs power rails  | I    | Power       | -         | All processor lines            |
| V <sub>CCOPC</sub>                                       | Processor OPC power rails   | I    | Power       | -         | Processors w/ on package cache |
| V <sub>CCOPC_1p8</sub>                                   | Processor OPC power rails   | I    | Power       | -         | Processors w/ on package cache |
| V <sub>CCEOPIO</sub>                                     | Processor OPC power rails   | I    | Power       | -         | Processors w/ on package cache |
| V <sub>CC_SENSE</sub><br>V <sub>SS_SENSE</sub>           | Isolated, low impedance voltage sense pins. They can be used to sense or measure voltage near the silicon.  | N/A  | Power       | -         | All processor lines            |
| V <sub>CCGT_SENSE</sub><br>V <sub>SSGT_SENSE</sub>       |   |      |             |           | All processor lines            |
| V <sub>CCGTx_SENSE</sub><br>V <sub>SSGTx_SENSE</sub>     |   |      |             |           | Processors w/ GT3/4            |
| V <sub>CCIO_SENSE</sub><br>V <sub>SSIO_SENSE</sub>       |   |      |             |           | All processor lines            |
| V <sub>CCSA_SENSE</sub><br>V <sub>SSSA_SENSE</sub>       |   |      |             |           | All processor lines            |
| V <sub>CCOPC_SENSE</sub><br>V <sub>SSOPC_SENSE</sub>     |   |      |             |           | Processors w/ on package cache |
| V <sub>CCEOPIO_SENSE</sub><br>V <sub>SSEOPIO_SENSE</sub> |   |      |             |           | Processors w/ on package cache |

## 6.9 Ground, Reserved, and Non-Critical to Function (NCTF) Signals

The following are the general types of reserved (RSVD) signals and connection guidelines:

- RSVD – these signals should not be connected
- RSVD\_TP – these signals should be routed to a test point
- RSVD\_NCTF – these signals are non-critical to function and may be left unconnected

Arbitrary connection of these signals to VCC, VDDQ, VSS, or to any other signal (including each other) may result in component malfunction or incompatibility with future processors. See [Table 6-13](#).

For reliable operation, always connect unused inputs or bi-directional signals to an appropriate signal level. Unused active high inputs should be connected through a resistor to ground ( $V_{SS}$ ). Unused outputs may be left unconnected however, this may interfere with some Test Access Port (TAP) functions, complicate debug probing and prevent boundary scan testing. A resistor must be used when tying bi-directional signals to power or ground. When tying any signal to power or ground the resistor can also be used for system testability.

**Table 6-13. GND, RSVD, and NCTF Signals**

| Signal Name                  | Description  |
|------------------------------|--|
| Vss                          | Processor ground node  |
| Vss_NCTF                     | <b>Non-Critical To Function:</b> These signals are for package mechanical reliability.   |
| RSVD<br>RSVD_NCTF<br>RSVD_TP | <b>Reserved:</b> All signals that are RSVD and RSVD_NCTF must be left unconnected on the board.<br>Intel recommends that all RSVD_TP signals have via test points. |

## 6.10 Processor Internal Pull-Up/Pull-Down Terminations

**Table 6-14. Processor Internal Pull-Up/Pull-Down Terminations**

| Signal Name | Pull Up/Pull Down | Rail               | Value          |
|-------------|-------------------|--------------------|----------------|
| BPM[3:0]    | Pull Up           | VCC <sub>IO</sub>  | 16-60 $\Omega$ |
| PREQ#       | Pull Up           | VCC <sub>ST</sub>  | 3 k $\Omega$   |
| PROC_TDI    | Pull Up           | VCC <sub>STG</sub> | 3 k $\Omega$   |
| PROC_TMS    | Pull Up           | VCC <sub>SGT</sub> | 3 k $\Omega$   |
| PROC_TRST#  | Pull Down         | -                  | 3 k $\Omega$   |
| CFG[19:0]   | Pull Up           | VCC <sub>IO</sub>  | 3 k $\Omega$   |

§ §





# 7 Electrical Specifications

## 7.1 Processor Power Rails

**Table 7-1. Processor Power Rails**

| Power Rail   | Description                             | Control                             | Availability         |
|--|---|-------------------------------------|----------------------|
| V <sub>CC</sub>  | Processor IA Cores Power Rail           | SVID                                | All processor lines  |
| V <sub>CCGT</sub>  | Processor Graphics Power Rails          | SVID                                | All processor lines  |
| V <sub>CCGTX</sub> <sup>Note 2,6</sup>   | Processor Graphics Extended Power Rail  | SVID                                | Processors w/ GT3/4  |
| V <sub>CCSA</sub>  | System Agent Power Rail                 | SVID/Fixed (SKU dependent)          | All processor lines  |
| V <sub>CCIO</sub>  | IO Power Rail                           | Fixed                               | All processor lines  |
| V <sub>CCST</sub>  | Sustain Power Rail                      | Fixed                               | All processor lines  |
| V <sub>CCSTG</sub> <sup>Note 5</sup>   | Sustain Gated Power Rail                | Fixed                               | U/Y/-processor lines |
| V <sub>CCPLL</sub>   | Processor PLLs power Rail               | Fixed                               | All processor lines  |
| V <sub>CCPLL_OC</sub> <sup>Note 4</sup>  | Processor PLLs OC power Rail            | Fixed                               | All processor lines  |
| V <sub>DDQ</sub>   | Integrated Memory Controller Power Rail | Fixed (Memory technology dependent) | All processor lines  |
| V <sub>CCOPC</sub> <sup>Note 3</sup>   | Processor OPC power Rail                | Fixed                               | Processors w/OPC     |
| V <sub>CCOPC_1P8</sub> <sup>Note 3</sup>   | Processor OPC power Rail                | Fixed                               | Processors w/OPC     |
| V <sub>CCEOPIO</sub> <sup>Note 3</sup>   | Processor EOPIIO power Rail             | Fixed                               | Processors w/OPC     |
| <b>Notes:</b><br>1. N/A<br>2. Rail is unconnected for processors without GT3/4.<br>3. Rail is unconnected for processors without OPC.<br>4. V <sub>CCPLL_OC</sub> power rail should be sourced from the VDDQ VR. The connection can be direct or through a load switch, depending desired power optimization. In case of direct connection (V <sub>CCPLL_OC</sub> is shorted to VDDQ, no load switch), platform should ensure that V <sub>CCST</sub> is ON (high) while V <sub>CCPLL_OC</sub> is ON (high).<br>5. V <sub>CCSTG</sub> power rail should be sourced from the VR as V <sub>CCST</sub> . The connection can be direct or through a load switch, depending desired power optimization.<br>6. Intel has added the option of merging the GT/GTx power rails for the U-processor line 2+3e product family. |   |                                     |                      |

### 7.1.1 Power and Ground Pins

All power pins must be connected to their respective processor power planes, while all VSS pins must be connected to the system ground plane. Use of multiple power and ground planes is recommended to reduce I\*R drop.

### 7.1.2 V<sub>CC</sub> Voltage Identification (VID)

The processor uses three signals for the **Serial Voltage IDentification** (SVID) interface to support automatic selection of voltages. The following table specifies the voltage level corresponding to the 8-bit VID value transmitted over serial VID. A '1' in this table refers to a high voltage level and a '0' refers to a low voltage level. If the voltage regulation circuit cannot supply the voltage that is requested, the voltage regulator must disable itself. VID signals are CMOS push/pull drivers. See [Table 7-21](#) for the DC specifications for these signals. The VID codes will change due to temperature and/or



current load changes in order to minimize the power of the part. A voltage range is provided in Section 7-2. The specifications are set so that one voltage regulator can operate with all supported frequencies.

Individual processor VID values may be set during manufacturing so that two devices at the same processor IA core frequency may have different default VID settings. This is shown in the VID range values in Section 7-2. The processor provides the ability to operate while transitionally to an adjacent VID and its associated voltage. This will represent a DC shift in the loadline.

## 7.2 DC Specifications

The processor DC specifications in this section are defined at the processor signal pins, unless noted otherwise.

- The DC specifications for the DDR3L/-RS/DDR4/-RS signals are listed in the *Voltage and Current Specifications* section.
- The *Voltage and Current Specifications* section lists the DC specifications for the processor and are valid only while meeting specifications for junction temperature, clock frequency, and input voltages. Read all notes associated with each parameter.
- AC tolerances for all DC rails include dynamic load currents at switching frequencies up to 1 MHz.

### 7.2.1 Processor Power Rails DC Specifications

#### 7.2.1.1 Vcc DC Specifications

**Table 7-2. Processor IA Core (Vcc) Active and Idle Mode DC Voltage and Current Specifications (Sheet 1 of 2)**

| Symbol             | Parameter   | Segment  | Min. | Typ. | Max. | Unit | Note <sup>1</sup> |
|--------------------|---|--|------|------|------|------|-------------------|
| Operating Voltage  | Voltage Range for Processor Active Operating Mode     | All  | 0.55 | —    | 1.52 | V    | 1,2,3,7,12        |
| Idle Voltage       | Voltage Range for Processor Idle Mode (Package C6/C7) | All  | 0    | —    | 0.55 | V    | 1,2,3,7           |
| I <sub>CCMAX</sub> | Maximum Processor IA Core I <sub>CC</sub>             | Y(4.5W)  |      |      | 24   | A    | 4,6,7,11          |
|                    |   | Y(6W)  |      |      | 24   |      |                   |
|                    |   | U(15W) - dual core GT <sub>2/1</sub>                 |      |      | 29   |      |                   |
|                    |   | U(15W) - dual core GT <sub>1</sub> Pentium®/Celeron® |      |      | 29   |      |                   |
|                    |   | U(15W) - dual core GT <sub>3</sub> +OPC              |      |      | 29   |      |                   |
|                    |   | U(28W) - dual core GT3-OPC                           |      |      | 32   |      |                   |
| TOB <sub>VCC</sub> | Voltage Tolerance                                     | PS0, PS1   | —    | —    | ±20  | mV   | 3, 6, 8           |
|                    |   | PS2, PS3   | —    | —    | ±20  |      |                   |



**Table 7-2. Processor IA Core (Vcc) Active and Idle Mode DC Voltage and Current Specifications (Sheet 2 of 2)**

| Symbol                  | Parameter   | Segment  | Min. | Typ.          | Max.  |                           |                                   | Unit | Note <sup>1</sup> |
|-------------------------|---|--|------|---------------|---|---------------------------|-----------------------------------|------|-------------------|
| Ripple                  | Ripple Tolerance  |  |      |               | $I_L \leq 0.5$  | $0.5 < I_L < I_{CC\_TDC}$ | $I_{CC\_TDC} < I_L < I_{CC\_Max}$ | mV   | 3, 6, 8           |
|                         |   | PS0  | —    | —             | +30/-10   | ±10                       | ±15                               |      |                   |
|                         |   | PS1  | —    | —             | +30/-10   | ±15                       | ±15                               |      |                   |
|                         |   | PS2  | —    | —             | +30/-10   | +30/-10                   | +30/-10                           |      |                   |
|                         |   | PS3  | —    | —             | +30/-10   | +30/-10                   | +30/-10                           |      |                   |
| DC_LL                   | Loadline slope within the VR regulation loop capability | Y-processor line<br>U-dual core GT2<br>U-dual core GT3+OPC |      | 4.7<br>—<br>— | 5.9<br>2.4<br>2.4   |                           |                                   | mΩ   | 10,13,14          |
| AC_LL                   | AC Loadline   | U/Y-processor line   | —    | —             | Same as Max. DC_LL (up to 400kHz)18.3(LL1, range: 29±1.5MHz)11.7(LL2, range: 3.45±1.5MHz) |                           |                                   | mΩ   | 10,13,14          |
| T_OVS_TDP_Max           | Max. Overshoot time<br><b>TDP/virus mode</b>            | —  | —    | —             | 10/30   |                           |                                   | μs   |                   |
| V_OVS_TDP_Max/virus_Max | Max. Overshoot at <b>TDP/virus mode</b>                 | —  | —    | —             | 70/200  |                           |                                   | mV   |                   |

**Notes:**

- Unless otherwise noted, all specifications in this table are based on estimates and simulations or empirical data. These specifications will be updated with characterized data from silicon measurements at a later date.
- Each processor is programmed with a maximum valid voltage identification value (VID) that is set at manufacturing and cannot be altered. Individual maximum VID values are calibrated during manufacturing such that two processors at the same frequency may have different settings within the VID range. Note that this differs from the VID employed by the processor during a power management event (Adaptive Thermal Monitor, Enhanced Intel SpeedStep<sup>®</sup> Technology, or low-power states).
- The voltage specification requirements are measured across Vcc\_SENSE and Vss\_SENSE as near as possible to the processor with a 20 MHz bandwidth oscilloscope, 1.5 pF maximum probe capacitance, and 1 MΩ minimum impedance. The maximum length of ground wire on the probe should be less than 5 mm. Ensure external noise from the system is not coupled into the oscilloscope probe.
- Processor IA core VR to be designed to electrically support this current.
- Processor IA core VR to be designed to thermally support this current indefinitely.
- Long term reliability cannot be assured if tolerance, ripple, and core noise parameters are violated.
- Long term reliability cannot be assured in conditions above or below Max./Min. functional limits.
- PSx refers to the voltage regulator power state as set by the SVID protocol.
- N/A
- LL measured at sense points.
- Typ column represents ICCmax for commercial application it is NOT a specification - it is a characterization of limited samples using limited set of benchmarks that can be exceeded.
- Operating voltage range in steady state.
- LL specification values should not be exceeded. If exceeded, power, performance and reliability penalty are expected.
- By Improving Load Line (Lower LL than EDS values, and reporting it to BIOS), customers may obtain slightly better performance; although, the frequencies will not be changed.
- Subject to change. Data is still under evaluation.



7.2.1.2 V<sub>CCGT</sub> and V<sub>CCGTx</sub> DC Specifications

Table 7-3. Processor Graphics (V<sub>CCGT</sub> and V<sub>CCGT-x</sub>) Supply DC Voltage and Current Specifications (Sheet 1 of 2)

| Symbol  | Parameter                                  | Segment  | Min.        | Typ.          | Max.  |   |  | Unit | Note <sup>1</sup> |
|---|--|--|-------------|---------------|---|---|--|------|-------------------|
| Operating voltage                                 | Active voltage Range for V <sub>CCGT</sub> | All  | 0.55        | —             | 1.52  |   |  | V    | 2,3,6,8           |
| Idle voltage                                      | Processor Graphics core idle voltage       | All  | 0           | —             | 0.55  |   |  | V    | 3                 |
| I <sub>CCMax_GT</sub> /<br>I <sub>CCMax_GTx</sub> | Max. Current for Processor Graphics Rail   | Y(4.5W)  | —           | —             | 24  |   |  | A    | 6                 |
|   |  | Y(6W) Pentium/Celeron                                      | —           | —             | 24  |   |  |      |                   |
|   |  | U(15W) - dual core GT <sub>2</sub>                         | —           | —             | 31  |   |  |      |                   |
|   |  | U9(15W) - dual core GT <sub>1</sub> Pentium/Celeron        | —           | —             | 31  |   |  |      |                   |
|   |  | U(15, 28W) - dual core GT <sub>3</sub> +OPC                | —           | —             | Merged: 64(GT+GTx) <sup>12,13</sup><br>Separate: GT-57/GTx-19                         |   |  |      |                   |
| TOB <sub>GT</sub>                                 | V <sub>CCGT</sub> Tolerance                | PS0,PS1  | —           | —             | ±20   |   |  | mV   | 3,4               |
|   |  | PS2,PS3  | —           | —             | ±20   |   |  | mV   | 3,4               |
| Ripple  | Ripple Tolerance                           | —  |             |               | I <sub>L</sub> ≤ 0.5  | 0.5 < I <sub>L</sub> < I <sub>CCTDC</sub> | I <sub>CCTDC</sub> < I <sub>L</sub> < I <sub>CCMax</sub> | mV   | 3,4               |
|   |  | PS0  | —           | —             | +30/-10   | ±10                                       | ±15  |      |                   |
|   |  | PS1  | —           | —             | +30/-10   | ±15                                       | ±15  |      |                   |
|   |  | PS2  | —           | —             | +30/-10   | +30/-10                                   | +30/-10  |      |                   |
|   |  | PS3  | —           | —             | +30/-10   | +30/-10                                   | +30/-10  |      |                   |
| DC_LL   | v <sub>CCGT</sub> Loadline slope           | Y-processor line<br>U-dual core GT2<br>U-dual core GT3+OPC | —<br>—<br>— | 4.2<br>—<br>— | 5.7<br>3.1<br>2/6.0(GTx)  |   |  | mΩ   | 7,9,10            |
| AC_LL   | AC Loadline                                | U/Y<br>Y-processor line                                    | —<br>—      | —<br>—        | Same as Max. DC_LL (up to 400KHz)3.9(LL1, range: 25±1.5MHz)12.1(LL2, range: 4±1.5MHz) |   |  | mΩ   | 7,9,10            |
| T_OVS_Max   | Max. Overshoot time                        | —  | —           | —             | 10  |   |  | μs   |                   |
| V_OVS_Max   | Max. Overshoot                             | —  | —           | —             | 70  |   |  | mV   |                   |



**Table 7-3. Processor Graphics (V<sub>CCGT</sub> and V<sub>CCGT-X</sub>) Supply DC Voltage and Current Specifications (Sheet 2 of 2)**

| Symbol   | Parameter | Segment | Min. | Typ. | Max. | Unit | Note <sup>1</sup> |
|--|-----------|---------|------|------|------|------|-------------------|
| <b>Notes:</b>  |           |         |      |      |      |      |                   |
| 1. Unless otherwise noted, all specifications in this table are based on estimates and simulations or empirical data. These specifications will be updated with characterized data from silicon measurements at a later date.  |           |         |      |      |      |      |                   |
| 2. Each processor is programmed with a maximum valid voltage identification value (VID), which is set at manufacturing and cannot be altered. Individual maximum VID values are calibrated during manufacturing such that two processors at the same frequency may have different settings within the VID range. This differs from the VID employed by the processor during a power or thermal management event (Intel Adaptive Thermal Monitor, Enhanced Intel SpeedStep <sup>®</sup> Technology, or low-power states). |           |         |      |      |      |      |                   |
| 3. The voltage specification requirements are measured across V <sub>CCGT_SENSE</sub> and V <sub>SSGT_SENSE</sub> as near as possible to the processor with a 100-MHz bandwidth oscilloscope, 1.5 pF maximum probe capacitance, and 1-M $\Omega$ minimum impedance. The maximum length of ground wire on the probe should be less than 5 mm. Ensure external noise from the system is not coupled into the oscilloscope probe.   |           |         |      |      |      |      |                   |
| 4. PSx refers to the voltage regulator power state as set by the SVID protocol.  |           |         |      |      |      |      |                   |
| 5. Each processor is programmed with a maximum valid voltage identification value (VID), which is set at manufacturing and cannot be altered. Individual maximum VID values are calibrated during manufacturing such that two processors at the same frequency may have different settings within the VID range. This differs from the VID employed by the processor during a power or thermal management event (Intel Adaptive Thermal Monitor, Enhanced Intel SpeedStep <sup>®</sup> Technology, or low-power states). |           |         |      |      |      |      |                   |
| 6. N/A   |           |         |      |      |      |      |                   |
| 7. LL measured at sense points.  |           |         |      |      |      |      |                   |
| 8. Operating voltage range in steady state.  |           |         |      |      |      |      |                   |
| 9. LL specification values should not be exceeded. If exceeded, power, performance and reliability penalty are expected.   |           |         |      |      |      |      |                   |
| 10. By Improving Load Line (Lower LL than EDS values, and reporting it to BIOS), customers may obtain slightly better performance although the frequencies will not be changed.  |           |         |      |      |      |      |                   |
| 11. Subject to change. Data is still under evaluation.   |           |         |      |      |      |      |                   |
| 12. N/A  |           |         |      |      |      |      |                   |
| 13. For merged GT/GTx rails, the sense point need to be taken from V <sub>CCGT_SENSE</sub> /V <sub>SSGT_SENSE</sub> , the V <sub>CCGTx_SENSE</sub> /V <sub>SSGTx_SENSE</sub> should be unconnected (not connected). For merged VRs, I <sub>CCMAX</sub> =GT+GTx I <sub>CCMAX</sub> = 57A+7A=64A."   |           |         |      |      |      |      |                   |

**7.2.1.3 V<sub>DDQ</sub> DC Specifications**

**Table 7-4. Memory Controller (V<sub>DDQ</sub>) Supply DC Voltage and Current Specifications**

| Symbol   | Parameter  | Segment | Min.   | Typ. | Max.   | Unit | Note <sup>1</sup> |
|--|--|---------|--|------|--------|------|-------------------|
| V <sub>DDQ</sub> (DDR3L/-RS)   | Processor I/O supply voltage for DDR3L/-RS         | All     | Typ-5%                                       | 1.35 | Typ+5% | V    | 3,4,5             |
| V <sub>DDQ</sub> (LPDDR3)  | Processor I/O supply voltage for LPDDR3            | All     | Typ-5%                                       | 1.20 | Typ+5% | V    | 3,4,5             |
| V <sub>DDQ</sub> (DDR4/-RS)  | Processor I/O supply voltage for DDR4/-RS          | All     | Typ-5%                                       | 1.20 | Typ+5% | V    | 3,4,5             |
| TOB <sub>VDDQ</sub>  | VDDQ Tolerance                                     | All     | DC: $\pm 2$<br>AC: $\pm 3$<br>AC+DC: $\pm 5$ |      |        | %    | 3,4               |
| I <sub>CCMAX_VDDQ</sub> (DDR3L/-RS)  | Max. Current for V <sub>DDQ</sub> Rail (DDR3L/-RS) | U       | —  | —    | 2      | A    | 2                 |
| I <sub>CCMAX_VDDQ</sub> (LPDDR3)   | Max. Current for V <sub>DDQ</sub> Rail (LPDDR3)    | Y<br>U  | —  | —    | 2<br>2 | A    | 2                 |
| I <sub>CCMAX_VDDQ</sub> (DDR4/-RS)   | Max. Current for V <sub>DDQ</sub> Rail (DDR4/-RS)  | U       | —  | —    | 2.8    | A    | 2                 |
| <b>Notes:</b>  |  |         |  |      |        |      |                   |
| 1. Unless otherwise noted, all specifications in this table are based on estimates and simulations or empirical data. These specifications will be updated with characterized data from silicon measurements at a later date.  |  |         |  |      |        |      |                   |
| 2. The current supplied to the DIMM modules is not included in this specification.   |  |         |  |      |        |      |                   |
| 3. Includes AC and DC error, where the AC noise is bandwidth limited to under 20 MHz, measured on package pins.  |  |         |  |      |        |      |                   |
| 4. No requirement on the breakdown of AC versus DC noise.  |  |         |  |      |        |      |                   |
| 5. The voltage specification requirements are measured with a 100-MHz bandwidth oscilloscope, 1.5 pF maximum probe capacitance, and 1-M $\Omega$ minimum impedance. The maximum length of ground wire on the probe should be less than 5 mm. Ensure external noise from the system is not coupled into the oscilloscope probe. |  |         |  |      |        |      |                   |



7.2.1.4 V<sub>CCSA</sub> DC Specifications

Table 7-5. System Agent (V<sub>CCSA</sub>) Supply DC Voltage and Current Specifications

| Symbol                       | Parameter                               | Segment  | Min.         | Typ.                 | Max.   | Unit   | Note <sup>1,2</sup> |      |         |
|------------------------------|---|--|--------------|----------------------|--|--|---------------------|------|---------|
| V <sub>CCSA</sub>            | Voltage for the System Agent            | Y-processor line<br>U-processor line                       | 0.55<br>0.55 | —<br>—               | 1.52<br>1.52   | V  | 3,5                 |      |         |
| TOB <sub>VCCSA</sub>         | V <sub>CCSA</sub> Tolerance             | U/Y-processor lines  | ±20          |                      |  | mV   | 3                   |      |         |
| I <sub>CCMAX_VC</sub><br>CSA | Max. Current for V <sub>CCSA</sub> Rail | Y-processor line<br>U-dual core GT2<br>U-dual core GT3+OPC | —<br>—<br>—  | —<br>—<br>—          | 4.1<br>4.5 <sup>8</sup><br>5.1   | A  |                     |      |         |
| DC_LL                        | V <sub>CCSA</sub> Loadline              | Y-processor line<br>U-dual core GT2<br>U-dual core GT3+OPC | —<br>—<br>—  | 14<br>—<br>—         | 18<br>10.3<br>10.3   | mΩ   | 6,7                 |      |         |
| AC_LL                        | AC Loadline                             | U/Y<br>Y-processor line                                    | —            | —                    | Same as Max. DC_LL (up to 400KHz)<br>43.2(LL1, range: 12.3±1.5MHz)<br>42.6(LL2, range: 2±1.5MHz) | mΩ   | 6,7                 |      |         |
| Ripple                       | Ripple Tolerance                        | U/Y  |              | I <sub>L</sub> ≤ 0.5 | 0.5 < I <sub>L</sub> < I <sub>CC</sub> TDC   | I <sub>CC</sub> TDC < I <sub>L</sub> < I <sub>CC</sub> Max | mV                  | 3, 4 |         |
|                              |   | PS0  | —            | —                    | +30/-10  | ±10  |                     |      | ±15     |
|                              |   | PS1  | —            | —                    | +30/-10  | ±15  |                     |      | ±15     |
|                              |   | PS2  | —            | —                    | +30/-10  | +30/-10  |                     |      | +30/-10 |
|                              |   | PS3  | —            | —                    | +30/-10  | +30/-10  |                     |      | +30/-10 |
| T_OVS_Max                    | Max. Overshoot time                     | —  | —            | —                    | 10   | μs   |                     |      |         |
| V_OVS_Max                    | Max. Overshoot                          | —  | —            | —                    | 70   | mV   |                     |      |         |

**Notes:**

1. Unless otherwise noted, all specifications in this table are based on estimates and simulations or empirical data. These specifications will be updated with characterized data from silicon measurements at a later date.
2. Long term reliability cannot be assured in conditions above or below Max./Min. functional limits.
3. The voltage specification requirements are measured on V<sub>CCSA</sub>\_SENSE and V<sub>SSSA</sub>\_SENSE with a 100-MHz bandwidth oscilloscope, 1.5 pF maximum probe capacitance, and 1-MΩ minimum impedance. The maximum length of ground wire on the probe should be less than 5 mm. Ensure external noise from the system is not coupled into the oscilloscope probe.
4. PSx refers to the voltage regulator power state as set by the SVID protocol.
5. V<sub>CCSA</sub> voltage during boot (Vboot) 1.05V for a duration of 2 seconds.
6. LL measured at sense points.
7. LL specification values should not be exceeded. If exceeded, power, performance and reliability penalty are expected.
8. IPU designs with SKL U Pentium/Celeron require additional 0.5A, SA ICCMAX=5A.



### 7.2.1.5 V<sub>CCIO</sub> DC Specifications

**Table 7-6. Processor I/O (V<sub>CCIO</sub>) Supply DC Voltage and Current Specifications**

| Symbol                   | Parameter  | Segment | Min.       | Typ.              | Max.     | Unit | Note <sup>1,2</sup> |
|--------------------------|--|---------|------------|-------------------|----------|------|---------------------|
| V <sub>CCIO</sub>        | Voltage for the memory controller and shared cache | Y<br>U  | —          | 0.85/0.95<br>0.95 | —        | V    | 3,4,5,6             |
| TOB <sub>VCCIO</sub>     | V <sub>CCIO</sub> Tolerance                        | All     | AC+DC: ±50 |                   |          | mV   | 3                   |
| I <sub>CCMAX_VCCIO</sub> | Max. Current for V <sub>CCIO</sub> Rail            | Y<br>U  | —<br>—     | —<br>—            | 3<br>3.1 | A    |                     |
| T_OVS_Max                | Max. Overshoot time                                | All     | —          | —                 | 100      | µs   | 7                   |
| V_OVS_Max                | Max. Overshoot at TDP                              | All     | —          | —                 | 20       | mV   | 7                   |

**Notes:**

- Unless otherwise noted, all specifications in this table are based on estimates and simulations or empirical data. These specifications will be updated with characterized data from silicon measurements at a later date.
- Long term reliability cannot be assured in conditions above or below Max./Min. functional limits.
- The voltage specification requirements are measured across V<sub>CCIO\_SENSE</sub> and V<sub>SSIO\_SENSE</sub> as near as possible to the processor with a 100-MHz bandwidth oscilloscope, 1.5 pF maximum probe capacitance, and 1-MΩ minimum impedance. The maximum length of ground wire on the probe should be less than 5 mm. Ensure external noise from the system is not coupled into the oscilloscope probe.
- For low BW bus connection between processor and PCH -> V<sub>CCIO</sub>=0.85V.
- For high BW bus connection between processor and PCH -> V<sub>CCIO</sub>=0.95V.
- For Y-processor line, Setting V<sub>CCIO</sub> to 0.95V may lead to a power penalty up to 250mW.
- OS occurs during power on only—**not** during normal operation

### 7.2.1.6 V<sub>CCOPC</sub> DC Specifications

OPC VR output voltage is fixed to 1V, the processor can drive VR to LPM (Low Power Mode), which sets VR output to 0V using ZVM# signal as shown below.

**Table 7-7. V<sub>CCOPC</sub> Voltage levels**

| ZVM# state | V <sub>CCOPC</sub>      | Units |
|------------|-------------------------|-------|
| 0          | 0                       | V     |
| 1          | 1.0/1.05 (Based on SKU) | V     |

**Table 7-8. Processor OPC (V<sub>CCOPC</sub>) Supply DC Voltage and Current Specifications**

| Symbol                    | Parameter                                | Segment                    | Min.      | Typ. | Max. | Unit | Note <sup>1,2</sup> |
|---------------------------|--|----------------------------|-----------|------|------|------|---------------------|
| V <sub>CCOPC</sub>        | Voltage for the On Package Cache         | Processor line w/OPC:<br>U | —         | 1.0  | —    | V    | 3                   |
| TOB <sub>VCCOPC</sub>     | V <sub>CCOPC</sub> Tolerance             | Processor line w/OPC       | AC+DC: ±5 |      |      | %    | 3                   |
| I <sub>CCMAX_VCCOPC</sub> | Max. Current for V <sub>CCOPC</sub> Rail | U                          | —         | —    | 3.2  | A    | —                   |
| T_OVS_Max                 | Max. Overshoot time                      | All                        | —         | —    | 100  | µs   | 4                   |
| V_OVS_Max                 | Max. Overshoot at TDP                    | All                        | —         | —    | 20   | mV   | 4                   |

**Notes:**

- Unless otherwise noted, all specifications in this table are based on estimates and simulations or empirical data. These specifications will be updated with characterized data from silicon measurements at a later date.
- Long term reliability cannot be assured in conditions above or below Max./Min. functional limits.
- The voltage specification requirements are measured on V<sub>CCOPC\_ESNSE</sub> and V<sub>SSOPC\_SENSE</sub> with a 100-MHz bandwidth oscilloscope, 1.5 pF maximum probe capacitance, and 1-MΩ minimum impedance. The maximum length of ground wire on the probe should be less than 5 mm. Ensure external noise from the system is not coupled into the oscilloscope probe.
- OS occurs during power on only. **Not** during normal operation.



### 7.2.1.7 VCC<sub>EOPiO</sub> DC Specifications

VCC<sub>EOPiO</sub> may be connected to OPC VR (only for U-processor line 2+3e processor line). When merging VCC<sub>EOPiO</sub> with OPC VR, ~210 mW power penalty may occur. The processor can drive VR to LPM (Low Power Mode) which sets VR output to 0V using ZVM# signal (as shown in VCC<sub>EOPiO</sub> Voltage levels Table 7-9).

**Table 7-9. VCC<sub>EOPiO</sub> Voltage Levels (Separate VR)**

| ZVM# State | MSM# State | VCC <sub>EOPiO</sub>   | Units |
|------------|------------|------------------------|-------|
| 0          | X          | 0                      | V     |
| 1          | 1          | 1.0/1.1 (Based on SKU) | V     |

**Table 7-10. Processor EOPiO (VCC<sub>EOPiO</sub>) Supply DC Voltage and Current Specifications**

| Symbol   | Parameter  | Segment                    | Min.       | Typ. | Max. | Unit | Note <sup>1,2</sup> |
|--|--|----------------------------|------------|------|------|------|---------------------|
| V <sub>CC</sub> <sub>EOPiO</sub>                               | Voltage for the EOPiO interface                        | Processor line w/OPC:<br>U | —          | 1.0  | —    | V    | 3                   |
| TOB <sub>VCC</sub> <sub>EOPiO</sub>                            | V <sub>CC</sub> <sub>EOPiO</sub> Tolerance             | Processor line w/OPC       | AC+DC: ±50 |      |      | mV   | 3                   |
| I <sub>CC</sub> <sub>MAX</sub> <sub>VCC</sub> <sub>EOPiO</sub> | Max. Current for V <sub>CC</sub> <sub>EOPiO</sub> Rail | U                          | —          | —    | 2    | A    |                     |
| T <sub>OVS</sub> <sub>Max</sub>                                | Max. Overshoot time                                    | All                        | —          | —    | 100  | uS   | 4                   |
| V <sub>OVS</sub> <sub>Max</sub>                                | Max. Overshoot at TDP                                  | All                        | —          | —    | 20   | mV   | 4                   |

**Notes:**

- Unless otherwise noted, all specifications in this table are based on estimates and simulations or empirical data. These specifications will be updated with characterized data from silicon measurements at a later date.
- Long term reliability cannot be assured in conditions above or below Max./Min. functional limits.
- The voltage specification requirements are measured on V<sub>CC</sub><sub>EOPiO</sub>\_ESNSE and V<sub>SS</sub><sub>EOPiO</sub>\_SENSE with a 100-MHz bandwidth oscilloscope, 1.5 pF maximum probe capacitance, and 1-MΩ minimum impedance. The maximum length of ground wire on the probe should be less than 5 mm. Ensure external noise from the system is not coupled into the oscilloscope probe.
- OS occurs during power on only; **not** during normal operation.

### 7.2.1.8 VCC<sub>OPC\_1p8</sub> DC Specifications

**Table 7-11. Processor OPC (VCC<sub>OPC\_1p8</sub>) Supply DC Voltage and Current Specifications**

| Symbol   | Parameter  | Segment              | Min.       | Typ. | Max. | Unit | Note <sup>1,2</sup> |
|--|--|----------------------|------------|------|------|------|---------------------|
| V <sub>CC</sub> <sub>OPC_1p8</sub>                               | Voltage for the On Package Cache                         | Processor line w/OPC | —          | 1.8  | —    | V    | 3                   |
| TOB <sub>VCC</sub> <sub>OPC_1p8</sub>                            | V <sub>CC</sub> <sub>OPC_1p8</sub> Tolerance             | Processor line w/OPC | AC+DC: ± 5 |      |      | %    | 3                   |
| I <sub>CC</sub> <sub>MAX</sub> <sub>VCC</sub> <sub>OPC_1p8</sub> | Max. Current for V <sub>CC</sub> <sub>OPC_1p8</sub> Rail | U                    | —          | —    | 50   | mA   |                     |

**Notes:**

- Unless otherwise noted, all specifications in this table are based on estimates and simulations or empirical data. These specifications will be updated with characterized data from silicon measurements at a later date.
- Long term reliability cannot be assured in conditions above or below Max./Min. functional limits.
- The voltage specification requirements are measured on package pins with a 100-MHz bandwidth oscilloscope, 1.5 pF maximum probe capacitance, and 1-MΩ minimum impedance. The maximum length of ground wire on the probe should be less than 5 mm. Ensure external noise from the system is not coupled into the oscilloscope probe.





### 7.2.1.9 V<sub>CCST</sub> DC Specifications

**Table 7-12. V<sub>CCST</sub> Supply DC Voltage and Current Specifications**

| Symbol                | Parameter  | Segment | Min.        | Typ. | Max.     | Units | Notes <sup>1,2</sup> |
|-----------------------|--|---------|-------------|------|----------|-------|----------------------|
| V <sub>CCST</sub>     | Processor V <sub>CC</sub> Sustain supply voltage | All     | —           | 1.0  | —        | V     | 3                    |
| TOB <sub>ST</sub>     | V <sub>CCST</sub> Tolerance                      | All     | AC+DC: ± 50 |      |          | mV    | 3                    |
| I <sub>CCMAX_ST</sub> | Max. Current for V <sub>CCST</sub>               | Y<br>U  | —           | —    | 60<br>60 | mA    |                      |

**Notes:**

- Unless otherwise noted, all specifications in this table are based on estimates and simulations or empirical data. These specifications will be updated with characterized data from silicon measurements at a later date.
- Long term reliability cannot be assured in conditions above or below Max./Min. functional limits.
- The voltage specification requirements are measured on package pins with a 100-MHz bandwidth oscilloscope, 1.5 pF maximum probe capacitance, and 1-M $\Omega$  minimum impedance. The maximum length of ground wire on the probe should be less than 5 mm. Ensure external noise from the system is not coupled into the oscilloscope probe.

**Table 7-13. V<sub>CCSTG</sub> Supply DC Voltage and Current Specifications**

| Symbol                 | Parameter  | Segment | Min.       | Typ. | Max.     | Units | Notes <sup>1,2</sup> |
|------------------------|--|---------|------------|------|----------|-------|----------------------|
| V <sub>CCSTG</sub>     | Processor V <sub>CC</sub> Sustain Gated supply voltage | All     | —          | 1.0  | —        | V     | 3                    |
| TOB <sub>STG</sub>     | V <sub>CCSTG</sub> Tolerance                           | All     | AC+DC: ±50 |      |          | mV    | 3                    |
| I <sub>CCMAX_STG</sub> | Max. Current for V <sub>CCSTG</sub>                    | Y<br>U  | —          | —    | 20<br>20 | mA    |                      |

**Notes:**

- Unless otherwise noted, all specifications in this table are based on estimates and simulations or empirical data. These specifications will be updated with characterized data from silicon measurements at a later date.
- Long term reliability cannot be assured in conditions above or below Max./Min. functional limits.
- The voltage specification requirements are measured on package pins with a 100-MHz bandwidth oscilloscope, 1.5 pF maximum probe capacitance, and 1-M $\Omega$  minimum impedance. The maximum length of ground wire on the probe should be less than 5 mm. Ensure external noise from the system is not coupled into the oscilloscope probe.

### 7.2.1.10 V<sub>CCPLL</sub> DC Specifications

**Table 7-14. Processor PLL (V<sub>CCPLL</sub>) Supply DC Voltage and Current Specifications**

| Symbol                    | Parameter                                  | Segment | Min.             | Typ.             | Max.       | Unit | Notes <sup>1,2</sup> |
|---------------------------|--|---------|------------------|------------------|------------|------|----------------------|
| V <sub>CCPLL</sub>        | PLL supply voltage (DC + AC specification) | All     | —                | 1.0              | —          | V    | 3                    |
| TOB <sub>CCPLL</sub>      | V <sub>CCPLL</sub> Tolerance               | All     | AC+DC: ± 50      |                  |            | mV   | 3                    |
| I <sub>CCMAX_VCCPLL</sub> | Max. Current for V <sub>CCPLL</sub> Rail   | Y<br>U  | —<br>—<br>—<br>— | —<br>—<br>—<br>— | 100<br>130 | mA   |                      |

**Notes:**

- Unless otherwise noted, all specifications in this table are based on estimates and simulations or empirical data. These specifications will be updated with characterized data from silicon measurements at a later date.
- Long term reliability cannot be assured in conditions above or below Max./Min. functional limits.
- The voltage specification requirements are measured on package pins with a 100-MHz bandwidth oscilloscope, 1.5 pF maximum probe capacitance, and 1-M $\Omega$  minimum impedance. The maximum length of ground wire on the probe should be less than 5 mm. Ensure external noise from the system is not coupled into the oscilloscope probe.



**Table 7-15. Processor PLL OC (V<sub>CCPLL\_OC</sub>) Supply DC Voltage and Current Specifications**

| Symbol                       | Parameter                                     | Segment                                     | Min.        | Typ.             | Max.              | Unit | Notes <sup>1,2</sup> |
|------------------------------|---|---|-------------|------------------|-------------------|------|----------------------|
| V <sub>CCPLL_OC</sub>        | PLL OC supply voltage (DC + AC specification) | All   | —           | V <sub>DDQ</sub> | —                 | V    | 3                    |
| TOB <sub>CCPLL_OC</sub>      | V <sub>CCPLL_OC</sub> Tolerance               | All   | AC+DC: ± 50 |                  |                   | mV   | 3                    |
| I <sub>CCMAX_VCCPLL_OC</sub> | Max. Current for V <sub>CCPLL_OC</sub> Rail   | Y<br>U-dual core GT2<br>U-dual core GT3+OPC | —<br>—      | —<br>—           | 100<br>100<br>120 | mA   |                      |

**Notes:**

- Unless otherwise noted, all specifications in this table are based on estimates and simulations or empirical data. These specifications will be updated with characterized data from silicon measurements at a later date.
- Long term reliability cannot be assured in conditions above or below Max./Min. functional limits.
- The voltage specification requirements are measured on package pins with a 100-MHz bandwidth oscilloscope, 1.5 pF maximum probe capacitance, and 1-MΩ minimum impedance. The maximum length of ground wire on the probe should be less than 5 mm. Ensure external noise from the system is not coupled into the oscilloscope probe.

## 7.2.2 Processor Interfaces DC Specifications

### 7.2.2.1 DDR3L/-RS DC Specifications

**Table 7-16. DDR3L/-RS Signal Group DC Specifications (Sheet 1 of 2)**

| Symbol                                      | Parameter   | U and Y-Processor Line                      |                      |                       | Units | Notes <sup>1</sup> |
|---|---|---|----------------------|-----------------------|-------|--------------------|
|   |   | Min.  | Typ.                 | Max.                  |       |                    |
| V <sub>IL</sub>                             | Input Low Voltage   | —   | V <sub>DDQ</sub> /2  | 0.43*V <sub>DDQ</sub> | V     | 2, 4, 9, 10        |
| V <sub>IH</sub>                             | Input High Voltage  | 0.57*V <sub>DDQ</sub>                       | V <sub>DDQ</sub> /2  | —                     | V     | 3, 4, 9, 10        |
| R <sub>ON_UP/DN(DQ)</sub>                   | DDR3L/-RS Data Buffer pull-up/down Resistance   | Trainable                                   |                      |                       | Ω     | 12                 |
| R <sub>ODT(DQ)</sub>                        | DDR3L/-RS On-die termination equivalent resistance for data signals                   | Trainable                                   |                      |                       | Ω     | 12                 |
| V <sub>ODT(DC)</sub>                        | DDR3L/-RS On-die termination DC working point (driver set to receive mode)            | 0.45*V <sub>DDQ</sub>                       | 0.5*V <sub>DDQ</sub> | 0.55*V <sub>DDQ</sub> | V     | 12                 |
| R <sub>ON_UP/DN(CK)</sub>                   | DDR3L/-RS Clock Buffer pull-up/down Resistance  | 0.8*Typ                                     | 26                   | 1.2*Typ               | Ω     | 5, 12              |
| R <sub>ON_UP/DN(CMD)</sub>                  | DDR3L/-RS Command Buffer pull-up/down Resistance                                      | 0.8*Typ                                     | 20                   | 1.2*Typ               | Ω     | 12                 |
| R <sub>ON_UP/DN(CTL)</sub>                  | DDR3L/-RS Control Buffer pull-up/down Resistance                                      | 0.8*Typ                                     | 20                   | 1.2*Typ               | Ω     | 5, 12              |
| R <sub>ON_UP/DN(DDR_VTT_CNTL)</sub>         | System Memory Power Gate Control Buffer Pull-Up/down Resistance                       | 40  | —                    | 140                   | Ω     |                    |
| I <sub>LI</sub>                             | Input Leakage Current (DQ, CK)<br>0 V<br>0.2*V <sub>DDQ</sub><br>0.8*V <sub>DDQ</sub> | —   | —                    | 1                     | mA    |                    |
| DDR0_Vref_DQ<br>DDR1_Vref_DQ<br>DDR_Vref_CA | VREF output voltage   | Trainable                                   | V <sub>DDQ</sub> /2  | Trainable             | V     | 13,14              |
| DDR_RCOMP[0]                                | ODT resistance compensation   | RCOMP values are memory topology dependent. |                      |                       | Ω     | 6                  |
| DDR_RCOMP[1]                                | Data resistance compensation  |   |                      |                       | Ω     | 6                  |
| DDR_RCOMP[2]                                | Command resistance compensation   |   |                      |                       | Ω     | 6                  |



Table 7-16. DDR3L/-RS Signal Group DC Specifications (Sheet 2 of 2)

| Symbol   | Parameter | U and Y-Processor Line |      |      | Units | Notes <sup>1</sup> |
|--|-----------|------------------------|------|------|-------|--------------------|
|  |           | Min.                   | Typ. | Max. |       |                    |
| <b>Notes:</b>  |           |                        |      |      |       |                    |
| 1. Unless otherwise noted, all specifications in this table apply to all processor frequencies.  |           |                        |      |      |       |                    |
| 2. $V_{IL}$ is defined as the maximum voltage level at a receiving agent that will be interpreted as a logical low value.  |           |                        |      |      |       |                    |
| 3. $V_{IH}$ is defined as the minimum voltage level at a receiving agent that will be interpreted as a logical high value.   |           |                        |      |      |       |                    |
| 4. $V_{IH}$ and $V_{IL}$ may experience excursions above $V_{DDQ}$ . However, input signal drivers must comply with the signal quality specifications.                 |           |                        |      |      |       |                    |
| 5. This is the pull up/down driver resistance after compensation. Note that BIOS power training may change these values significantly based on margin/power trade-off. |           |                        |      |      |       |                    |
| 6. DDR_RCOMP resistance must be provided on the system board with $\pm 1\%$ resistors installed on package). DDR_RCOMP resistors are connected to $V_{SS}$ .           |           |                        |      |      |       |                    |
| 7. DDR_DRAMPWROK must have a maximum of 15 ns rise or fall time over $V_{DDQ} * 0.30 \pm 100$ mV and the edge must be monotonic.                                       |           |                        |      |      |       |                    |
| 8. DDR_VREF is defined as $V_{DDQ}/2$ for DDR3L/-RS  |           |                        |      |      |       |                    |
| 9. $R_{ON}$ tolerance is preliminary and might be subject to change.   |           |                        |      |      |       |                    |
| 10. Max.-Min. range is correct but center point is subject to change during MRC boot training.   |           |                        |      |      |       |                    |
| 11. Processor may be damaged if $V_{IH}$ exceeds the maximum voltage for extended periods.   |           |                        |      |      |       |                    |
| 12. Final value determined by BIOS power training, values might vary between bytes and/or units.   |           |                        |      |      |       |                    |
| 13. VREF values determined by BIOS training, values might vary between units.  |           |                        |      |      |       |                    |
| 14. DDR0_Vref_DQ - Not in use in DDR4, DDR1_Vref_DQ = DDR4_CA_ch1, DDR_Vref_CA = DD4_CA_ch0.   |           |                        |      |      |       |                    |

### 7.2.2.2 LPDDR3 DC Specifications

Table 7-17. LPDDR3 Signal Group DC Specifications (Sheet 1 of 2)

| Symbol                          | Parameter   | U and Y-Processor Line |                 |                  | Unit     | Note        |
|---------------------------------|---|------------------------|-----------------|------------------|----------|-------------|
|                                 |   | Min.                   | Typ.            | Max.             |          |             |
| $V_{IL}$                        | Input Low Voltage   | —                      | $V_{DDQ}/2$     | $0.43 * V_{DDQ}$ | V        | 2, 4, 9, 10 |
| $V_{IH}$                        | Input High Voltage  | $0.57 * V_{DDQ}$       | $V_{DDQ}/2$     | —                | V        | 3, 4, 9, 10 |
| $R_{ON\_UP/DN}(DQ)$             | LPDDR3 Data Buffer pull-up/ down Resistance                                 | Trainable              |                 |                  | $\Omega$ | 12          |
| $R_{ODT}(DQ)$                   | LPDDR3 On-die termination equivalent resistance for data signals            | Trainable              |                 |                  | $\Omega$ | 12          |
| $V_{ODT}(DC)$                   | LPDDR3 On-die termination DC working point (driver set to receive mode)     | $0.45 * V_{DDQ}$       | $0.5 * V_{DDQ}$ | $0.55 * V_{DDQ}$ | V        | 10          |
| $R_{ON\_UP/DN}(CK)$             | LPDDR3 Clock Buffer pull-up/down Resistance                                 | $0.8 * Typ$            | 40              | $1.2 * Typ$      | $\Omega$ | 5, 12       |
| $R_{ON\_UP/DN}(CMD)$            | LPDDR3 Command Buffer pull-up/down Resistance                               | $0.8 * Typ$            | 40              | $1.2 * Typ$      | $\Omega$ | 12          |
| $R_{ON\_UP/DN}(CTL)$            | LPDDR3 Control Buffer pull-up/ down Resistance                              | $0.8 * Typ$            | 23              | $1.2 * Typ$      | $\Omega$ | 5, 12       |
| $R_{ON\_UP/DN}(DDR\_VTT\_CNTL)$ | System Memory Power Gate Control Buffer Pull-Up Resistance                  | 40                     | —               | 140              | $\Omega$ | -           |
| $I_{LI}$                        | Input Leakage Current (DQ, CK)<br>0V<br>$0.2 * V_{DDQ}$<br>$0.8 * V_{DDQ}$  | —                      | —               | 0.75             | mA       | -           |
| $I_{LI}$                        | Input Leakage Current (CMD,CTL)<br>0V<br>$0.2 * V_{DDQ}$<br>$0.8 * V_{DDQ}$ | —                      | —               | 0.9              | mA       | -           |



**Table 7-17. LPDDR3 Signal Group DC Specifications (Sheet 2 of 2)**

| Symbol   | Parameter                       | U and Y-Processor Line                      |        |           | Unit | Note  |
|--|---------------------------------|---|--------|-----------|------|-------|
|  |                                 | Min.  | Typ.   | Max.      |      |       |
| DDR0_VREF_DQ<br>DDR1_VREF_DQ<br>DDR_VREF_CA  | VREF output voltage             | Trainable                                   | VDDQ/2 | Trainable | V    | 13,14 |
| DDR_RCOMP[0]   | ODT resistance compensation     | RCOMP values are memory topology dependent. |        |           | Ω    | 6     |
| DDR_RCOMP[1]   | Data resistance compensation    |   |        |           | Ω    | 6     |
| DDR_RCOMP[2]   | Command resistance compensation |   |        |           | Ω    | 6     |
| <p><b>Notes:</b></p> <ol style="list-style-type: none"> <li>Unless otherwise noted, all specifications in this table apply to all processor frequencies.</li> <li><math>V_{IL}</math> is defined as the maximum voltage level at a receiving agent that will be interpreted as a logical low value.</li> <li><math>V_{IH}</math> is defined as the minimum voltage level at a receiving agent that will be interpreted as a logical high value.</li> <li><math>V_{IH}</math> and <math>V_{IL}</math> may experience excursions above <math>V_{DDQ}</math>. However, input signal drivers must comply with the signal quality specifications.</li> <li>This is the pull up/down driver resistance after compensation. Note that BIOS power training may change these values significantly based on margin/power trade-off.</li> <li>DDR_RCOMP resistance must be provided on the system board with <math>\pm 1\%</math> resistors. DDR_RCOMP resistors are to <math>V_{SS}</math>.</li> <li>DDR_DRAMPWROK must have a maximum of 15 ns rise or fall time over <math>V_{DDQ} * 0.30 \pm 100</math> mV and the edge must be monotonic.</li> <li>DDR_VREF is defined as <math>V_{DDQ}/2</math> for LPDDR3</li> <li><math>R_{ON}</math> tolerance is preliminary and might be subject to change.</li> <li>Max.-Min. range is correct but center point is subject to change during MRC boot training.</li> <li>Processor may be damaged if <math>V_{IH}</math> exceeds the maximum voltage for extended periods.</li> <li>Final value determined by BIOS power training, values might vary between bytes and/or units.</li> <li>VREF values determined by BIOS training, values might vary between units.</li> <li>DDR0_Vref_DQ - Not in use in DDR4, DDR1_Vref_DQ = DDR4_CA_ch1, DDR_Vref_CA = DD4_CA_ch0.</li> </ol> |                                 |   |        |           |      |       |

**7.2.2.3 DDR4/-RS DC Specifications**

**Table 7-18. DDR4/-RS Signal Group DC Specifications (Sheet 1 of 2)**

| Symbol                          | Parameter   | U-Processor Line      |           |                       | Units | Notes           |
|---------------------------------|---|-----------------------|-----------|-----------------------|-------|-----------------|
|                                 |   | Min.                  | Typ.      | Max.                  |       |                 |
| $V_{IL}$                        | Input Low Voltage   | —                     | VREF(INT) | VREF(INT) - 0.07*VDDQ | V     | 2, 4, 9, 10, 14 |
| $V_{IH}$                        | Input High Voltage  | VREF(INT) + 0.07*VDDQ | VREF(INT) | -                     | V     | 3, 4, 9, 10, 14 |
| $R_{ON\_UP/DN}(DQ)$             | DDR4/-RS Data Buffer pull-up/down Resistance                              | Trainable             |           |                       | Ω     | 12              |
| $R_{ODT}(DQ)$                   | DDR4/-RS On-die termination equivalent resistance for data signals        | Trainable             |           |                       | Ω     | 12              |
| $V_{ODT}(DC)$                   | DDR4/-RS On-die termination DC working point (driver set to receive mode) | 0.45*VDDQ             | 0.5*VDDQ  | 0.55*VDDQ             | V     | 10              |
| $R_{ON\_UP/DN}(CK)$             | DDR4/-RS Clock Buffer pull-up/down Resistance                             | 0.8*Typ               | 26        | 1.2*Typ               | Ω     | 5, 12           |
| $R_{ON\_UP/DN}(CMD)$            | DDR4/-RS Command Buffer pull-up/down Resistance                           | 0.8*Typ               | 20        | 1.2*Typ               | Ω     | 12              |
| $R_{ON\_UP/DN}(CTL)$            | DDR4/-RS Control Buffer pull-up/down Resistance                           | 0.8*Typ               | 20        | 1.2*Typ               | Ω     | 5, 12           |
| $R_{ON\_UP/DN}(DDR\_VTT\_CNTL)$ | System Memory Power Gate Control Buffer Pull-Up/down Resistance           | 40                    | —         | 140                   | Ω     | -               |



Table 7-18. DDR4/-RS Signal Group DC Specifications (Sheet 2 of 2)

| Symbol   | Parameter   | U-Processor Line                            |             |           | Units    | Notes  |
|--|---|---|-------------|-----------|----------|--------|
|  |   | Min.  | Typ.        | Max.      |          |        |
| $I_{LI}$   | Input Leakage Current (DQ, CK)<br>0 V<br>$0.2 \cdot V_{DDQ}$<br>$0.8 \cdot V_{DDQ}$ | —   | —           | 1         | mA       | -      |
| DDR0_VREF_DQ<br>DDR1_VREF_DQ<br>DDR_VREF_CA  | VREF output voltage   | Trainable                                   | $V_{DDQ}/2$ | Trainable | V        | 13, 15 |
| DDR_RCOMP[0]   | ODT resistance compensation   | RCOMP values are memory topology dependent. |             |           | $\Omega$ | 6      |
| DDR_RCOMP[1]   | Data resistance compensation  |   |             |           | $\Omega$ | 6      |
| DDR_RCOMP[2]   | Command resistance compensation   |   |             |           | $\Omega$ | 6      |
| <b>Notes:</b>  |   |   |             |           |          |        |
| <ol style="list-style-type: none"> <li>Unless otherwise noted, all specifications in this table apply to all processor frequencies.</li> <li><math>V_{IL}</math> is defined as the maximum voltage level at a receiving agent that will be interpreted as a logical low value.</li> <li><math>V_{IH}</math> is defined as the minimum voltage level at a receiving agent that will be interpreted as a logical high value.</li> <li><math>V_{IH}</math> and <math>V_{IL}</math> may experience excursions above <math>V_{DDQ}</math>. However, input signal drivers must comply with the signal quality specifications.</li> <li>This is the pull up/down driver resistance after compensation. Note that BIOS power training may change these values significantly based on margin/power trade-off. See processor I/O Buffer Models for I/V characteristics.</li> <li>DDR_RCOMP resistance must be provided on the system board with <math>\pm 1\%</math> resistors. DDR_RCOMP resistors are to <math>V_{SS}</math>.</li> <li>DDR_DRAMPWROK must have a maximum of 15 ns rise or fall time over <math>V_{DDQ} \cdot 0.30 \pm 100</math> mV and the edge must be monotonic.</li> <li>DDR_VREF is defined as <math>V_{DDQ}/2</math> for DDR4/-RS</li> <li><math>R_{ON}</math> tolerance is preliminary and might be subject to change.</li> <li>Max.-Min. range is correct but center point is subject to change during MRC boot training.</li> <li>Processor may be damaged if <math>V_{IH}</math> exceeds the maximum voltage for extended periods.</li> <li>Final value determined by BIOS power training, values might vary between bytes and/or units.</li> <li>VREF values determined by BIOS training, values might vary between units.</li> <li>VREF(INT) is a trainable parameter where the value is determined by BIOS for margin optimization.</li> <li>DDR0_Vref_DQ - Not in use in DDR4, DDR1_Vref_DQ = DDR4_CA_ch1, DDR_Vref_CA = DD4_CA_ch0</li> </ol> |   |   |             |           |          |        |

### 7.2.2.4 Digital Display Interface (DDI) DC Specifications

Table 7-19. Digital Display Interface Group DC Specifications (DP\*/HDMI\*)

| Symbol   | Parameter   | Min.                  | Typ. | Max.                  | Units    | Notes <sup>1</sup> |
|--|---|-----------------------|------|-----------------------|----------|--------------------|
| $V_{IL}$   | Aux Input Low Voltage   | —                     | —    | 0.8                   | V        |                    |
| $V_{IH}$   | Aux Input High Voltage  | 2.25                  | —    | 3.6                   | V        |                    |
| $V_{OL}$   | DDIB_TXC[3:0] Output Low Voltage<br>DDIC_TXC[3:0] Output Low Voltage<br>DDID_TXC[3:0] Output Low Voltage    | —                     | —    | $0.25 \cdot V_{CCIO}$ | V        | 1,2                |
| $V_{OH}$   | DDIB_TXC[3:0] Output High Voltage<br>DDIC_TXC[3:0] Output High Voltage<br>DDID_TXC[3:0] Output High Voltage | $0.75 \cdot V_{CCIO}$ | —    | —                     | V        | 1,2                |
| ZTX-DIFF-DC  | DC Differential Tx Impedance  | 80                    | 100  | 120                   | $\Omega$ |                    |
| <b>Notes:</b>  |   |                       |      |                       |          |                    |
| <ol style="list-style-type: none"> <li><math>V_{CCIO}</math> depends on segment.</li> <li><math>V_{OL}</math> and <math>V_{OH}</math> levels depends on the level chosen by the Platform.</li> </ol> |   |                       |      |                       |          |                    |



### 7.2.2.5 embedded DisplayPort\* (eDP\*) DC Specification

**Table 7-20. embedded DisplayPort\* (eDP\*) Group DC Specifications**

| Symbol                  | Parameter                         | Min.                  | Typ. | Max.                  | Units |
|-------------------------|-----------------------------------|-----------------------|------|-----------------------|-------|
| V <sub>OL</sub>         | eDP_DISP_UTIL Output Low Voltage  | —                     | —    | 0.1*V <sub>CCIO</sub> | V     |
| V <sub>OH</sub>         | eDP_DISP_UTIL Output High Voltage | 0.9*V <sub>CCIO</sub> | —    | —                     | V     |
| R <sub>UP</sub>         | eDP_DISP_UTIL Internal pull-up    | 100                   | —    | —                     | Ω     |
| R <sub>DOWN</sub>       | eDP_DISP_UTIL Internal pull-down  | 100                   | —    | —                     | Ω     |
| eDP_RCOMP               | eDP resistance compensation       | 24.75                 | 25   | 25.25                 | Ω     |
| Z <sub>TX-DIFF-DC</sub> | DC Differential Tx Impedance      | 80                    | 100  | 120                   | Ω     |

**Notes:**  
 1. COMP resistance is to VCOMP\_OUT.  
 2. eDP\_RCOMP resistor must be provided on the system board.

### 7.2.2.6 CMOS DC Specifications

**Table 7-21. CMOS Signal Group DC Specifications**

| Symbol          | Parameter             | Min.                  | Max.                  | Units | Notes <sup>1</sup> |
|-----------------|-----------------------|-----------------------|-----------------------|-------|--------------------|
| V <sub>IL</sub> | Input Low Voltage     | —                     | V <sub>cc</sub> * 0.3 | V     | 2                  |
| V <sub>IH</sub> | Input High Voltage    | V <sub>cc</sub> * 0.7 | —                     | V     | 2, 4               |
| V <sub>OL</sub> | Output Low Voltage    | —                     | V <sub>cc</sub> * 0.1 | V     | 2                  |
| V <sub>OH</sub> | Output High Voltage   | V <sub>cc</sub> * 0.9 | —                     | V     | 2, 4               |
| R <sub>ON</sub> | Buffer on Resistance  | 23                    | 73                    | Ω     | -                  |
| I <sub>LI</sub> | Input Leakage Current | —                     | ±150                  | μA    | 3                  |

**Notes:**  
 1. Unless otherwise noted, all specifications in this table apply to all processor frequencies.  
 2. The V<sub>cc</sub> referred to in these specifications refers to instantaneous V<sub>CCST/IO</sub>.  
 3. For VIN between "0" V and V<sub>CCST</sub>. Measured when the driver is tri-stated.  
 4. V<sub>IH</sub> and V<sub>OH</sub> may experience excursions above V<sub>CCST</sub>. However, input signal drivers must comply with the signal quality specifications.

### 7.2.2.7 GTL and OD DC Specifications

**Table 7-22. GTL Signal Group and Open Drain Signal Group DC Specifications (Sheet 1 of 2)**

| Symbol                  | Parameter   | Min.                   | Max.                  | Units | Notes <sup>1</sup> |
|-------------------------|---|------------------------|-----------------------|-------|--------------------|
| V <sub>IL</sub>         | Input Low Voltage (TAP, except PROC_TCK, PROC_TRST#)  | —                      | V <sub>cc</sub> * 0.6 | V     | 2                  |
| V <sub>IH</sub>         | Input High Voltage (TAP, except PROC_TCK, PROC_TRST#) | V <sub>cc</sub> * 0.72 | —                     | V     | 2, 4               |
| V <sub>IL</sub>         | Input Low Voltage (PROC_TCK,PROC_TRST#)               | —                      | V <sub>cc</sub> * 0.3 | V     | 2                  |
| V <sub>IH</sub>         | Input High Voltage (PROC_TCK,PROC_TRST#)              | V <sub>cc</sub> * 0.3  | —                     | V     | 2, 4               |
| V <sub>HYSTERESIS</sub> | Hysteresis Voltage                                    | V <sub>cc</sub> * 0.2  | —                     | V     | -                  |



**Table 7-22. GTL Signal Group and Open Drain Signal Group DC Specifications (Sheet 2 of 2)**

| Symbol          | Parameter                        | Min.                   | Max.                  | Units | Notes <sup>1</sup> |
|-----------------|----------------------------------|------------------------|-----------------------|-------|--------------------|
| R <sub>ON</sub> | Buffer on Resistance (TDO)       | 7                      | 17                    | Ω     | -                  |
| V <sub>IL</sub> | Input Low Voltage (other GTL)    | —                      | V <sub>CC</sub> * 0.6 | V     | 2                  |
| V <sub>IH</sub> | Input High Voltage (other GTL)   | V <sub>CC</sub> * 0.72 | —                     | V     | 2, 4               |
| R <sub>ON</sub> | Buffer on Resistance (CFG/BPM)   | 16                     | 24                    | Ω     | -                  |
| R <sub>ON</sub> | Buffer on Resistance (other GTL) | 12                     | 28                    | Ω     | -                  |
| I <sub>LI</sub> | Input Leakage Current            | —                      | ±150                  | μA    | 3                  |

**Notes:**

- Unless otherwise noted, all specifications in this table apply to all processor frequencies.
- The V<sub>CC<sub>ST</sub></sub> referred to in these specifications refers to instantaneous V<sub>CC<sub>ST</sub>/10</sub>.
- For V<sub>IN</sub> between 0 V and V<sub>CC<sub>ST</sub></sub>. Measured when the driver is tri-stated.
- V<sub>IH</sub> and V<sub>OH</sub> may experience excursions above V<sub>CC<sub>ST</sub></sub>. However, input signal drivers must comply with the signal quality specifications.

**7.2.2.8 PECCI DC Characteristics**

The PECCI interface operates at a nominal voltage set by V<sub>CC<sub>ST</sub></sub>. The set of DC electrical specifications shown in the following table is used with devices normally operating from a V<sub>CC<sub>ST</sub></sub> interface supply.

V<sub>CC<sub>ST</sub></sub> nominal levels will vary between processor families. All PECCI devices will operate at the V<sub>CC<sub>ST</sub></sub> level determined by the processor installed in the system.

**Table 7-23. PECCI DC Electrical Limits**

| Symbol                  | Definition and Conditions                            | Min.                                | Max.                                | Units | Notes <sup>1</sup> |
|-------------------------|--|-------------------------------------|-------------------------------------|-------|--------------------|
| R <sub>up</sub>         | Internal pull up resistance                          | 15                                  | 45                                  | Ω     | 3                  |
| V <sub>in</sub>         | Input Voltage Range                                  | -0.15                               | V <sub>CC<sub>ST</sub></sub> + 0.15 | V     | -                  |
| V <sub>hysteresis</sub> | Hysteresis   | 0.15 * V <sub>CC<sub>ST</sub></sub> | —                                   | V     | -                  |
| V <sub>IL</sub>         | Input Voltage Low- Edge Threshold Voltage            | —                                   | 0.3 * V <sub>CC<sub>ST</sub></sub>  | V     | -                  |
| V <sub>IH</sub>         | Input Voltage High- Edge Threshold Voltage           | 0.7 * V <sub>CC<sub>ST</sub></sub>  | —                                   | V     | -                  |
| C <sub>bus</sub>        | Bus Capacitance per Node                             | N/A                                 | 10                                  | pF    | -                  |
| C <sub>pad</sub>        | Pad Capacitance                                      | 0.7                                 | 1.8                                 | pF    | -                  |
| I <sub>leak000</sub>    | leakage current @ 0V                                 | —                                   | 0.6                                 | mA    | -                  |
| I <sub>leak025</sub>    | leakage current @ 0.25* V <sub>CC<sub>ST</sub></sub> | —                                   | 0.4                                 | mA    | -                  |
| I <sub>leak050</sub>    | leakage current @ 0.50* V <sub>CC<sub>ST</sub></sub> | —                                   | 0.2                                 | mA    | -                  |
| I <sub>leak075</sub>    | leakage current @ 0.75* V <sub>CC<sub>ST</sub></sub> | —                                   | 0.13                                | mA    | -                  |
| I <sub>leak100</sub>    | leakage current @ V <sub>CC<sub>ST</sub></sub>       | —                                   | 0.10                                | mA    | -                  |

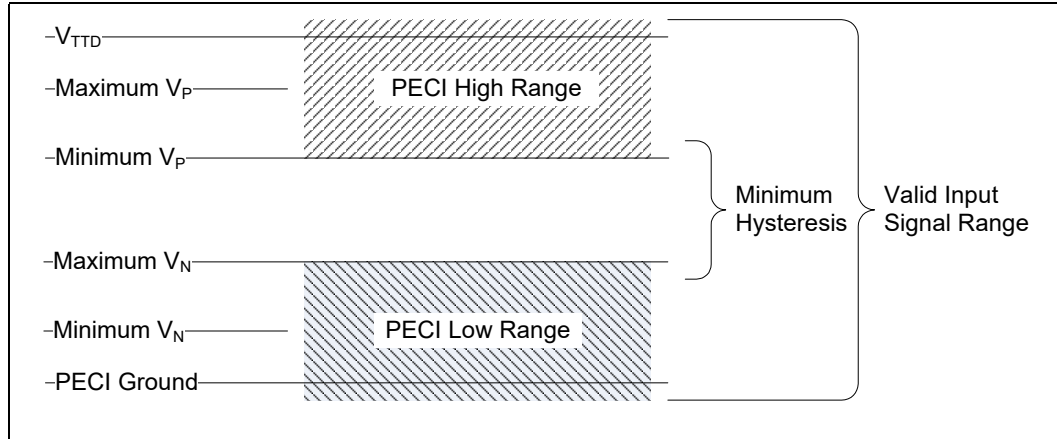
**Notes:**

- V<sub>CC<sub>ST</sub></sub> supplies the PECCI interface. PECCI behavior does not affect V<sub>CC<sub>ST</sub></sub> Min./Max. specifications.
- The leakage specification applies to powered devices on the PECCI bus.
- The PECCI buffer internal pull-up resistance measured at 0.75\* V<sub>CC<sub>ST</sub></sub>.

### Input Device Hysteresis

The input buffers in both client and host models must use a Schmitt-triggered input design for improved noise immunity. Use the following figure as a guide for input buffer design.

**Figure 7-1. Input Device Hysteresis**



§ §





# 8 Package Mechanical Specifications

## 8.1 Package Mechanical Attributes

The U/Y-Processors use a Flip Chip technology available in a Ball Grid Array (BGA) package. The following table provides an overview of the mechanical attributes of the package. For specific dimensions (die size, die location, and so on), refer to the processor package mechanical drawings (see Related Documents section).

**Table 8-1. Package Mechanical Attributes**

| Package               | Parameter                        | Y-Processor Line                | U-Processor Line          |               |
|-----------------------|----------------------------------|---------------------------------|---------------------------|---------------|
|                       |                                  | Dual Core GT2                   | Dual Core GT3+OPC         | Dual Core GT2 |
| Package Technology    | Package Type                     | Flip Chip Ball Grid Array       | Flip Chip Ball Grid Array |               |
|                       | Interconnect                     | Ball Grid Array (BGA)           | Ball Grid Array (BGA)     |               |
|                       | Lead Free                        | Yes                             | Yes                       |               |
|                       | Halogenated Flame Retardant Free | Yes                             | Yes                       |               |
| Package Configuration | Solder Ball Composition          | SAC1205                         | SAC405                    |               |
|                       | Ball/Pin Count                   | 1515                            | 1356                      |               |
|                       | Grid Array Pattern               | Balls Anywhere                  | Balls Anywhere            |               |
|                       | Land Side Capacitors             | No                              | Yes                       |               |
|                       | Die Side Capacitors              | No                              | No                        |               |
|                       | Die Configuration                | 2 Dies Multi-Chip Package (MCP) | 3 Dies MCP                | 2 Dies MCP    |
| Package Dimensions    | Nominal Package Size             | 20x16.5mm                       | 42x24mm                   |               |
|                       | Min Ball/Pin pitch               | 0.4 mm                          | 0.65mm                    |               |

## 8.2 Package Loading Specifications

**Table 8-2. Package Loading Specifications**

| Maximum Static Normal Load  | Limit           | Minimum PCB Thickness Assumptions | Notes   |
|---|-----------------|-----------------------------------|---------|
| Y-processor line  | 44.5 N (10 lbf) | 0.7mm                             | 1, 2, 3 |
| U-processor line  | 67 N (15 lbf)   | 0.8mm                             | 1, 2, 3 |
| <b>Notes:</b>   |                 |                                   |         |
| 1. The thermal solution attach mechanism must not induce continuous stress to the package. It may only apply a uniform load to the die to maintain a thermal interface. |                 |                                   |         |
| 2. This specification applies to the uniform compressive load in the direction perpendicular to the dies' top surface. Load should be centered on processor die center. |                 |                                   |         |
| 3. This specification is based on limited testing for design characterization.  |                 |                                   |         |




### 8.3 Package Storage Specifications

Table 8-3. Package Storage Specifications

| Parameter   | Description   | Min.        | Max.     | Notes   |
|---|---|-------------|----------|---------|
| T <sub>ABSOLUTE STORAGE</sub>   | The non-operating device storage temperature. Damage (latent or otherwise) may occur when subjected to this temperature for any length of time. | -25 °C      | 125 °C   | 1, 2, 3 |
| T <sub>SUSTAINED STORAGE</sub>  | The ambient storage temperature limit (in shipping media) for a sustained period of time.   | -5 °C       | 40 °C    | 4, 5    |
| RH <sub>SUSTAINED STORAGE</sub>   | The maximum device storage relative humidity for a sustained period of time.  | 60% @ 24 °C |          | 5, 6    |
| TIME <sub>SUSTAINED STORAGE</sub>   | A prolonged or extended period of time: typically associated with customer shelf life.  | 0 months    | 6 months | 6       |
| <p><b>Notes:</b></p> <ol style="list-style-type: none"> <li>1. Refers to a component device that is not assembled in a board or socket that is not to be electrically connected to a voltage reference or I/O signals.</li> <li>2. Specified temperatures are based on data collected. Exceptions for surface mount re-flow are specified by applicable JEDEC standards.</li> <li>3. T<sub>ABSOLUTE STORAGE</sub> applies to the un-assembled component only and does not apply to the shipping media, moisture barrier bags or desiccant.</li> <li>4. Intel-branded board products are certified to meet the following temperature and humidity limits that are given as an example only (Non-Operating Temperature Limit: -40 °C to 70 °C, Humidity 50% to 90%, non-condensing with a maximum wet bulb of 28 °C). Post board attach storage temperature limits are not specified for non-Intel branded boards.</li> <li>5. The JEDEC, J-JSTD-020 moisture level rating and associated handling practices apply to all moisture sensitive devices removed from the moisture barrier bag.</li> <li>6. Nominal temperature and humidity conditions and durations are given and tested within the constraints imposed by T<sub>SUSTAINED STORAGE</sub> and customer shelf life in applicable Intel boxes and bags.</li> </ol> |   |             |          |         |





## 9 U-Processor Ball Information

---

The U-Processor is available in the BGA package (BGA1356). [Figure 9-1](#), [Figure 9-2](#), [Figure 9-3](#), and [Figure 9-4](#) provide a top view of the Ball map per quadrant. [Table 9-1](#) provides the Ball list.




Figure 9-1. U-Processor Ball Map (Top View, Upper-Left Quadrant)

|    | 71                      | 70                            | 69                            | 68                      | 67                      | 66                            | 65                            | 64                            | 63                      | 62               | 61                      | 60                            | 59                            | 58  | 57      | 56          | 55                                    | 54                                    | 53          | 52                                     | 51                                     | 50                                    | 49                                    | 48                                     | 47                                    | 46                                    | 45                                    | 44                                    | 43         | 42         | 41                      | 40                            | 39                            | 38                            | 37                      | 36  |     |     |
|----|-------------------------|-------------------------------|-------------------------------|-------------------------|-------------------------|-------------------------------|-------------------------------|-------------------------------|-------------------------|------------------|-------------------------|-------------------------------|-------------------------------|-----|---------|-------------|---------------------------------------|---------------------------------------|-------------|--|--|---------------------------------------|---------------------------------------|--|---------------------------------------|---------------------------------------|---------------------------------------|---------------------------------------|------------|------------|-------------------------|-------------------------------|-------------------------------|-------------------------------|-------------------------|-----|-----|-----|
| BB | ---                     | VSS                           | RSVD_TP                       | RSVD_TP                 | VSS                     | VccGT_x                       | DDR0_DQ[6] / DDR0_DQ[2]       | VSS                           | DDR0_DQ[7] / DDR0_DQ[3] | ---              | DDR0_DQ[8] / DDR0_DQ[4] | VSS                           | DDR0_DQ[6] / DDR0_DQ[2]       | --- | VccGT_x | DDR0_CKE[1] | VSS                                   | DDR0_MA[9] / DDR0_CAA[1] / DDR0_MA[9] | ---         | DDR0_MA[4]                             | VDDQ                                   | DDR0_MA[1] / DDR0_CAB[8] / DDR0_MA[1] | ---                                   | DDR1_MA[8] / DDR1_CAA[3] / DDR1_MA[8]  | VDDQ                                  | DDR1_MA[3]                            | ---                                   | DDR1_BA[0] / DDR1_CAB[4] / DDR1_BA[0] | VSS        | DDR1_CS[0] | VDDQ                    | ---                           | DDR0_DQ[3] / DDR1_DQ[4]       | VSS                           | DDR0_DQ[3] / DDR1_DQ[7] | --- |     |     |
| BA | VSS                     | RSVD_TP                       | ---                           | RSVD_TP                 | DDR1_VREF_DQ            | VSS                           | DDR0_DQ[2] / DDR0_DQ[6]       | DDR0_DOS_P[2] / DDR0_DOS_N[4] | DDR0_DQ[2] / DDR0_DQ[8] | VSS              | DDR0_DQ[2] / DDR0_DQ[0] | DDR0_DOS_P[5]                 | DDR0_DQ[3] / DDR0_DQ[6]       | --- | VSS     | DDR0_CKE[0] | DDR0_MA[1] / DDR0_CAA[5] / DDR0_MA[1] | DDR0_MA[1] / DDR0_CAA[1] / DDR0_MA[1] | VSS         | DDR0_CAA[2] / DDR0_CAA[2] / DDR0_MA[6] | DDR0_MA[5] / DDR0_CAA[2] / DDR0_MA[5]  | DDR0_MA[3]                            | DDR1_MA[6] / DDR1_CAA[2] / DDR1_MA[6] | DDR1_MA[4]                             | DDR1_CAB[9] / DDR1_MA[0]              | VSS                                   | DDR1_BA[1] / DDR1_CAB[3] / DDR1_BA[1] | DDR1_MA[1] / DDR1_CAB[3] / DDR1_MA[1] | DDR1_CS[1] | VSS        | ---                     | DDR0_DQ[3] / DDR1_DQ[5]       | DDR0_DOS_N[4] / DDR1_DOS_N[0] | DDR0_DQ[3] / DDR1_DQ[6]       | VSS                     |     |     |     |
| AV | VSS                     | ---                           | ---                           | DDR0_VREF_DQ            | DDR_VREF_CA             | VSS                           | DDR0_DQ[1] / DDR0_DQ[5]       | DDR0_DOS_P[2] / DDR0_DOS_P[4] | DDR0_DQ[1] / DDR0_DQ[5] | ---              | DDR0_DQ[2] / DDR0_DQ[4] | DDR0_DOS_N[5]                 | DDR0_DQ[3] / DDR0_DQ[7]       | --- | ---     | DDR0_CKE[3] | DDR0_BA[2] / DDR0_MA[1] / DDR0_BG[0]  | DDR0_MA[1] / DDR0_CAA[4] / DDR0_MA[1] | ---         | DDR0_MA[8] / DDR0_MA[2] / DDR0_MA[8]   | DDR0_MA[0] / DDR0_CAB[5] / DDR0_MA[0]  | DDR0_MA[0]                            | DDR1_MA[5] / DDR1_CAA[0] / DDR1_MA[5] | DDR1_MA[2] / DDR1_CAB[5] / DDR1_MA[2]  | DDR1_MA[1] / DDR1_CAB[8] / DDR1_MA[1] | ---                                   | DDR1_WE# / DDR1_CAS[4] / DDR1_MA[1]   | DDR1_CAS[1] / DDR1_MA[5]              | DDR1_CS[1] | ---        | DDR0_DQ[3] / DDR1_DQ[0] | DDR0_DOS_P[4] / DDR1_DOS_P[0] | DDR0_DQ[3] / DDR1_DQ[7]       | ---                           |                         |     |     |     |
| AW | RSVD_TP                 | RSVD_TP                       | RSVD                          | RSVD                    | DDR_VTT_C_NTL           | ---                           | DDR0_DQ[1] / DDR0_DQ[3]       | VSS                           | DDR0_DQ[1] / DDR0_DQ[4] | VSS              | DDR0_DQ[2] / DDR0_DQ[1] | VSS                           | DDR0_DQ[2] / DDR0_DQ[3]       | --- | VSS     | DDR0_CKE[2] | VSS                                   | DDR0_MA[1] / DDR0_CAA[7] / DDR0_MA[1] | VSS         | DDR0_CAA[4] / DDR0_CAA[4] / DDR0_MA[7] | DDR0_MA[7] / DDR0_CAA[4] / DDR0_MA[7]  | DDR0_ALER_T                           | VSS                                   | RSVD                                   | VSS                                   | DDR1_MA[1] / DDR1_CAB[0] / DDR1_MA[1] | VSS                                   | DDR1_RAS# / DDR1_CAB[6] / DDR1_MA[1]  | VSS        | DDR1_CS[1] | VSS                     | ---                           | DDR0_DQ[3] / DDR1_DQ[1]       | VSS                           | DDR0_DQ[3] / DDR1_DQ[3] | VSS |     |     |
| AV | VSS                     | VSS                           | VSS                           | VSS                     | ---                     | ---                           | ---                           | ---                           | ---                     | ---              | ---                     | ---                           | ---                           | --- | ---     | ---         | ---                                   | ---                                   | ---         | ---                                    | ---                                    | ---                                   | ---                                   | ---                                    | ---                                   | ---                                   | ---                                   | ---                                   | ---        | ---        | ---                     | ---                           | ---                           | ---                           | ---                     | --- | --- | --- |
| AU | DDR0_DQ[0]              | DDR0_DQ[4]                    | DDR0_DQ[5]                    | DDR0_DQ[1]              | ---                     | ---                           | DDR1_DQ[1] / DDR0_DQ[9]       | DDR1_DQ[2] / DDR0_DQ[5]       | ---                     | VccGT_x          | ---                     | DDR1_DQ[1] / DDR0_DQ[7]       | DDR1_DQ[3] / DDR0_DQ[3]       | --- | VccGT_x | RSVD        | DDR0_CKE[1]                           | ---                                   | DDR0_CKN[0] | DDR0_BA[0] / DDR0_CAB[4] / DDR0_BA[0]  | ---                                    | DDR0_CAB[3] / DDR0_MA[6]              | DDR0_CAS# / DDR0_CAB[1] / DDR0_MA[5]  | ---                                    | DDR0_CAS# / DDR0_CAB[0] / DDR0_MA[3]  | DDR0_CKN[0]                           | DDR0_CS[1]                            | VDDQ                                  | ---        | ---        | DDR1_DQ[3] / DDR1_DQ[6] | ---                           | VSS                           | DDR1_DQ[3] / DDR1_DQ[9]       | ---                     |     |     |     |
| AT | VSS                     | DDR0_DOS_P[1]                 | DDR0_DOS_N[1]                 | VSS                     | ---                     | ---                           | DDR1_DQ[1] / DDR0_DQ[8]       | DDR1_DQ[2] / DDR0_DQ[4]       | ---                     | VSS              | ---                     | DDR1_DQ[2] / DDR0_DQ[6]       | DDR1_DQ[3] / DDR0_DQ[2]       | --- | VSS     | DDR0_CKP[1] | DDR0_MA[1] / DDR0_CAB[1] / DDR0_MA[1] | ---                                   | DDR0_CKP[0] | DDR0_PAR                               | ---                                    | DDR0_CAB[0] / DDR0_MA[0]              | DDR0_BA[1] / DDR0_CAB[2] / DDR0_BA[1] | ---                                    | DDR0_CAB[6] / DDR0_BA[1]              | DDR0_ODT[4]                           | DDR0_ODT[1]                           | DDR0_ODT[1]                           | VSS        | ---        | DDR1_DQ[3] / DDR1_DQ[7] | DDR1_DOS_N[4] / DDR1_DOS_N[2] | DDR1_DQ[3] / DDR1_DQ[8]       | ---                           |                         |     |     |     |
| AR | DDR0_DQ[2]              | DDR0_DQ[8]                    | DDR0_DQ[3]                    | DDR0_DQ[9]              | ---                     | ---                           | DDR1_DOS_N[2] / DDR0_DOS_N[6] | DDR1_DOS_P[2] / DDR0_DOS_P[6] | ---                     | VSS              | ---                     | DDR1_DOS_N[3] / DDR0_DOS_N[7] | DDR1_DOS_P[3] / DDR0_DOS_P[7] | --- | VSS     | ZVM#        | VSS                                   | ---                                   | VSS         | DDR0_CKN[0]                            | DDR0_CAB[0]                            | DDR0_CAB[0]                           | VSS                                   | VSS                                    | VSS                                   | VSS                                   | VSS                                   | VSS                                   | VSS        | VSS        | VSS                     | ---                           | DDR1_DQ[3] / DDR1_DQ[0]       | DDR1_DOS_P[4] / DDR1_DOS_P[2] | DDR1_DQ[3] / DDR1_DQ[3] | --- |     |     |
| AP | ---                     | VSS                           | ---                           | VSS                     | ---                     | ---                           | DDR1_DQ[2] / DDR0_DQ[5]       | DDR1_DQ[1] / DDR0_DQ[5]       | ---                     | VSS              | ---                     | DDR1_DQ[2] / DDR0_DQ[6]       | DDR1_DQ[2] / DDR0_DQ[8]       | --- | VSS     | MSM#        | DDR1_CKE[1]                           | ---                                   | DDR1_CKE[3] | DDR1_CAA[5] / DDR1_BG[0]               | DDR1_CAA[1] / DDR1_CAA[1] / DDR1_MA[9] | DDR1_MA[9]                            | ---                                   | DDR1_CAA[6] / DDR1_CAA[1] / DDR1_MA[7] | DDR1_CKP[1]                           | DDR1_CKP[0]                           | DDR1_CKN[0]                           | DDR1_PAR                              | VSS        | ---        | DDR1_DQ[3] / DDR1_DQ[2] | ---                           | VSS                           | DDR1_DQ[3] / DDR1_DQ[2]       | ---                     |     |     |     |
| AN | DDR0_DQ[7]              | DDR0_DQ[6]                    | DDR0_DQ[3]                    | DDR0_DQ[2]              | ---                     | ---                           | DDR1_DQ[2] / DDR0_DQ[2]       | DDR1_DQ[1] / DDR0_DQ[4]       | ---                     | VSS              | ---                     | DDR1_DQ[2] / DDR0_DQ[1]       | DDR1_DQ[2] / DDR0_DQ[9]       | --- | VSS     | ---         | DDR1_CKE[0]                           | DDR1_CKE[2]                           | ---         | DDR1_MA[1] / DDR1_CAA[5] / DDR1_BG[1]  | DDR1_MA[1] / DDR1_CAA[4] / DDR1_MA[1]  | DDR1_MA[1] / DDR1_CAA[6] / DDR1_MA[1] | DDR1_MA[1] / DDR1_CAA[7] / DDR1_MA[1] | ---                                    | DDR1_CKP[1]                           | DDR1_CKN[0]                           | DDR1_CKN[0]                           | DDR1_ALER_T#                          | VSS        | ---        | VSS                     | VSS                           | VSS                           | VSS                           | ---                     |     |     |     |
| AM | VSS                     | DDR0_DOS_N[0]                 | DDR0_DOS_P[0]                 | VSS                     | ---                     | ---                           | ---                           | ---                           | ---                     | VSS              | VSS                     | ---                           | VccGT_x                       | --- | VccGT_x | VccGT_x     | VSS                                   | VccGT_x                               | VccGT_x     | VccGT_x                                | VccGT_x                                | VccGT_x                               | VccGT_x                               | VccGT_x                                | VSS                                   | VSS                                   | VSS                                   | VSS                                   | VCCIO      | VDDQ_C     | VCC                     | VCC                           | VCC                           | VCC                           | VCC                     | --- |     |     |
| AL | DDR0_DQ[0]              | DDR0_DQ[4]                    | DDR0_DQ[5]                    | DDR0_DQ[1]              | ---                     | VSS                           | VSS                           | VSS                           | VCCCE_OPIO_SENSE        | VSSG_Tx_SE_NSE   | VccGT_x                 | VSS                           | VSS                           | --- | VSS     | VccGT_x     | VSS                                   | VccGT_x                               | VSS         | VccGT_x                                | VSS                                    | VccGT_x                               | VSS                                   | VSS                                    | VccGT_x                               | VSS                                   | VccGT_x                               | VSS                                   | VccGT_x    | VCCIO      | VCC                     | VSS                           | VCC                           | VCC                           | VCC                     | --- |     |     |
| AK | ---                     | VccGT_x                       | VSS                           | VSS                     | DDR1_DQ[6] / DDR0_DQ[2] | DDR1_DQ[7] / DDR0_DQ[2]       | DDR1_DQ[3] / DDR0_DQ[8]       | DDR1_DQ[1] / DDR0_DQ[9]       | ---                     | VSS              | VCCCE_OPIO_SENSE        | VccGT_x                       | VSS                           | VSS | ---     | VccGT_x     | VccGT_x                               | VccGT_x                               | VccGT_x     | VccGT_x                                | VccGT_x                                | VccGT_x                               | VccGT_x                               | VccGT_x                                | VccGT_x                               | VccGT_x                               | VccGT_x                               | VccGT_x                               | VccGT_x    | VccGT_x    | VccGT_x                 | VCC                           | VCC                           | VCC                           | VCC                     | --- |     |     |
| AJ | ---                     | ---                           | ---                           | ---                     | ---                     | ---                           | ---                           | ---                           | ---                     | VSSCE_OPIO_SENSE | ---                     | ---                           | ---                           | --- | ---     | ---         | ---                                   | ---                                   | ---         | ---                                    | ---                                    | ---                                   | ---                                   | ---                                    | ---                                   | ---                                   | ---                                   | ---                                   | ---        | ---        | ---                     | ---                           | ---                           | ---                           | ---                     | --- | --- |     |
| AH | DDR1_DQ[1] / DDR0_DQ[2] | DDR1_DQ[1] / DDR0_DQ[3]       | DDR1_DQ[1] / DDR0_DQ[1]       | DDR1_DQ[1] / DDR0_DQ[2] | VSS                     | DDR1_DOS_N[0] / DDR0_DOS_N[2] | DDR1_DOS_P[0] / DDR0_DOS_P[2] | VSS                           | VSS                     | ---              | ---                     | ---                           | ---                           | --- | ---     | ---         | ---                                   | ---                                   | ---         | ---                                    | ---                                    | ---                                   | ---                                   | ---                                    | ---                                   | ---                                   | ---                                   | ---                                   | ---        | ---        | ---                     | ---                           | ---                           | ---                           | ---                     | --- | --- | --- |
| AG | VSS                     | DDR1_DOS_P[1] / DDR0_DOS_P[3] | DDR1_DOS_N[1] / DDR0_DOS_N[3] | ---                     | ---                     | ---                           | ---                           | ---                           | ---                     | VCCCE_OPIO       | ---                     | ---                           | ---                           | --- | ---     | ---         | ---                                   | ---                                   | ---         | ---                                    | ---                                    | ---                                   | ---                                   | ---                                    | ---                                   | ---                                   | ---                                   | ---                                   | ---        | ---        | ---                     | ---                           | ---                           | ---                           | ---                     | --- | --- | --- |
| AF | DDR1_DQ[1] / DDR0_DQ[2] | DDR1_DQ[1] / DDR0_DQ[2]       | DDR1_DQ[1] / DDR0_DQ[2]       | DDR1_DQ[1] / DDR0_DQ[2] | DDR1_DQ[5]              | DDR1_DQ[1] / DDR0_DQ[1]       | DDR1_DQ[0] / DDR0_DQ[6]       | VSS                           | ---                     | ---              | ---                     | ---                           | ---                           | --- | ---     | ---         | ---                                   | ---                                   | ---         | ---                                    | ---                                    | ---                                   | ---                                   | ---                                    | ---                                   | ---                                   | ---                                   | ---                                   | ---        | ---        | ---                     | ---                           | ---                           | ---                           | ---                     | --- | --- | --- |
| AE | ---                     | N/A                           | VSS                           | VSS                     | VSS                     | VSS                           | VSS                           | VSS                           | VSS                     | VSS              | VSS                     | VSS                           | VSS                           | --- | ---     | ---         | ---                                   | ---                                   | ---         | ---                                    | ---                                    | ---                                   | ---                                   | ---                                    | ---                                   | ---                                   | ---                                   | ---                                   | ---        | ---        | ---                     | ---                           | ---                           | ---                           | ---                     | --- | --- | --- |
| AD | ---                     | ---                           | ---                           | ---                     | ---                     | ---                           | ---                           | ---                           | ---                     | ---              | ---                     | ---                           | ---                           | --- | ---     | ---         | ---                                   | ---                                   | ---         | ---                                    | ---                                    | ---                                   | ---                                   | ---                                    | ---                                   | ---                                   | ---                                   | ---                                   | ---        | ---        | ---                     | ---                           | ---                           | ---                           | ---                     | --- | --- | --- |
| AC | VCCGT_T                 | VCCGT_T                       | VCCGT_T                       | VCCGT_T                 | VCCGT_T                 | VCCGT_T                       | VCCGT_T                       | VCCGT_T                       | VCCGT_T                 | VCCGT_T          | VCCGT_T                 | VCCGT_T                       | VCCGT_T                       | --- | ---     | ---         | ---                                   | ---                                   | ---         | ---                                    | ---                                    | ---                                   | ---                                   | ---                                    | ---                                   | ---                                   | ---                                   | ---                                   | ---        | ---        | ---                     | ---                           | ---                           | ---                           | ---                     | --- | --- | --- |
| AB | ---                     | ---                           | ---                           | ---                     | ---                     | ---                           | ---                           | ---                           | ---                     | ---              | ---                     | ---                           | ---                           | --- | ---     | ---         | ---                                   | ---                                   | ---         | ---                                    | ---                                    | ---                                   | ---                                   | ---                                    | ---                                   | ---                                   | ---                                   | ---                                   | ---        | ---        | ---                     | ---                           | ---                           | ---                           | ---                     | --- | --- | --- |



Figure 9-2. U-Processor Ball Map (Top View, Upper-Right Quadrant)

|    | 35                          | 34                            | 33                          | 32                            | 31                            | 30                          | 29                          | 28                          | 27                          | 26                          | 25                          | 24           | 23            | 22                   | 21                  | 20           | 19               | 18               | 17             | 16               | 15                       | 14                       | 13   | 12                                   | 11                     | 10                              | 9                         | 8                       | 7                     | 6                    | 5                     | 4                     | 3                     | 2                     | 1           |     |
|----|-----------------------------|-------------------------------|-----------------------------|-------------------------------|-------------------------------|-----------------------------|-----------------------------|-----------------------------|-----------------------------|-----------------------------|-----------------------------|--------------|---------------|----------------------|---------------------|--------------|------------------|------------------|----------------|------------------|--------------------------|--------------------------|--|--------------------------------------|------------------------|---------------------------------|---------------------------|-------------------------|-----------------------|----------------------|-----------------------|-----------------------|-----------------------|-----------------------|-------------|-----|
| BB | DDR0_DQ[4,4] / DDR1_DQ[1,2] | VSS                           | DDR0_DQ[4,7] / DDR1_DQ[1,5] | VDDQ                          | DDR0_DQ[5,2] / DDR1_DQ[3,6]   | VSS                         | DDR0_DQ[5,7] / DDR1_DQ[3,9] | VSS                         | DDR0_DQ[6,0] / DDR1_DQ[4,4] | VSS                         | DDR0_DQ[6,3] / DDR1_DQ[4,7] | VSS          | VDDQ          | HDA_SDO7 / I2S0_TXD  | VSS                 | DSW_PWROK    | VSS              | GPD9 / SLP_WLAN# | WAKE#          | VCCRTC           | GPP_A3 / LAD2 / ESP1_I02 | VSS                      | GPP_A7 / PIQRA#                                  | VSS                                  | DCPRTC                 | GPP_A16 / SD_IP8_SEL            | VSS                       | GPP_A20 / ISH_GP2       | VSS                   | TP4                  | RSVD                  | TP2                   | RSVD                  | VSS                   |             |     |
| BA | DDR0_DQ[4,5] / DDR1_DQ[1,3] | DDR0_DOS_P[5] / DDR1_DOS_P[1] | DDR0_DQ[4,6] / DDR1_DQ[1,4] | VSS                           | DDR0_DOS_N[6] / DDR1_DOS_N[4] | DDR0_DQ[5,3] / DDR1_DQ[3,7] | VSS                         | DDR0_DQ[5,6] / DDR1_DQ[3,8] | VSS                         | DDR0_DQ[6,1] / DDR1_DQ[4,5] | DDR0_DQ[6,2] / DDR1_DQ[4,6] | VSS          | VSS           | HDA_SWG / I2S0_SFRM  | HDA_SDO0 / I2S0_RXD | PCH_PWROK    | VSS              | GPD8 / SUSCLK    | GPD5 / SLP_4#  | GPD3 / PWRTN#    | VSS                      | GPP_A2 / LAD1 / ESP1_I01 | GPP_A5 / LFRAM_E# / ESP1_CS#                     | GPP_A14 / SUS_S / TAT# / ESP1_RESET# | VSS                    | GPP_A17 / SD_P0                 | GPP_A14 / WR_N# / ISH_GP7 | GPP_A19 / ISH_GP1       | GPP_A21 / ISH_GP3     | VSS                  | GPP_B3 / CPU_GP2      | RSVD                  | RSVD                  | VSS                   |             |     |
| AY | DDR0_DQ[4,0] / DDR1_DQ[8,1] | DDR0_DQ[4,1] / DDR1_DQ[1,0]   | VSS                         | DDR0_DQ[4,8] / DDR1_DQ[3,2]   | DDR0_DQ[5,1] / DDR1_DQ[3,4]   | VSS                         | DDR0_DQ[5,6] / DDR1_DQ[4,0] | VSS                         | DDR0_DQ[5,7] / DDR1_DQ[4,1] | DDR0_DQ[5,8] / DDR1_DQ[4,2] | VSS                         | VSS          | VSS           | HDA_BLK / I2S0_SCLK  | HDA_SDO1 / I2S1_RXD | I2S1_SFRM    | VSS              | RSMR_ST#         | GPD10 / SLP_5# | GPD1 / ACPRESENT | VSS                      | GPP_A1 / LAD0 / ESP1_I00 | GPP_A4 / LAD3 / ESP1_I03                         | GPP_A8 / SERIRQ                      | VSS                    | GPP_A10 / CLK0_UT_LP_CLK        | GPP_A18 / ISH_GP0         | GPP_A22 / ISH_GP4       | VSS                   | GPP_B4 / CPU_GP3     | TP1                   | RSVD                  | RSVD                  |                       |             |     |
| AW | DDR0_DQ[4,1] / DDR1_DQ[9,1] | VSS                           | DDR0_DQ[4,3] / DDR1_DQ[1,1] | VSS                           | DDR0_DQ[4,9] / DDR1_DQ[3,3]   | VSS                         | DDR0_DQ[5,5] / DDR1_DQ[4,1] | VSS                         | DDR0_DQ[5,7] / DDR1_DQ[4,3] | DDR0_DQ[5,8] / DDR1_DQ[4,4] | VSS                         | VSS          | VSS           | HDA_RST# / I2S1_SCLK | VSS                 | I2S1_TXD     | VSS              | GPD11 / LANPHYC  | VSS            | SLP_LAN#         | VSS                      | GPP_A0 / RCIN#           | VSS  | GPP_A11 / CLKRUN#                    | VSS                    | GPP_A9 / CLK0_UT_LP_CLK         | VSS                       | GPP_A23 / ISH_GP5       | VSS                   | GPP_B14 / SPKR       | N/A                   | SPIO_MISO             | SPIO_I02              | RSVD                  |             |     |
| AV | VSS                         | VSS                           | VSS                         | VSS                           | VSS                           | VSS                         | VSS                         | VSS                         | VSS                         | VSS                         | VSS                         | VSS          | VSS           | VSS                  | VSS                 | VSS          | VSS              | VSS              | VSS            | VSS              | VSS                      | VSS                      | VSS  | VSS                                  | VSS                    | VSS                             | VSS                       | VSS                     | VSS                   | VSS                  | VSS                   | VSS                   | VSS                   | VSS                   | VSS         |     |
| AU | VDDQ                        | VSS                           | DDR1_DQ[4,1] / DDR1_DQ[5,5] | VSS                           | DDR1_DQ[4,2] / DDR1_DQ[2,6]   | VSS                         | VDDQ                        | DDR1_DQ[4,8]                | DDR1_DQ[5,1]                | VSS                         | VDDQ                        | DDR1_DQ[5,7] | DDR1_DQ[5,8]  | VSS                  | DDR_RCOM_P[2]       | VSS          | VSS              | VSS              | PCH_POPROMP    | VSS              | VSS                      | VSS                      | GPD0 / BATLOW#                                   | VSS                                  | GPP_A11 / PME#         | VSS                             | GPP_B9 / SRCLK_KREQ_4#    | GPP_B10 / SRCLK_KREQ_5# | VSS                   | TP5                  | SPIO_I03              | SPIO_CS0#             | SPIO_CS1#             | SPIO_CS2#             |             |     |
| AT | VSS                         | VSS                           | DDR1_DQ[4,0] / DDR1_DQ[2,4] | DDR1_DOS_N[5] / DDR1_DOS_N[3] | DDR1_DQ[4,3] / DDR1_DQ[2,7]   | VSS                         | DDR1_DQ[4,9]                | DDR1_DQ[5,0]                | VSS                         | DDR1_DQ[5,6]                | DDR1_DQ[5,9]                | VSS          | DDR_RCOM_P[1] | PROC_POPCOMP         | GPD7 / RSVDD        | DRAM_RESE_T# | VSS              | VSS              | VSS            | VSS              | VSS                      | VSS                      | GPP_B12 / SUSA_0#                                | GPP_B8 / SRCLK_KREQ_3#               | VSS                    | GPP_B15 / GSP10_KREQ_2#         | GPP_B16 / SRCLK_KREQ_1#   | VSS                     | TP6                   | VSS                  | VSS                   | VSS                   | EMMC_RCO_MP           |                       |             |     |
| AR | VSS                         | VSS                           | DDR1_DQ[4,4] / DDR1_DQ[2,8] | DDR1_DOS_P[5] / DDR1_DOS_P[3] | DDR1_DQ[4,6] / DDR1_DQ[3,0]   | VSS                         | DDR1_DOS_P[6]               | DDR1_DOS_N[6]               | VSS                         | DDR1_DOS_N[7]               | DDR1_DQ[5,7]                | VSS          | DDR_RCOM_P[0] | VSS                  | VSS                 | VSS          | VSS              | VSS              | VSS            | VSS              | VSS                      | VSS                      | GPP_A13 / SUSWRN# / SUSWRDACK                    | VSS                                  | GPP_B5 / SRCLK_KREQ_0# | VSS                             | VSS                       | GPP_B18 / GSP10_MOSI    | VSS                   | VSS                  | VSS                   | VSS                   | VSS                   | VSS                   |             |     |
| AP | VSS                         | VSS                           | DDR1_DQ[4,5] / DDR1_DQ[2,9] | VSS                           | DDR1_DQ[4,7] / DDR1_DQ[3,1]   | VSS                         | DDR1_DQ[5,2]                | DDR1_DQ[5,5]                | VSS                         | DDR1_DQ[6,1]                | DDR1_DQ[6,2]                | VSS          | VSS           | VSS                  | VSS                 | VSS          | VSS              | VSS              | VSS            | VSS              | VSS                      | VSS                      | GPP_A14 / LDODFF# / GPP_A12 / BM_B_US# / ISH_GP6 | VSS                                  | GPP_A15 / SUSA_CK#     | VSS                             | GPP_B17 / GSP10_MISO      | GPP_B16 / GSP10_CLK     | VSS                   | GPP_B19 / GSP11_MISO | GPP_B12 / EMMC_CMD    | GPP_F15 / EMMC_DATA_2 | GPP_F13 / EMMC_DATA_0 | GPP_F14 / EMMC_DATA_1 |             |     |
| AN | VSS                         | VSS                           | VSS                         | VSS                           | VSS                           | VSS                         | DDR1_DQ[5,3]                | DDR1_DQ[5,4]                | VSS                         | DDR1_DQ[6,0]                | DDR1_DQ[6,3]                | VSS          | VSS           | SRTCR_ST#            | VSS                 | GPD6 / SLP_# | SLP_US#          | VSS              | VSS            | VSS              | VSS                      | GPP_B1 / CORE_VID1       | GPP_B0 / CORE_VID0                               | GPP_B13 / PLTRS_T#                   | VSS                    | GPP_B15 / GSP10_CS#             | GPP_B20 / GSP11_CLK       | VSS                     | GPP_B21 / GSP11_MOSI  | VSS                  | GPP_F16 / EMMC_DATA_3 | GPP_F18 / EMMC_DATA_5 | GPP_F17 / EMMC_DATA_4 |                       |             |     |
| AM | VCC                         | VCC                           | VCC                         | VCCIO                         | VCCIO                         | VSS                         | VSS                         | VSS                         | VCCIO_SENSE                 | VSSIO_SENSE                 | VSS                         | RTCX2        | VSS           | RTCX1                | VSS                 | RTCR_T#      | GPD2 / LAN_WAKE# | VSS              | VSS            | VSS              | VSS                      | GPP_B2 / VRALERT#        | GPP_B11 / EXT_P_WPG_ATE#                         | VSS                                  | VSS                    | GPP_B23 / SMLLA_LERT# / PCHHOT# | VSS                       | GPP_B19 / GSP11_CS#     | GPP_F19 / EMMC_DATA_6 | GPP_F22 / EMMC_CLK   | GPP_F21 / EMMC_RCLK   | GPP_F20 / EMMC_DATA_7 |                       |                       |             |     |
| AL | VSS                         | VCC                           | VSS                         | VCCIO                         | VSS                           | RSVD                        | RSVD                        | VCCPL_S0C                   | VSS                         | VSS                         | VSS                         | VSS          | VSS           | VSS                  | VSS                 | VSS          | VSS              | VSS              | VSS            | VSS              | VSS                      | VSS                      | VSS  | VSS                                  | VSS                    | VSS                             | VSS                       | VSS                     | VSS                   | VSS                  | VSS                   | VSS                   | VSS                   | VSS                   | DCWP_SW1_P0 |     |
| AK | VCC                         | VCC                           | RSVD                        | VCCIO                         | VCCIO                         | VSS                         | VSS                         | VCCS_A                      | VSS                         | VSS                         | VCCPR_IM_3p3                | VCCRT_C      | VSS           | VCCRT_CPRIM_3p3      | VSS                 | VCCD_SW_3p3  | VCCSP_1          | VSS              | VSS            | VSS              | VSS                      | VSS                      | VSS  | VSS                                  | VSS                    | VSS                             | VSS                       | VSS                     | VSS                   | VSS                  | VSS                   | VSS                   | VSS                   | VSS                   | VSS         | VSS |
| AJ | VSS                         | VSS                           | VSS                         | VSS                           | VSS                           | VSS                         | VSS                         | VSS                         | VSS                         | VSS                         | VSS                         | VSS          | VSS           | VSS                  | VSS                 | VSS          | VSS              | VSS              | VSS            | VSS              | VSS                      | VSS                      | VSS  | VSS                                  | VSS                    | VSS                             | VSS                       | VSS                     | VSS                   | VSS                  | VSS                   | VSS                   | VSS                   | VSS                   | VSS         | VSS |
| AH | VSS                         | VSS                           | VSS                         | VSS                           | VSS                           | VSS                         | VSS                         | VSS                         | VSS                         | VSS                         | VSS                         | VSS          | VSS           | VSS                  | VSS                 | VSS          | VSS              | VSS              | VSS            | VSS              | VSS                      | VSS                      | VSS  | VSS                                  | VSS                    | VSS                             | VSS                       | VSS                     | VSS                   | VSS                  | VSS                   | VSS                   | VSS                   | VSS                   | VSS         | VSS |
| AG | VSS                         | VSS                           | VSS                         | VSS                           | VSS                           | VSS                         | VSS                         | VSS                         | VSS                         | VSS                         | VSS                         | VSS          | VSS           | VSS                  | VSS                 | VSS          | VSS              | VSS              | VSS            | VSS              | VSS                      | VSS                      | VSS  | VSS                                  | VSS                    | VSS                             | VSS                       | VSS                     | VSS                   | VSS                  | VSS                   | VSS                   | VSS                   | VSS                   | VSS         | VSS |
| AF | VSS                         | VSS                           | VSS                         | VSS                           | VSS                           | VSS                         | VSS                         | VSS                         | VSS                         | VSS                         | VSS                         | VSS          | VSS           | VSS                  | VSS                 | VSS          | VSS              | VSS              | VSS            | VSS              | VSS                      | VSS                      | VSS  | VSS                                  | VSS                    | VSS                             | VSS                       | VSS                     | VSS                   | VSS                  | VSS                   | VSS                   | VSS                   | VSS                   | VSS         | VSS |
| AE | VSS                         | VSS                           | VSS                         | VSS                           | VSS                           | VSS                         | VSS                         | VSS                         | VSS                         | VSS                         | VSS                         | VSS          | VSS           | VSS                  | VSS                 | VSS          | VSS              | VSS              | VSS            | VSS              | VSS                      | VSS                      | VSS  | VSS                                  | VSS                    | VSS                             | VSS                       | VSS                     | VSS                   | VSS                  | VSS                   | VSS                   | VSS                   | VSS                   | VSS         | VSS |
| AD | VSS                         | VSS                           | VSS                         | VSS                           | VSS                           | VSS                         | VSS                         | VSS                         | VSS                         | VSS                         | VSS                         | VSS          | VSS           | VSS                  | VSS                 | VSS          | VSS              | VSS              | VSS            | VSS              | VSS                      | VSS                      | VSS  | VSS                                  | VSS                    | VSS                             | VSS                       | VSS                     | VSS                   | VSS                  | VSS                   | VSS                   | VSS                   | VSS                   | VSS         | VSS |
| AC | VSS                         | VSS                           | VSS                         | VSS                           | VSS                           | VSS                         | VSS                         | VSS                         | VSS                         | VSS                         | VSS                         | VSS          | VSS           | VSS                  | VSS                 | VSS          | VSS              | VSS              | VSS            | VSS              | VSS                      | VSS                      | VSS  | VSS                                  | VSS                    | VSS                             | VSS                       | VSS                     | VSS                   | VSS                  | VSS                   | VSS                   | VSS                   | VSS                   | VSS         | VSS |
| AB | VSS                         | VSS                           | VSS                         | VSS                           | VSS                           | VSS                         | VSS                         | VSS                         | VSS                         | VSS                         | VSS                         | VSS          | VSS           | VSS                  | VSS                 | VSS          | VSS              | VSS              | VSS            | VSS              | VSS                      | VSS                      | VSS  | VSS                                  | VSS                    | VSS                             | VSS                       | VSS                     | VSS                   | VSS                  | VSS                   | VSS                   | VSS                   | VSS                   | VSS         | VSS |



Figure 9-3. U-Processor Ball Map (Top View, Lower-Left Quadrant)

|    | 71      | 70      | 69        | 68      | 67          | 66          | 65        | 64            | 63           | 62          | 61           | 60           | 59           | 58           | 57         | 56           | 55           | 54           | 53            | 52           | 51           | 50           | 49           | 48           | 47           | 46           | 45           | 44           | 43           | 42           | 41           | 40           | 39           | 38           | 37           | 36           |              |              |        |        |
|----|---------|---------|-----------|---------|-------------|-------------|-----------|---------------|--------------|-------------|--------------|--------------|--------------|--------------|------------|--------------|--------------|--------------|---------------|--------------|--------------|--------------|--------------|--------------|--------------|--------------|--------------|--------------|--------------|--------------|--------------|--------------|--------------|--------------|--------------|--------------|--------------|--------------|--------|--------|
| AA | VCC GT  | VCC GT  | VCC GT    | VSS     | VCC GT      | VCC GT      | VSS       | VCC GT        | VCC GT       | VCC GT      | VCC GT       | VCC GT       | VCC GT       | VCC GT       | VCC GT     | VCC GT       | VCC GT       | VCC GT       | VCC GT        | VCC GT       | VCC GT       | VCC GT       | VCC GT       | VCC GT       | VCC GT       | VCC GT       | VCC GT       | VCC GT       | VCC GT       | VCC GT       | VCC GT       | VCC GT       | VCC GT       | VCC GT       | VCC GT       | VCC GT       | VCC GT       | VCC GT       |        |        |
| Y  | VCC GT  | VCC GT  | VCC GT    | VCC GT  | VCC GT      | VCC GT      | VCC GT    | VCC GT        | VCC GT       | VCC GT      | VCC GT       | VCC GT       | VCC GT       | VCC GT       | VCC GT     | VCC GT       | VCC GT       | VCC GT       | VCC GT        | VCC GT       | VCC GT       | VCC GT       | VCC GT       | VCC GT       | VCC GT       | VCC GT       | VCC GT       | VCC GT       | VCC GT       | VCC GT       | VCC GT       | VCC GT       | VCC GT       | VCC GT       | VCC GT       | VCC GT       | VCC GT       | VCC GT       | VCC GT |        |
| W  | VCC GT  | VCC GT  | VCC GT    | VCC GT  | VCC GT      | VCC GT      | VCC GT    | VCC GT        | VCC GT       | VCC GT      | VCC GT       | VCC GT       | VCC GT       | VCC GT       | VCC GT     | VCC GT       | VCC GT       | VCC GT       | VCC GT        | VCC GT       | VCC GT       | VCC GT       | VCC GT       | VCC GT       | VCC GT       | VCC GT       | VCC GT       | VCC GT       | VCC GT       | VCC GT       | VCC GT       | VCC GT       | VCC GT       | VCC GT       | VCC GT       | VCC GT       | VCC GT       | VCC GT       | VCC GT |        |
| V  | VCC GT  | VCC GT  | VCC GT    | VCC GT  | VCC GT      | VCC GT      | VCC GT    | VCC GT        | VCC GT       | VCC GT      | VCC GT       | VCC GT       | VCC GT       | VCC GT       | VCC GT     | VCC GT       | VCC GT       | VCC GT       | VCC GT        | VCC GT       | VCC GT       | VCC GT       | VCC GT       | VCC GT       | VCC GT       | VCC GT       | VCC GT       | VCC GT       | VCC GT       | VCC GT       | VCC GT       | VCC GT       | VCC GT       | VCC GT       | VCC GT       | VCC GT       | VCC GT       | VCC GT       | VCC GT |        |
| U  | VCC GT  | VSS     | VSS       | VCC GT  | VSS         | VSS         | VCC GT    | VSS           | VSS          | VSS         | VSS          | VSS          | VSS          | VSS          | VSS        | VSS          | VSS          | VSS          | VSS           | VSS          | VSS          | VSS          | VSS          | VSS          | VSS          | VSS          | VSS          | VSS          | VSS          | VSS          | VSS          | VSS          | VSS          | VSS          | VSS          | VSS          | VSS          | VSS          | VSS    |        |
| T  | VCC GT  | VCC GT  | VCC GT    | VCC GT  | VCC GT      | VCC GT      | VCC GT    | VCC GT        | VCC GT       | VCC GT      | VCC GT       | VCC GT       | VCC GT       | VCC GT       | VCC GT     | VCC GT       | VCC GT       | VCC GT       | VCC GT        | VCC GT       | VCC GT       | VCC GT       | VCC GT       | VCC GT       | VCC GT       | VCC GT       | VCC GT       | VCC GT       | VCC GT       | VCC GT       | VCC GT       | VCC GT       | VCC GT       | VCC GT       | VCC GT       | VCC GT       | VCC GT       | VCC GT       | VCC GT |        |
| R  | VCC GT  | VCC GT  | VCC GT    | VCC GT  | VCC GT      | VCC GT      | VCC GT    | VCC GT        | VCC GT       | VCC GT      | VCC GT       | VCC GT       | VCC GT       | VCC GT       | VCC GT     | VCC GT       | VCC GT       | VCC GT       | VCC GT        | VCC GT       | VCC GT       | VCC GT       | VCC GT       | VCC GT       | VCC GT       | VCC GT       | VCC GT       | VCC GT       | VCC GT       | VCC GT       | VCC GT       | VCC GT       | VCC GT       | VCC GT       | VCC GT       | VCC GT       | VCC GT       | VCC GT       | VCC GT |        |
| P  | VCC GT  | VCC GT  | VCC GT    | VCC GT  | VCC GT      | VCC GT      | VCC GT    | VCC GT        | VCC GT       | VCC GT      | VCC GT       | VCC GT       | VCC GT       | VCC GT       | VCC GT     | VCC GT       | VCC GT       | VCC GT       | VCC GT        | VCC GT       | VCC GT       | VCC GT       | VCC GT       | VCC GT       | VCC GT       | VCC GT       | VCC GT       | VCC GT       | VCC GT       | VCC GT       | VCC GT       | VCC GT       | VCC GT       | VCC GT       | VCC GT       | VCC GT       | VCC GT       | VCC GT       | VCC GT |        |
| N  | VCC GT  | VCC GT  | VCC GT    | VSS     | VCC GT      | VCC GT      | VSS       | VCC GT        | VCC GT       | VCC GT      | VCC GT       | VCC GT       | VCC GT       | VCC GT       | VCC GT     | VCC GT       | VCC GT       | VCC GT       | VCC GT        | VCC GT       | VCC GT       | VCC GT       | VCC GT       | VCC GT       | VCC GT       | VCC GT       | VCC GT       | VCC GT       | VCC GT       | VCC GT       | VCC GT       | VCC GT       | VCC GT       | VCC GT       | VCC GT       | VCC GT       | VCC GT       | VCC GT       | VCC GT |        |
| M  | VCC GT  | VCC GT  | VCC GT    | VCC GT  | VCC GT      | VCC GT      | VCC GT    | VCC GT        | VCC GT       | VCC GT      | VCC GT       | VCC GT       | VCC GT       | VCC GT       | VCC GT     | VCC GT       | VCC GT       | VCC GT       | VCC GT        | VCC GT       | VCC GT       | VCC GT       | VCC GT       | VCC GT       | VCC GT       | VCC GT       | VCC GT       | VCC GT       | VCC GT       | VCC GT       | VCC GT       | VCC GT       | VCC GT       | VCC GT       | VCC GT       | VCC GT       | VCC GT       | VCC GT       | VCC GT |        |
| L  | VCC GT  | VCC GT  | VCC GT    | VCC GT  | VCC GT      | VCC GT      | VCC GT    | VCC GT        | VCC GT       | VCC GT      | VCC GT       | VCC GT       | VCC GT       | VCC GT       | VCC GT     | VCC GT       | VCC GT       | VCC GT       | VCC GT        | VCC GT       | VCC GT       | VCC GT       | VCC GT       | VCC GT       | VCC GT       | VCC GT       | VCC GT       | VCC GT       | VCC GT       | VCC GT       | VCC GT       | VCC GT       | VCC GT       | VCC GT       | VCC GT       | VCC GT       | VCC GT       | VCC GT       | VCC GT | VCC GT |
| K  | VSS     | VSS     | VSS       | VSS     | VSS         | VSS         | VSS       | VSS           | VSS          | VSS         | VSS          | VSS          | VSS          | VSS          | VSS        | VSS          | VSS          | VSS          | VSS           | VSS          | VSS          | VSS          | VSS          | VSS          | VSS          | VSS          | VSS          | VSS          | VSS          | VSS          | VSS          | VSS          | VSS          | VSS          | VSS          | VSS          | VSS          | VSS          | VSS    |        |
| J  | RSV D   | VCC GT  | VSS       | RSV D   | VSS         | VSS         | VSS       | VSS           | VSS          | VSS         | VSS          | VSS          | VSS          | VSS          | VSS        | VSS          | VSS          | VSS          | VSS           | VSS          | VSS          | VSS          | VSS          | VSS          | VSS          | VSS          | VSS          | VSS          | VSS          | VSS          | VSS          | VSS          | VSS          | VSS          | VSS          | VSS          | VSS          | VSS          |        |        |
| H  | VSS     | CFG[12] | CFG[14]   | VSS     | OPC ER COMP | OPC RC COMP | VSS       | VSS           | VSS          | VSS         | VSS          | VSS          | VSS          | VSS          | VSS        | VSS          | VSS          | VSS          | VSS           | VSS          | VSS          | VSS          | VSS          | VSS          | VSS          | VSS          | VSS          | VSS          | VSS          | VSS          | VSS          | VSS          | VSS          | VSS          | VSS          | VSS          | VSS          | VSS          |        |        |
| G  | CFG[13] | CFG[15] | CFG[9]    | CFG[11] | VSS         | VSS         | VSS       | VSS           | VSS          | VSS         | VSS          | VSS          | VSS          | VSS          | VSS        | VSS          | VSS          | VSS          | VSS           | VSS          | VSS          | VSS          | VSS          | VSS          | VSS          | VSS          | VSS          | VSS          | VSS          | VSS          | VSS          | VSS          | VSS          | VSS          | VSS          | VSS          | VSS          | VSS          |        |        |
| F  | CFG[8]  | CFG[10] | VSS       | VSS     | CFG[19]     | VSS         | VSS       | CFG[17]       | RSV D        | RSV D       | DDI1 TX N[1] | DDI1 TX N[3] | DDI1 TX N[0] | DDI1 TX N[2] | RSV D      | DDI1 TX N[2] | RSV D        | DDI1 TX N[2] | RSV D         | DDI1 TX N[2] | RSV D        | DDI1 TX N[2] | DDI2 TX N[1] | DDI2 TX N[0] | DDI2 TX N[0] | DDI2 TX N[0] | DDI2 TX N[0] | DDI2 TX N[0] | DDI2 TX N[0] | DDI2 TX N[0] | DDI2 TX N[0] | DDI2 TX N[0] | DDI2 TX N[0] | DDI2 TX N[0] | DDI2 TX N[0] | DDI2 TX N[0] | DDI2 TX N[0] | DDI2 TX N[0] |        |        |
| E  | VSS     | CFG[4]  | VSS       | CFG[0]  | CFG[18]     | VSS         | VSS       | CFG[16]       | RSV D        | CFG RC COMP | DDI1 TX N[1] | VSS          | DDI1 TX N[0] | VSS          | eDP RCOMP  | VSS          | DDI1 TX N[0] | VSS          | DDI2 TX N[1]  | DDI2 TX N[3] | DDI2 TX N[0] | VSS          | DDI2 TX N[1] | DDI2 TX N[0] | DDI2 TX N[0] | DDI2 TX N[0] | DDI2 TX N[0] | DDI2 TX N[0] | DDI2 TX N[0] | DDI2 TX N[0] | DDI2 TX N[0] | DDI2 TX N[0] | DDI2 TX N[0] | DDI2 TX N[0] | DDI2 TX N[0] | DDI2 TX N[0] | DDI2 TX N[0] | DDI2 TX N[0] |        |        |
| D  | RSV D   | VSS     | CFG[6]    | CFG[3]  | VSS         | CFG[2]      | VIDS OUT  | CATERR#       | VSS          | PROCPREQ#   | PROCTDI      | PCHJTAGTDI   | VSS          | VSS          | PROCPRDY#  | BPM#[1]      | RSV D        | VSS          | DDI2 TX N[1]  | DDI2 TX N[3] | DDI2 TX N[0] | VSS          | DDI2 TX N[1] | DDI2 TX N[0] | DDI2 TX N[0] | DDI2 TX N[0] | DDI2 TX N[0] | DDI2 TX N[0] | DDI2 TX N[0] | DDI2 TX N[0] | DDI2 TX N[0] | DDI2 TX N[0] | DDI2 TX N[0] | DDI2 TX N[0] | DDI2 TX N[0] | DDI2 TX N[0] | DDI2 TX N[0] | DDI2 TX N[0] |        |        |
| C  | RSV D   | RSV D   | VSS       | CFG[5]  | CFG[7]      | VSS         | PROCHOT#  | PROCS ELEC T# | THE RMT RIP# | VSS         | PCHTRST#     | PROCTMS      | VSS          | VSS          | BPM#[3]    | BPM#[0]      | RSV D        | VSS          | DDI2 TX N[1]  | DDI2 TX N[3] | DDI2 TX N[0] | VSS          | DDI2 TX N[1] | DDI2 TX N[0] | DDI2 TX N[0] | DDI2 TX N[0] | DDI2 TX N[0] | DDI2 TX N[0] | DDI2 TX N[0] | DDI2 TX N[0] | DDI2 TX N[0] | DDI2 TX N[0] | DDI2 TX N[0] | DDI2 TX N[0] | DDI2 TX N[0] | DDI2 TX N[0] | DDI2 TX N[0] | DDI2 TX N[0] |        |        |
| B  | VSS     | RSV D   | RSV D     | VSS     | CFG[1]      | VSS         | VCCSTWRGD | VSS           | VIDALERT#    | VSS         | PROCTCK      | PROCTRST#    | VSS          | VSS          | PCHJTAGTCK | BPM#[2]      | VSS          | VSS          | EDPDISP UT IL | VSS          | VSS          | DDI2 TX N[2] | VSS          | DDI2 TX N[2] | VSS          | DDI2 TX N[2] | VSS          | DDI2 TX N[2] | VSS          | DDI2 TX N[2] | VSS          | DDI2 TX N[2] | VSS          | DDI2 TX N[2] | VSS          | DDI2 TX N[2] | VSS          | DDI2 TX N[2] | VSS    |        |
| A  | VSS     | RSV D   | PROCPWRGD | VSS     | VCC GT      | VSS         | VSS       | VSS           | VSS          | VSS         | VSS          | VSS          | VSS          | VSS          | VSS        | VSS          | VSS          | VSS          | VSS           | VSS          | VSS          | VSS          | VSS          | VSS          | VSS          | VSS          | VSS          | VSS          | VSS          | VSS          | VSS          | VSS          | VSS          | VSS          | VSS          | VSS          | VSS          | VSS          |        |        |





Table 9-1. U-Processor Ball List (Sheet 1 of 39)

| Ball # | Ball Name            | DDR3L | LPDDR3 | DDR4 | Interleaved (IL) | Non-interleaved (NIL) | X[um]      | Y[um]      |
|--------|----------------------|-------|--------|------|------------------|-----------------------|------------|------------|
| AY22   | HDA_BLK / I2S0_SCLK  |       |        |      |                  |                       | 8153.908   | 10013.696  |
| BA4    | RSVD                 |       |        |      |                  |                       | 18365.724  | 10689.336  |
| BB4    | RSVD                 |       |        |      |                  |                       | 18551.398  | 11314.176  |
| AW22   | HDA_RST# / I2S1_SCLK |       |        |      |                  |                       | 8153.908   | 9363.456   |
| BA21   | HDA_SDI0/ I2S0_RXD   |       |        |      |                  |                       | 8723.884   | 10338.816  |
| AY21   | HDA_SDI1 / I2S1_RXD  |       |        |      |                  |                       | 8723.884   | 9688.576   |
| BB22   | HDA_SDO / I2S0_TXD   |       |        |      |                  |                       | 8153.908   | 11314.176  |
| BA22   | HDA_SYNC / I2S0_SFRM |       |        |      |                  |                       | 8153.908   | 10663.936  |
| D63    | CATERR#              |       |        |      |                  |                       | -15423.134 | -9363.456  |
| F43    | CLKOUT_ITPXD_P_N     |       |        |      |                  |                       | -4291.584  | -7941.056  |
| E43    | CLKOUT_ITPXD_P_P     |       |        |      |                  |                       | -4291.584  | -8591.296  |
| D42    | CLKOUT_PCIE_N0       |       |        |      |                  |                       | -4159.758  | -9363.456  |
| B42    | CLKOUT_PCIE_N1       |       |        |      |                  |                       | -4159.758  | -10663.936 |
| D41    | CLKOUT_PCIE_N2       |       |        |      |                  |                       | -3596.386  | -9688.576  |
| D40    | CLKOUT_PCIE_N3       |       |        |      |                  |                       | -3033.014  | -9363.456  |
| B40    | CLKOUT_PCIE_N4       |       |        |      |                  |                       | -3033.014  | -10663.936 |
| E40    | CLKOUT_PCIE_N5       |       |        |      |                  |                       | -2462.784  | -8591.296  |
| C42    | CLKOUT_PCIE_P0       |       |        |      |                  |                       | -4159.758  | -10013.696 |
| A42    | CLKOUT_PCIE_P1       |       |        |      |                  |                       | -4159.758  | -11314.176 |
| C41    | CLKOUT_PCIE_P2       |       |        |      |                  |                       | -3596.386  | -10338.816 |
| C40    | CLKOUT_PCIE_P3       |       |        |      |                  |                       | -3033.014  | -10013.696 |
| A40    | CLKOUT_PCIE_P4       |       |        |      |                  |                       | -3033.014  | -11314.176 |
| E38    | CLKOUT_PCIE_P5       |       |        |      |                  |                       | -1548.384  | -8591.296  |
| A69    | RSVD                 |       |        |      |                  |                       | -19201.892 | -11314.176 |
| B69    | RSVD                 |       |        |      |                  |                       | -19035.014 | -10684.51  |
| H65    | OPC_RCOMP            |       |        |      |                  |                       | -16331.184 | -6704.076  |
| BA70   | RSVD_TP              |       |        |      |                  |                       | -19684.746 | 10685.018  |
| BA68   | RSVD_TP              |       |        |      |                  |                       | -19034.506 | 10685.018  |
| B61    | PROC_TCK             |       |        |      |                  |                       | -14071.854 | -10663.936 |
| D60    | PROC_TDI             |       |        |      |                  |                       | -13508.482 | -9688.576  |
| A61    | PROC_TDO             |       |        |      |                  |                       | -14071.854 | -11314.176 |
| C60    | PROC_TMS             |       |        |      |                  |                       | -13508.482 | -10338.816 |
| B59    | PROC_TRST#           |       |        |      |                  |                       | -12945.11  | -10663.936 |
| BB2    | RSVD                 |       |        |      |                  |                       | 19851.878  | 11314.176  |
| BA3    | RSVD                 |       |        |      |                  |                       | 19034.76   | 10684.51   |
| AT16   | PROC_POPIRCOMP       |       |        |      |                  |                       | 11253.216  | 7547.356   |
| A68    | PROCPWRGD            |       |        |      |                  |                       | -18551.652 | -11314.176 |
| C37    | CSI2_CLKN0           |       |        |      |                  |                       | -1118.362  | -10338.816 |





**Table 9-1. U-Processor Ball List (Sheet 2 of 39)**

| Ball # | Ball Name   | DDR3L | LPDDR3 | DDR4 | Interleaved (IL) | Non-interleaved (NIL) | X[um]      | Y[um]      |
|--------|-------------|-------|--------|------|------------------|-----------------------|------------|------------|
| C32    | CSI2_CLKN1  |       |        |      |                  |                       | 1359.662   | -10338.816 |
| C29    | CSI2_CLKN2  |       |        |      |                  |                       | 3274.314   | -10013.696 |
| B26    | CSI2_CLKN3  |       |        |      |                  |                       | 5076.698   | -10338.816 |
| D37    | CSI2_CLKP0  |       |        |      |                  |                       | -1118.362  | -9688.576  |
| D32    | CSI2_CLKP1  |       |        |      |                  |                       | 1359.662   | -9688.576  |
| D29    | CSI2_CLKP2  |       |        |      |                  |                       | 3274.314   | -9363.456  |
| A26    | CSI2_CLKP3  |       |        |      |                  |                       | 5076.698   | -10989.056 |
| E13    | CSI2_COMP   |       |        |      |                  |                       | 13082.016  | -8591.296  |
| A36    | CSI2_DN0    |       |        |      |                  |                       | -554.99    | -11314.176 |
| C38    | CSI2_DN1    |       |        |      |                  |                       | -1681.734  | -10013.696 |
| A27    | CSI2_DN10   |       |        |      |                  |                       | 4401.058   | -11314.176 |
| C27    | CSI2_DN11   |       |        |      |                  |                       | 4401.058   | -10013.696 |
| C36    | CSI2_DN2    |       |        |      |                  |                       | -554.99    | -10013.696 |
| A38    | CSI2_DN3    |       |        |      |                  |                       | -1681.734  | -11314.176 |
| C31    | CSI2_DN4    |       |        |      |                  |                       | 1923.034   | -10013.696 |
| C33    | CSI2_DN5    |       |        |      |                  |                       | 796.29     | -10013.696 |
| A31    | CSI2_DN6    |       |        |      |                  |                       | 1923.034   | -11314.176 |
| A33    | CSI2_DN7    |       |        |      |                  |                       | 796.29     | -11314.176 |
| A29    | CSI2_DN8    |       |        |      |                  |                       | 3274.314   | -11314.176 |
| C28    | CSI2_DN9    |       |        |      |                  |                       | 3837.686   | -10338.816 |
| B36    | CSI2_DP0    |       |        |      |                  |                       | -554.99    | -10663.936 |
| D38    | CSI2_DP1    |       |        |      |                  |                       | -1681.734  | -9363.456  |
| B27    | CSI2_DP10   |       |        |      |                  |                       | 4401.058   | -10663.936 |
| D27    | CSI2_DP11   |       |        |      |                  |                       | 4401.058   | -9363.456  |
| D36    | CSI2_DP2    |       |        |      |                  |                       | -554.99    | -9363.456  |
| B38    | CSI2_DP3    |       |        |      |                  |                       | -1681.734  | -10663.936 |
| D31    | CSI2_DP4    |       |        |      |                  |                       | 1923.034   | -9363.456  |
| D33    | CSI2_DP5    |       |        |      |                  |                       | 796.29     | -9363.456  |
| B31    | CSI2_DP6    |       |        |      |                  |                       | 1923.034   | -10663.936 |
| B33    | CSI2_DP7    |       |        |      |                  |                       | 796.29     | -10663.936 |
| B29    | CSI2_DP8    |       |        |      |                  |                       | 3274.314   | -10663.936 |
| D28    | CSI2_DP9    |       |        |      |                  |                       | 3837.686   | -9688.576  |
| G50    | DDI1_AUXN   |       |        |      |                  |                       | -7949.184  | -7290.816  |
| F50    | DDI1_AUXP   |       |        |      |                  |                       | -7949.184  | -7941.056  |
| E55    | DDI1_TXN[0] |       |        |      |                  |                       | -10692.384 | -8591.296  |
| E58    | DDI1_TXN[1] |       |        |      |                  |                       | -12521.184 | -8591.296  |
| F53    | DDI1_TXN[2] |       |        |      |                  |                       | -9777.984  | -7941.056  |
| F56    | DDI1_TXN[3] |       |        |      |                  |                       | -11606.784 | -7941.056  |



Table 9-1. U-Processor Ball List (Sheet 3 of 39)

| Ball # | Ball Name                                  | DDR3L      | LPDDR3      | DDR4        | Interleaved (IL) | Non-interleaved (NIL) | X[um]      | Y[um]      |
|--------|--|------------|-------------|-------------|------------------|-----------------------|------------|------------|
| F55    | DDI1_TXP[0]                                |            |             |             |                  |                       | -10692.384 | -7941.056  |
| F58    | DDI1_TXP[1]                                |            |             |             |                  |                       | -12521.184 | -7941.056  |
| G53    | DDI1_TXP[2]                                |            |             |             |                  |                       | -9777.984  | -7290.816  |
| G56    | DDI1_TXP[3]                                |            |             |             |                  |                       | -11606.784 | -7290.816  |
| E48    | DDI2_AUXN                                  |            |             |             |                  |                       | -7034.784  | -8591.296  |
| F48    | DDI2_AUXP                                  |            |             |             |                  |                       | -7034.784  | -7941.056  |
| C50    | DDI2_TXN[0]                                |            |             |             |                  |                       | -7989.062  | -10013.696 |
| C52    | DDI2_TXN[1]                                |            |             |             |                  |                       | -9115.806  | -10013.696 |
| A50    | DDI2_TXN[2]                                |            |             |             |                  |                       | -7989.062  | -11314.176 |
| D51    | DDI2_TXN[3]                                |            |             |             |                  |                       | -8552.434  | -9688.576  |
| D50    | DDI2_TXP[0]                                |            |             |             |                  |                       | -7989.062  | -9363.456  |
| D52    | DDI2_TXP[1]                                |            |             |             |                  |                       | -9115.806  | -9363.456  |
| B50    | DDI2_TXP[2]                                |            |             |             |                  |                       | -7989.062  | -10663.936 |
| C51    | DDI2_TXP[3]                                |            |             |             |                  |                       | -8552.434  | -10338.816 |
| G46    | RSVD                                       |            |             |             |                  |                       | -6120.384  | -7290.816  |
| F46    | RSVD                                       |            |             |             |                  |                       | -6120.384  | -7941.056  |
| AR18   | DDR_RCOMP[0]                               |            |             |             |                  |                       | 10338.816  | 6897.116   |
| AT18   | DDR_RCOMP[1]                               |            |             |             |                  |                       | 10338.816  | 7547.356   |
| AU18   | DDR_RCOMP[2]                               |            |             |             |                  |                       | 10338.816  | 8197.596   |
| BB68   | RSVD_TP                                    |            |             |             |                  |                       | -18551.652 | 11314.176  |
| BB69   | RSVD_TP                                    |            |             |             |                  |                       | -19201.892 | 11314.176  |
| AY67   | DDR_VREF_CA                                |            |             |             |                  |                       | -17901.412 | 10013.696  |
| AY68   | DDR0_VREF_DQ                               |            |             |             |                  |                       | -18535.396 | 10267.188  |
| BA67   | DDR1_VREF_DQ                               |            |             |             |                  |                       | -17901.412 | 10663.936  |
| AW67   | DDR_VTT_CNTL                               |            |             |             |                  |                       | -18017.744 | 9370.568   |
| AW50   | DDR0_ALERT#                                |            |             |             |                  |                       | -7983.982  | 9363.456   |
| AU52   | DDR0_BA[0] /<br>DDR0_CAB[4]/<br>DDR0_BA[0] | DDR0_BA[0] | DDR0_CAB[4] | DDR0_BA[0]  |                  |                       | -8863.584  | 8197.596   |
| AT48   | DDR0_BA[1] /<br>DDR0_CAB[6]/<br>DDR0_BA[1] | DDR0_BA[1] | DDR0_CAB[6] | DDR0_BA[1]  |                  |                       | -7034.784  | 7547.356   |
| AY55   | DDR0_BA[2] /<br>DDR0_CAA[5]/<br>DDR0_BG[0] | DDR0_BA[2] | DDR0_CAA[5] | DDR0_BG[0]  |                  |                       | -11038.332 | 9688.576   |
| AU48   | DDR0_CAS# /<br>DDR0_CAB[1]/<br>DDR0_MA[15] | DDR0_CAS#  | DDR0_CAB[1] | DDR0_MA[15] |                  |                       | -7034.784  | 8197.596   |
| BA56   | DDR0_CKE[0]                                |            |             |             |                  |                       | -11602.212 | 10663.936  |
| BB56   | DDR0_CKE[1]                                |            |             |             |                  |                       | -11602.212 | 11314.176  |
| AW56   | DDR0_CKE[2]                                |            |             |             |                  |                       | -11602.212 | 9363.456   |
| AY56   | DDR0_CKE[3]                                |            |             |             |                  |                       | -11602.212 | 10013.696  |



Table 9-1. U-Processor Ball List (Sheet 4 of 39)

| Ball # | Ball Name                                     | DDR3L       | LPDDR3      | DDR4        | Interleaved (IL) | Non-interleaved (NIL) | X[um]      | Y[um]     |
|--------|---|-------------|-------------|-------------|------------------|-----------------------|------------|-----------|
| AU53   | DDR0_CKN[0]                                   |             |             |             |                  |                       | -9777.984  | 8197.596  |
| AU55   | DDR0_CKN[1]                                   |             |             |             |                  |                       | -10692.384 | 8197.596  |
| AT53   | DDR0_CKP[0]                                   |             |             |             |                  |                       | -9777.984  | 7547.356  |
| AT55   | DDR0_CKP[1]                                   |             |             |             |                  |                       | -10692.384 | 7547.356  |
| AU45   | DDR0_CS#[0]                                   |             |             |             |                  |                       | -5205.984  | 8197.596  |
| AU43   | DDR0_CS#[1]                                   |             |             |             |                  |                       | -4291.584  | 8197.596  |
| AY50   | DDR0_MA[0] /<br>DDR0_CAB[9] /<br>DDR0_MA[0]   | DDR0_MA[0]  | DDR0_CAB[9] | DDR0_MA[0]  |                  |                       | -7921.752  | 10013.696 |
| BB50   | DDR0_MA[1] /<br>DDR0_CAB[8] /<br>DDR0_MA[1]   | DDR0_MA[1]  | DDR0_CAB[8] | DDR0_MA[1]  |                  |                       | -7921.752  | 11314.176 |
| AT50   | DDR0_MA[10] /<br>DDR0_CAB[7] /<br>DDR0_MA[10] | DDR0_MA[10] | DDR0_CAB[7] | DDR0_MA[10] |                  |                       | -7949.184  | 7547.356  |
| BA54   | DDR0_MA[11] /<br>DDR0_CAA[7] /<br>DDR0_MA[11] | DDR0_MA[11] | DDR0_CAA[7] | DDR0_MA[11] |                  |                       | -10276.332 | 10663.936 |
| AW54   | DDR0_MA[12] /<br>DDR0_CAA[6] /<br>DDR0_MA[12] | DDR0_MA[12] | DDR0_CAA[6] | DDR0_MA[12] |                  |                       | -10375.392 | 9363.456  |
| AU46   | DDR0_MA[13] /<br>DDR0_CAB[0] /<br>DDR0_MA[13] | DDR0_MA[13] | DDR0_CAB[0] | DDR0_MA[13] |                  |                       | -6120.384  | 8197.596  |
| AY54   | DDR0_MA[14] /<br>DDR0_CAA[9] /<br>DDR0_BG[1]  | DDR0_MA[14] | DDR0_CAA[9] | DDR0_BG[1]  |                  |                       | -10375.392 | 10013.696 |
| BA55   | DDR0_MA[15] /<br>DDR0_CAA[8] /<br>DDR0_ACT#   | DDR0_MA[15] | DDR0_CAA[8] | DDR0_ACT#   |                  |                       | -10939.272 | 10338.816 |
| AY51   | DDR0_MA[2] /<br>DDR0_CAB[5] /<br>DDR0_MA[2]   | DDR0_MA[2]  | DDR0_CAB[5] | DDR0_MA[2]  |                  |                       | -8547.862  | 9688.576  |
| BA50   | DDR0_MA[3]                                    |             |             |             |                  |                       | -7921.752  | 10663.936 |
| BB52   | DDR0_MA[4]                                    |             |             |             |                  |                       | -9247.632  | 11314.176 |
| BA51   | DDR0_MA[5] /<br>DDR0_CAA[0] /<br>DDR0_MA[5]   | DDR0_MA[5]  | DDR0_CAA[0] | DDR0_MA[5]  |                  |                       | -8584.692  | 10338.816 |
| BA52   | DDR0_MA[6] /<br>DDR0_CAA[2] /<br>DDR0_MA[6]   | DDR0_MA[6]  | DDR0_CAA[2] | DDR0_MA[6]  |                  |                       | -9247.632  | 10663.936 |
| AW52   | DDR0_MA[7] /<br>DDR0_CAA[4] /<br>DDR0_MA[7]   | DDR0_MA[7]  | DDR0_CAA[4] | DDR0_MA[7]  |                  |                       | -9148.572  | 9363.456  |
| AY52   | DDR0_MA[8] /<br>DDR0_CAA[3] /<br>DDR0_MA[8]   | DDR0_MA[8]  | DDR0_CAA[3] | DDR0_MA[8]  |                  |                       | -9148.572  | 10013.696 |
| BB54   | DDR0_MA[9] /<br>DDR0_CAA[1] /<br>DDR0_MA[9]   | DDR0_MA[9]  | DDR0_CAA[1] | DDR0_MA[9]  |                  |                       | -10276.332 | 11314.176 |
| AT45   | DDR0_ODT[0]                                   |             |             |             |                  |                       | -5205.984  | 7547.356  |
| AT43   | DDR0_ODT[1]                                   |             |             |             |                  |                       | -4291.584  | 7547.356  |



Table 9-1. U-Processor Ball List (Sheet 5 of 39)

| Ball # | Ball Name                                     | DDR3L       | LPDDR3      | DDR4        | Interleaved (IL) | Non-interleaved (NIL) | X[um]      | Y[um]     |
|--------|---|-------------|-------------|-------------|------------------|-----------------------|------------|-----------|
| AT52   | DDR0_PAR                                      |             |             |             |                  |                       | -8863.584  | 7547.356  |
| AU50   | DDR0_RAS# /<br>DDR0_CAB[3]/<br>DDR0_MA[16]    | DDR0_RAS#   | DDR0_CAB[3] | DDR0_MA[16] |                  |                       | -7949.184  | 8197.596  |
| AT46   | DDR0_WE#/<br>DDR0_CAB[2]/<br>DDR0_MA[14]      | DDR0_WE#    | DDR0_CAB[2] | DDR0_MA[14] |                  |                       | -6120.384  | 7547.356  |
| AN43   | DDR1_ALERT#                                   |             |             |             |                  |                       | -4291.584  | 5596.636  |
| BB44   | DDR1_BA[0] /<br>DDR1_CAB[4]/<br>DDR1_BA[0]    | DDR1_BA[0]  | DDR1_CAB[4] | DDR1_BA[0]  |                  |                       | -4434.332  | 11314.176 |
| BA44   | DDR1_BA[1] /<br>DDR1_CAB[6]/<br>DDR1_BA[1]    | DDR1_BA[1]  | DDR1_CAB[6] | DDR1_BA[1]  |                  |                       | -4434.332  | 10663.936 |
| AP52   | DDR1_BA[2] /<br>DDR1_CAA[5]/<br>DDR1_BG[0]    | DDR1_BA[2]  | DDR1_CAA[5] | DDR1_BG[0]  |                  |                       | -8863.584  | 6246.876  |
| AY43   | DDR1_CAS#/<br>DDR1_CAB[1]/<br>DDR1_MA[15]     | DDR1_CAS#   | DDR1_CAB[1] | DDR1_MA[15] |                  |                       | -3672.332  | 9688.576  |
| AN56   | DDR1_CKE[0]                                   |             |             |             |                  |                       | -11606.784 | 5596.636  |
| AP55   | DDR1_CKE[1]                                   |             |             |             |                  |                       | -10692.384 | 6246.876  |
| AN55   | DDR1_CKE[2]                                   |             |             |             |                  |                       | -10692.384 | 5596.636  |
| AP53   | DDR1_CKE[3]                                   |             |             |             |                  |                       | -9777.984  | 6246.876  |
| AN45   | DDR1_CKN[0]                                   |             |             |             |                  |                       | -5205.984  | 5596.636  |
| AN46   | DDR1_CKN[1]                                   |             |             |             |                  |                       | -6120.384  | 5596.636  |
| AP45   | DDR1_CKP[0]                                   |             |             |             |                  |                       | -5205.984  | 6246.876  |
| AP46   | DDR1_CKP[1]                                   |             |             |             |                  |                       | -6120.384  | 6246.876  |
| BB42   | DDR1_CS#[0]                                   |             |             |             |                  |                       | -3108.452  | 11314.176 |
| AY42   | DDR1_CS#[1]                                   |             |             |             |                  |                       | -3108.452  | 10013.696 |
| BA46   | DDR1_MA[0] /<br>DDR1_CAB[9]/<br>DDR1_MA[0]    | DDR1_MA[0]  | DDR1_CAB[9] | DDR1_MA[0]  |                  |                       | -5463.032  | 10663.936 |
| AY46   | DDR1_MA[1] /<br>DDR1_CAB[8]/<br>DDR1_MA[1]    | DDR1_MA[1]  | DDR1_CAB[8] | DDR1_MA[1]  |                  |                       | -5562.092  | 10013.696 |
| AW46   | DDR1_MA[10] /<br>DDR1_CAB[7]/<br>DDR1_MA[10]  | DDR1_MA[10] | DDR1_CAB[7] | DDR1_MA[10] |                  |                       | -5562.092  | 9363.456  |
| AN48   | DDR1_MA[11] /<br>DDR1_CAA[7] /<br>DDR1_MA[11] | DDR1_MA[11] | DDR1_CAA[7] | DDR1_MA[11] |                  |                       | -7034.784  | 5596.636  |
| AN50   | DDR1_MA[12] /<br>DDR1_CAA[6] /<br>DDR1_MA[12] | DDR1_MA[12] | DDR1_CAA[6] | DDR1_MA[12] |                  |                       | -7949.184  | 5596.636  |
| BA43   | DDR1_MA[13] /<br>DDR1_CAB[0] /<br>DDR1_MA[13] | DDR1_MA[13] | DDR1_CAB[0] | DDR1_MA[13] |                  |                       | -3771.392  | 10338.816 |
| AN52   | DDR1_MA[14] /<br>DDR1_CAA[9]/<br>DDR1_BG[1]   | DDR1_MA[14] | DDR1_CAA[9] | DDR1_BG[1]  |                  |                       | -8863.584  | 5596.636  |



Table 9-1. U-Processor Ball List (Sheet 6 of 39)

| Ball # | Ball Name                                   | DDR3L       | LPDDR3      | DDR4        | Interleaved (IL) | Non-interleaved (NIL) | X[um]      | Y[um]     |
|--------|---|-------------|-------------|-------------|------------------|-----------------------|------------|-----------|
| AN53   | DDR1_MA[15] /<br>DDR1_CAA[8] /<br>DDR1_ACT# | DDR1_MA[15] | DDR1_CAA[8] | DDR1_ACT#   |                  |                       | -9777.984  | 5596.636  |
| AY47   | DDR1_MA[2] /<br>DDR1_CAB[5] /<br>DDR1_MA[2] | DDR1_MA[2]  | DDR1_CAB[5] | DDR1_MA[2]  |                  |                       | -6162.802  | 9688.576  |
| BB46   | DDR1_MA[3]                                  |             |             |             |                  |                       | -5463.032  | 11314.176 |
| BA47   | DDR1_MA[4]                                  |             |             |             |                  |                       | -6125.972  | 10338.816 |
| AY48   | DDR1_MA[5] /<br>DDR1_CAA[0] /<br>DDR1_MA[5] | DDR1_MA[5]  | DDR1_CAA[0] | DDR1_MA[5]  |                  |                       | -6788.912  | 10013.696 |
| BA48   | DDR1_MA[6] /<br>DDR1_CAA[2] /<br>DDR1_MA[6] | DDR1_MA[6]  | DDR1_CAA[2] | DDR1_MA[6]  |                  |                       | -6788.912  | 10663.936 |
| AP48   | DDR1_MA[7] /<br>DDR1_CAA[4] /<br>DDR1_MA[7] | DDR1_MA[7]  | DDR1_CAA[4] | DDR1_MA[7]  |                  |                       | -7034.784  | 6246.876  |
| BB48   | DDR1_MA[8] /<br>DDR1_CAA[3] /<br>DDR1_MA[8] | DDR1_MA[8]  | DDR1_CAA[3] | DDR1_MA[8]  |                  |                       | -6788.912  | 11314.176 |
| AP50   | DDR1_MA[9] /<br>DDR1_CAA[1] /<br>DDR1_MA[9] | DDR1_MA[9]  | DDR1_CAA[1] | DDR1_MA[9]  |                  |                       | -7949.184  | 6246.876  |
| BA42   | DDR1_ODT[0]                                 |             |             |             |                  |                       | -3108.452  | 10663.936 |
| AW42   | DDR1_ODT[1]                                 |             |             |             |                  |                       | -3108.452  | 9363.456  |
| AP43   | DDR1_PAR                                    |             |             |             |                  |                       | -4291.584  | 6246.876  |
| AW44   | DDR1_RAS# /<br>DDR1_CAB[3] /<br>DDR1_MA[16] | DDR1_RAS#   | DDR1_CAB[3] | DDR1_MA[16] |                  |                       | -4335.272  | 9363.456  |
| AY44   | DDR1_WE# /<br>DDR1_CAB[2] /<br>DDR1_MA[14]  | DDR1_WE#    | DDR1_CAB[2] | DDR1_MA[14] |                  |                       | -4335.272  | 10013.696 |
| AL71   | DDR0_DQ[0]                                  |             |             |             |                  |                       | -20314.412 | 4491.736  |
| AL68   | DDR0_DQ[1]                                  |             |             |             |                  |                       | -18363.692 | 4491.736  |
| AN68   | DDR0_DQ[2]                                  |             |             |             |                  |                       | -18363.692 | 5718.556  |
| AN69   | DDR0_DQ[3]                                  |             |             |             |                  |                       | -19013.932 | 5718.556  |
| AL70   | DDR0_DQ[4]                                  |             |             |             |                  |                       | -19664.172 | 4491.736  |
| AL69   | DDR0_DQ[5]                                  |             |             |             |                  |                       | -19013.932 | 4491.736  |
| AN70   | DDR0_DQ[6]                                  |             |             |             |                  |                       | -19664.172 | 5817.616  |
| AN71   | DDR0_DQ[7]                                  |             |             |             |                  |                       | -20314.412 | 5817.616  |
| AR70   | DDR0_DQ[8]                                  |             |             |             |                  |                       | -19664.172 | 6846.316  |
| AR68   | DDR0_DQ[9]                                  |             |             |             |                  |                       | -18363.692 | 6945.376  |
| AU71   | DDR0_DQ[10]                                 |             |             |             |                  |                       | -20314.412 | 8172.196  |
| AU68   | DDR0_DQ[11]                                 |             |             |             |                  |                       | -18363.692 | 8146.796  |
| AR71   | DDR0_DQ[12]                                 |             |             |             |                  |                       | -20314.412 | 6846.316  |
| AR69   | DDR0_DQ[13]                                 |             |             |             |                  |                       | -19013.932 | 6945.376  |
| AU70   | DDR0_DQ[14]                                 |             |             |             |                  |                       | -19664.172 | 8172.196  |



Table 9-1. U-Processor Ball List (Sheet 7 of 39)

| Ball # | Ball Name                    | DDR3L | LPDDR3 | DDR4 | Interleaved (IL) | Non-interleaved (NIL) | X[um]      | Y[um]     |
|--------|------------------------------|-------|--------|------|------------------|-----------------------|------------|-----------|
| AU69   | DDR0_DQ[15]                  |       |        |      |                  |                       | -19013.932 | 8172.196  |
| BB65   | DDR0_DQ[16] /<br>DDR0_DQ[32] |       |        |      | DDR0_DQ[16]      | DDR0_DQ[32]           | -16557.752 | 11314.176 |
| AW65   | DDR0_DQ[17] /<br>DDR0_DQ[33] |       |        |      | DDR0_DQ[17]      | DDR0_DQ[33]           | -16557.752 | 9363.456  |
| AW63   | DDR0_DQ[18] /<br>DDR0_DQ[34] |       |        |      | DDR0_DQ[18]      | DDR0_DQ[34]           | -15330.932 | 9363.456  |
| AY63   | DDR0_DQ[19] /<br>DDR0_DQ[35] |       |        |      | DDR0_DQ[19]      | DDR0_DQ[35]           | -15330.932 | 10013.696 |
| BA65   | DDR0_DQ[20] /<br>DDR0_DQ[36] |       |        |      | DDR0_DQ[20]      | DDR0_DQ[36]           | -16557.752 | 10663.936 |
| AY65   | DDR0_DQ[21] /<br>DDR0_DQ[37] |       |        |      | DDR0_DQ[21]      | DDR0_DQ[37]           | -16557.752 | 10013.696 |
| BA63   | DDR0_DQ[22] /<br>DDR0_DQ[38] |       |        |      | DDR0_DQ[22]      | DDR0_DQ[38]           | -15231.872 | 10663.936 |
| BB63   | DDR0_DQ[23] /<br>DDR0_DQ[39] |       |        |      | DDR0_DQ[23]      | DDR0_DQ[39]           | -15231.872 | 11314.176 |
| BA61   | DDR0_DQ[24] /<br>DDR0_DQ[40] |       |        |      | DDR0_DQ[24]      | DDR0_DQ[40]           | -14203.172 | 10663.936 |
| AW61   | DDR0_DQ[25] /<br>DDR0_DQ[41] |       |        |      | DDR0_DQ[25]      | DDR0_DQ[41]           | -14104.112 | 9363.456  |
| BB59   | DDR0_DQ[26] /<br>DDR0_DQ[42] |       |        |      | DDR0_DQ[26]      | DDR0_DQ[42]           | -12877.292 | 11314.176 |
| AW59   | DDR0_DQ[27] /<br>DDR0_DQ[43] |       |        |      | DDR0_DQ[27]      | DDR0_DQ[43]           | -12877.292 | 9363.456  |
| BB61   | DDR0_DQ[28] /<br>DDR0_DQ[44] |       |        |      | DDR0_DQ[28]      | DDR0_DQ[44]           | -14203.172 | 11314.176 |
| AY61   | DDR0_DQ[29] /<br>DDR0_DQ[45] |       |        |      | DDR0_DQ[29]      | DDR0_DQ[45]           | -14104.112 | 10013.696 |
| BA59   | DDR0_DQ[30] /<br>DDR0_DQ[46] |       |        |      | DDR0_DQ[30]      | DDR0_DQ[46]           | -12877.292 | 10663.936 |
| AY59   | DDR0_DQ[31] /<br>DDR0_DQ[47] |       |        |      | DDR0_DQ[31]      | DDR0_DQ[47]           | -12877.292 | 10013.696 |
| AY39   | DDR0_DQ[32] /<br>DDR1_DQ[0]  |       |        |      | DDR0_DQ[32]      | DDR1_DQ[0]            | -1833.372  | 10013.696 |
| AW39   | DDR0_DQ[33] /<br>DDR1_DQ[1]  |       |        |      | DDR0_DQ[33]      | DDR1_DQ[1]            | -1833.372  | 9363.456  |
| AY37   | DDR0_DQ[34] /<br>DDR1_DQ[2]  |       |        |      | DDR0_DQ[34]      | DDR1_DQ[2]            | -606.552   | 10013.696 |
| AW37   | DDR0_DQ[35] /<br>DDR1_DQ[3]  |       |        |      | DDR0_DQ[35]      | DDR1_DQ[3]            | -606.552   | 9363.456  |
| BB39   | DDR0_DQ[36] /<br>DDR1_DQ[4]  |       |        |      | DDR0_DQ[36]      | DDR1_DQ[4]            | -1833.372  | 11314.176 |
| BA39   | DDR0_DQ[37] /<br>DDR1_DQ[5]  |       |        |      | DDR0_DQ[37]      | DDR1_DQ[5]            | -1833.372  | 10663.936 |
| BA37   | DDR0_DQ[38] /<br>DDR1_DQ[6]  |       |        |      | DDR0_DQ[38]      | DDR1_DQ[6]            | -507.492   | 10663.936 |
| BB37   | DDR0_DQ[39] /<br>DDR1_DQ[7]  |       |        |      | DDR0_DQ[39]      | DDR1_DQ[7]            | -507.492   | 11314.176 |
| AY35   | DDR0_DQ[40] /<br>DDR1_DQ[8]  |       |        |      | DDR0_DQ[40]      | DDR1_DQ[8]            | 620.268    | 10013.696 |



Table 9-1. U-Processor Ball List (Sheet 8 of 39)

| Ball # | Ball Name                    | DDR3L | LPDDR3 | DDR4 | Interleaved (IL) | Non-interleaved (NIL) | X[um]      | Y[um]     |
|--------|------------------------------|-------|--------|------|------------------|-----------------------|------------|-----------|
| AW35   | DDR0_DQ[41] /<br>DDR1_DQ[9]  |       |        |      | DDR0_DQ[41]      | DDR1_DQ[9]            | 620.268    | 9363.456  |
| AY33   | DDR0_DQ[42] /<br>DDR1_DQ[10] |       |        |      | DDR0_DQ[42]      | DDR1_DQ[10]           | 1847.088   | 10013.696 |
| AW33   | DDR0_DQ[43] /<br>DDR1_DQ[11] |       |        |      | DDR0_DQ[43]      | DDR1_DQ[11]           | 1847.088   | 9363.456  |
| BB35   | DDR0_DQ[44] /<br>DDR1_DQ[12] |       |        |      | DDR0_DQ[44]      | DDR1_DQ[12]           | 521.208    | 11314.176 |
| BA35   | DDR0_DQ[45] /<br>DDR1_DQ[13] |       |        |      | DDR0_DQ[45]      | DDR1_DQ[13]           | 521.208    | 10663.936 |
| BA33   | DDR0_DQ[46] /<br>DDR1_DQ[14] |       |        |      | DDR0_DQ[46]      | DDR1_DQ[14]           | 1847.088   | 10663.936 |
| BB33   | DDR0_DQ[47] /<br>DDR1_DQ[15] |       |        |      | DDR0_DQ[47]      | DDR1_DQ[15]           | 1847.088   | 11314.176 |
| AY31   | DDR0_DQ[48] /<br>DDR1_DQ[32] |       |        |      | DDR0_DQ[48]      | DDR1_DQ[32]           | 3147.568   | 10013.696 |
| AW31   | DDR0_DQ[49] /<br>DDR1_DQ[33] |       |        |      | DDR0_DQ[49]      | DDR1_DQ[33]           | 3147.568   | 9363.456  |
| AY29   | DDR0_DQ[50] /<br>DDR1_DQ[34] |       |        |      | DDR0_DQ[50]      | DDR1_DQ[34]           | 4374.388   | 10013.696 |
| AW29   | DDR0_DQ[51] /<br>DDR1_DQ[35] |       |        |      | DDR0_DQ[51]      | DDR1_DQ[35]           | 4374.388   | 9363.456  |
| BB31   | DDR0_DQ[52] /<br>DDR1_DQ[36] |       |        |      | DDR0_DQ[52]      | DDR1_DQ[36]           | 3147.568   | 11314.176 |
| BA31   | DDR0_DQ[53] /<br>DDR1_DQ[37] |       |        |      | DDR0_DQ[53]      | DDR1_DQ[37]           | 3147.568   | 10663.936 |
| BA29   | DDR0_DQ[54] /<br>DDR1_DQ[38] |       |        |      | DDR0_DQ[54]      | DDR1_DQ[38]           | 4473.448   | 10663.936 |
| BB29   | DDR0_DQ[55] /<br>DDR1_DQ[39] |       |        |      | DDR0_DQ[55]      | DDR1_DQ[39]           | 4473.448   | 11314.176 |
| AY27   | DDR0_DQ[56] /<br>DDR1_DQ[40] |       |        |      | DDR0_DQ[56]      | DDR1_DQ[40]           | 5601.208   | 10013.696 |
| AW27   | DDR0_DQ[57] /<br>DDR1_DQ[41] |       |        |      | DDR0_DQ[57]      | DDR1_DQ[41]           | 5601.208   | 9363.456  |
| AY25   | DDR0_DQ[58] /<br>DDR1_DQ[42] |       |        |      | DDR0_DQ[58]      | DDR1_DQ[42]           | 6828.028   | 10013.696 |
| AW25   | DDR0_DQ[59] /<br>DDR1_DQ[43] |       |        |      | DDR0_DQ[59]      | DDR1_DQ[43]           | 6828.028   | 9363.456  |
| BB27   | DDR0_DQ[60] /<br>DDR1_DQ[44] |       |        |      | DDR0_DQ[60]      | DDR1_DQ[44]           | 5502.148   | 11314.176 |
| BA27   | DDR0_DQ[61] /<br>DDR1_DQ[45] |       |        |      | DDR0_DQ[61]      | DDR1_DQ[45]           | 5502.148   | 10663.936 |
| BA25   | DDR0_DQ[62] /<br>DDR1_DQ[46] |       |        |      | DDR0_DQ[62]      | DDR1_DQ[46]           | 6828.028   | 10663.936 |
| BB25   | DDR0_DQ[63] /<br>DDR1_DQ[47] |       |        |      | DDR0_DQ[63]      | DDR1_DQ[47]           | 6828.028   | 11314.176 |
| AF65   | DDR1_DQ[0] /<br>DDR0_DQ[16]  |       |        |      | DDR1_DQ[0]       | DDR0_DQ[16]           | -16412.972 | 2147.57   |
| AF64   | DDR1_DQ[1] /<br>DDR0_DQ[17]  |       |        |      | DDR1_DQ[1]       | DDR0_DQ[17]           | -15762.732 | 2147.57   |
| AK65   | DDR1_DQ[2] /<br>DDR0_DQ[18]  |       |        |      | DDR1_DQ[2]       | DDR0_DQ[18]           | -16412.972 | 3976.37   |



Table 9-1. U-Processor Ball List (Sheet 9 of 39)

| Ball # | Ball Name                    | DDR3L | LPDDR3 | DDR4 | Interleaved (IL) | Non-interleaved (NIL) | X[um]      | Y[um]    |
|--------|------------------------------|-------|--------|------|------------------|-----------------------|------------|----------|
| AK64   | DDR1_DQ[3] /<br>DDR0_DQ[19]  |       |        |      | DDR1_DQ[3]       | DDR0_DQ[19]           | -15762.732 | 3976.37  |
| AF66   | DDR1_DQ[4] /<br>DDR0_DQ[20]  |       |        |      | DDR1_DQ[4]       | DDR0_DQ[20]           | -17063.212 | 2147.57  |
| AF67   | DDR1_DQ[5] /<br>DDR0_DQ[21]  |       |        |      | DDR1_DQ[5]       | DDR0_DQ[21]           | -17713.452 | 2147.57  |
| AK67   | DDR1_DQ[6] /<br>DDR0_DQ[22]  |       |        |      | DDR1_DQ[6]       | DDR0_DQ[22]           | -17713.452 | 3976.37  |
| AK66   | DDR1_DQ[7] /<br>DDR0_DQ[23]  |       |        |      | DDR1_DQ[7]       | DDR0_DQ[23]           | -17063.212 | 3976.37  |
| AF70   | DDR1_DQ[8] /<br>DDR0_DQ[24]  |       |        |      | DDR1_DQ[8]       | DDR0_DQ[24]           | -19664.172 | 1839.976 |
| AF68   | DDR1_DQ[9] /<br>DDR0_DQ[25]  |       |        |      | DDR1_DQ[9]       | DDR0_DQ[25]           | -18363.692 | 1939.036 |
| AH71   | DDR1_DQ[10] /<br>DDR0_DQ[26] |       |        |      | DDR1_DQ[10]      | DDR0_DQ[26]           | -20314.412 | 3165.856 |
| AH68   | DDR1_DQ[11] /<br>DDR0_DQ[27] |       |        |      | DDR1_DQ[11]      | DDR0_DQ[27]           | -18363.692 | 3165.856 |
| AF71   | DDR1_DQ[12] /<br>DDR0_DQ[28] |       |        |      | DDR1_DQ[12]      | DDR0_DQ[28]           | -20314.412 | 1839.976 |
| AF69   | DDR1_DQ[13] /<br>DDR0_DQ[29] |       |        |      | DDR1_DQ[13]      | DDR0_DQ[29]           | -19013.932 | 1939.036 |
| AH70   | DDR1_DQ[14] /<br>DDR0_DQ[30] |       |        |      | DDR1_DQ[14]      | DDR0_DQ[30]           | -19664.172 | 3165.856 |
| AH69   | DDR1_DQ[15] /<br>DDR0_DQ[31] |       |        |      | DDR1_DQ[15]      | DDR0_DQ[31]           | -19013.932 | 3165.856 |
| AT66   | DDR1_DQ[16] /<br>DDR0_DQ[48] |       |        |      | DDR1_DQ[16]      | DDR0_DQ[48]           | -17093.184 | 7547.356 |
| AU66   | DDR1_DQ[17] /<br>DDR0_DQ[49] |       |        |      | DDR1_DQ[17]      | DDR0_DQ[49]           | -17093.184 | 8197.596 |
| AP65   | DDR1_DQ[18] /<br>DDR0_DQ[50] |       |        |      | DDR1_DQ[18]      | DDR0_DQ[50]           | -16178.784 | 6246.876 |
| AN65   | DDR1_DQ[19] /<br>DDR0_DQ[51] |       |        |      | DDR1_DQ[19]      | DDR0_DQ[51]           | -16178.784 | 5596.636 |
| AN66   | DDR1_DQ[20] /<br>DDR0_DQ[52] |       |        |      | DDR1_DQ[20]      | DDR0_DQ[52]           | -17093.184 | 5596.636 |
| AP66   | DDR1_DQ[21] /<br>DDR0_DQ[53] |       |        |      | DDR1_DQ[21]      | DDR0_DQ[53]           | -17093.184 | 6246.876 |
| AT65   | DDR1_DQ[22] /<br>DDR0_DQ[54] |       |        |      | DDR1_DQ[22]      | DDR0_DQ[54]           | -16178.784 | 7547.356 |
| AU65   | DDR1_DQ[23] /<br>DDR0_DQ[55] |       |        |      | DDR1_DQ[23]      | DDR0_DQ[55]           | -16178.784 | 8197.596 |
| AT61   | DDR1_DQ[24] /<br>DDR0_DQ[56] |       |        |      | DDR1_DQ[24]      | DDR0_DQ[56]           | -14349.984 | 7547.356 |
| AU61   | DDR1_DQ[25] /<br>DDR0_DQ[57] |       |        |      | DDR1_DQ[25]      | DDR0_DQ[57]           | -14349.984 | 8197.596 |
| AP60   | DDR1_DQ[26] /<br>DDR0_DQ[58] |       |        |      | DDR1_DQ[26]      | DDR0_DQ[58]           | -13435.584 | 6246.876 |
| AN60   | DDR1_DQ[27] /<br>DDR0_DQ[59] |       |        |      | DDR1_DQ[27]      | DDR0_DQ[59]           | -13435.584 | 5596.636 |
| AN61   | DDR1_DQ[28] /<br>DDR0_DQ[60] |       |        |      | DDR1_DQ[28]      | DDR0_DQ[60]           | -14349.984 | 5596.636 |





Table 9-1. U-Processor Ball List (Sheet 10 of 39)

| Ball # | Ball Name                    | DDR3L | LPDDR3 | DDR4 | Interleaved (IL) | Non-interleaved (NIL) | X[um]      | Y[um]    |
|--------|------------------------------|-------|--------|------|------------------|-----------------------|------------|----------|
| AP61   | DDR1_DQ[29] /<br>DDR0_DQ[61] |       |        |      | DDR1_DQ[29]      | DDR0_DQ[61]           | -14349.984 | 6246.876 |
| AT60   | DDR1_DQ[30] /<br>DDR0_DQ[62] |       |        |      | DDR1_DQ[30]      | DDR0_DQ[62]           | -13435.584 | 7547.356 |
| AU60   | DDR1_DQ[31] /<br>DDR0_DQ[63] |       |        |      | DDR1_DQ[31]      | DDR0_DQ[63]           | -13435.584 | 8197.596 |
| AU40   | DDR1_DQ[32] /<br>DDR1_DQ[16] |       |        |      | DDR1_DQ[32]      | DDR1_DQ[16]           | -2462.784  | 8197.596 |
| AT40   | DDR1_DQ[33] /<br>DDR1_DQ[17] |       |        |      | DDR1_DQ[33]      | DDR1_DQ[17]           | -2462.784  | 7547.356 |
| AT37   | DDR1_DQ[34] /<br>DDR1_DQ[18] |       |        |      | DDR1_DQ[34]      | DDR1_DQ[18]           | -633.984   | 7547.356 |
| AU37   | DDR1_DQ[35] /<br>DDR1_DQ[19] |       |        |      | DDR1_DQ[35]      | DDR1_DQ[19]           | -633.984   | 8197.596 |
| AR40   | DDR1_DQ[36] /<br>DDR1_DQ[20] |       |        |      | DDR1_DQ[36]      | DDR1_DQ[20]           | -2462.784  | 6897.116 |
| AP40   | DDR1_DQ[37] /<br>DDR1_DQ[21] |       |        |      | DDR1_DQ[37]      | DDR1_DQ[21]           | -2462.784  | 6246.876 |
| AP37   | DDR1_DQ[38] /<br>DDR1_DQ[22] |       |        |      | DDR1_DQ[38]      | DDR1_DQ[22]           | -633.984   | 6246.876 |
| AR37   | DDR1_DQ[39] /<br>DDR1_DQ[23] |       |        |      | DDR1_DQ[39]      | DDR1_DQ[23]           | -633.984   | 6897.116 |
| AT33   | DDR1_DQ[40] /<br>DDR1_DQ[24] |       |        |      | DDR1_DQ[40]      | DDR1_DQ[24]           | 1194.816   | 7547.356 |
| AU33   | DDR1_DQ[41] /<br>DDR1_DQ[25] |       |        |      | DDR1_DQ[41]      | DDR1_DQ[25]           | 1194.816   | 8197.596 |
| AU30   | DDR1_DQ[42] /<br>DDR1_DQ[26] |       |        |      | DDR1_DQ[42]      | DDR1_DQ[26]           | 3023.616   | 8197.596 |
| AT30   | DDR1_DQ[43] /<br>DDR1_DQ[27] |       |        |      | DDR1_DQ[43]      | DDR1_DQ[27]           | 3023.616   | 7547.356 |
| AR33   | DDR1_DQ[44] /<br>DDR1_DQ[28] |       |        |      | DDR1_DQ[44]      | DDR1_DQ[28]           | 1194.816   | 6897.116 |
| AP33   | DDR1_DQ[45] /<br>DDR1_DQ[29] |       |        |      | DDR1_DQ[45]      | DDR1_DQ[29]           | 1194.816   | 6246.876 |
| AR30   | DDR1_DQ[46] /<br>DDR1_DQ[30] |       |        |      | DDR1_DQ[46]      | DDR1_DQ[30]           | 3023.616   | 6897.116 |
| AP30   | DDR1_DQ[47] /<br>DDR1_DQ[31] |       |        |      | DDR1_DQ[47]      | DDR1_DQ[31]           | 3023.616   | 6246.876 |
| AU27   | DDR1_DQ[48]                  |       |        |      |                  |                       | 4852.416   | 8197.596 |
| AT27   | DDR1_DQ[49]                  |       |        |      |                  |                       | 4852.416   | 7547.356 |
| AT25   | DDR1_DQ[50]                  |       |        |      |                  |                       | 5766.816   | 7547.356 |
| AU25   | DDR1_DQ[51]                  |       |        |      |                  |                       | 5766.816   | 8197.596 |
| AP27   | DDR1_DQ[52]                  |       |        |      |                  |                       | 4852.416   | 6246.876 |
| AN27   | DDR1_DQ[53]                  |       |        |      |                  |                       | 4852.416   | 5596.636 |
| AN25   | DDR1_DQ[54]                  |       |        |      |                  |                       | 5766.816   | 5596.636 |
| AP25   | DDR1_DQ[55]                  |       |        |      |                  |                       | 5766.816   | 6246.876 |
| AT22   | DDR1_DQ[56]                  |       |        |      |                  |                       | 7595.616   | 7547.356 |
| AU22   | DDR1_DQ[57]                  |       |        |      |                  |                       | 7595.616   | 8197.596 |
| AU21   | DDR1_DQ[58]                  |       |        |      |                  |                       | 8510.016   | 8197.596 |



Table 9-1. U-Processor Ball List (Sheet 11 of 39)

| Ball # | Ball Name                      | DDR3L | LPDDR3 | DDR4 | Interleaved (IL) | Non-interleaved (NIL) | X[um]      | Y[um]     |
|--------|--------------------------------|-------|--------|------|------------------|-----------------------|------------|-----------|
| AT21   | DDR1_DQ[59]                    |       |        |      |                  |                       | 8510.016   | 7547.356  |
| AN22   | DDR1_DQ[60]                    |       |        |      |                  |                       | 7595.616   | 5596.636  |
| AP22   | DDR1_DQ[61]                    |       |        |      |                  |                       | 7595.616   | 6246.876  |
| AP21   | DDR1_DQ[62]                    |       |        |      |                  |                       | 8510.016   | 6246.876  |
| AN21   | DDR1_DQ[63]                    |       |        |      |                  |                       | 8510.016   | 5596.636  |
| AM70   | DDR0_DQSN[0]                   |       |        |      |                  |                       | -19339.052 | 5154.676  |
| AT69   | DDR0_DQSN[1]                   |       |        |      |                  |                       | -18688.812 | 7509.256  |
| BA64   | DDR0_DQSN[2] /<br>DDR0_DQSN[4] |       |        |      | DDR0_DQSN[2]     | DDR0_DQSN[4]          | -15894.812 | 10338.816 |
| AY60   | DDR0_DQSN[3] /<br>DDR0_DQSN[5] |       |        |      | DDR0_DQSN[3]     | DDR0_DQSN[5]          | -13441.172 | 9688.576  |
| BA38   | DDR0_DQSN[4] /<br>DDR1_DQSN[0] |       |        |      | DDR0_DQSN[4]     | DDR1_DQSN[0]          | -1170.432  | 10338.816 |
| AY34   | DDR0_DQSN[5] /<br>DDR1_DQSN[1] |       |        |      | DDR0_DQSN[5]     | DDR1_DQSN[1]          | 1283.208   | 9688.576  |
| BA30   | DDR0_DQSN[6] /<br>DDR1_DQSN[4] |       |        |      | DDR0_DQSN[6]     | DDR1_DQSN[4]          | 3810.508   | 10338.816 |
| AY26   | DDR0_DQSN[7] /<br>DDR1_DQSN[5] |       |        |      | DDR0_DQSN[7]     | DDR1_DQSN[5]          | 6264.148   | 9688.576  |
| AH66   | DDR1_DQSN[0] /<br>DDR0_DQSN[2] |       |        |      | DDR1_DQSN[0]     | DDR0_DQSN[2]          | -17063.212 | 3061.97   |
| AG69   | DDR1_DQSN[1] /<br>DDR0_DQSN[3] |       |        |      | DDR1_DQSN[1]     | DDR0_DQSN[3]          | -18688.812 | 2601.976  |
| AR66   | DDR1_DQSN[2] /<br>DDR0_DQSN[6] |       |        |      | DDR1_DQSN[2]     | DDR0_DQSN[6]          | -17093.184 | 6897.116  |
| AR61   | DDR1_DQSN[3] /<br>DDR0_DQSN[7] |       |        |      | DDR1_DQSN[3]     | DDR0_DQSN[7]          | -14349.984 | 6897.116  |
| AT38   | DDR1_DQSN[4] /<br>DDR1_DQSN[2] |       |        |      | DDR1_DQSN[4]     | DDR1_DQSN[2]          | -1548.384  | 7547.356  |
| AT32   | DDR1_DQSN[5] /<br>DDR1_DQSN[3] |       |        |      | DDR1_DQSN[5]     | DDR1_DQSN[3]          | 2109.216   | 7547.356  |
| AR25   | DDR1_DQSN[6]                   |       |        |      |                  |                       | 5766.816   | 6897.116  |
| AR22   | DDR1_DQSN[7]                   |       |        |      |                  |                       | 7595.616   | 6897.116  |
| AM69   | DDR0_DQSP[0]                   |       |        |      |                  |                       | -18688.812 | 5055.616  |
| AT70   | DDR0_DQSP[1]                   |       |        |      |                  |                       | -19339.052 | 7509.256  |
| AY64   | DDR0_DQSP[2] /<br>DDR0_DQSP[4] |       |        |      | DDR0_DQSP[2]     | DDR0_DQSP[4]          | -15993.872 | 9688.576  |
| BA60   | DDR0_DQSP[3] /<br>DDR0_DQSP[5] |       |        |      | DDR0_DQSP[3]     | DDR0_DQSP[5]          | -13540.232 | 10338.816 |
| AY38   | DDR0_DQSP[4] /<br>DDR1_DQSP[0] |       |        |      | DDR0_DQSP[4]     | DDR1_DQSP[0]          | -1269.492  | 9688.576  |
| BA34   | DDR0_DQSP[5] /<br>DDR1_DQSP[1] |       |        |      | DDR0_DQSP[5]     | DDR1_DQSP[1]          | 1184.148   | 10338.816 |
| AY30   | DDR0_DQSP[6] /<br>DDR1_DQSP[4] |       |        |      | DDR0_DQSP[6]     | DDR1_DQSP[4]          | 3711.448   | 9688.576  |
| BA26   | DDR0_DQSP[7] /<br>DDR1_DQSP[5] |       |        |      | DDR0_DQSP[7]     | DDR1_DQSP[5]          | 6165.088   | 10338.816 |
| AH65   | DDR1_DQSP[0] /<br>DDR0_DQSP[2] |       |        |      | DDR1_DQSP[0]     | DDR0_DQSP[2]          | -16412.972 | 3061.97   |



Table 9-1. U-Processor Ball List (Sheet 12 of 39)

| Ball # | Ball Name                      | DDR3L | LPDDR3 | DDR4 | Interleaved (IL) | Non-interleaved (NIL) | X[um]      | Y[um]      |
|--------|--------------------------------|-------|--------|------|------------------|-----------------------|------------|------------|
| AG70   | DDR1_DQSP[1] /<br>DDR0_DQSP[3] |       |        |      | DDR1_DQSP[1]     | DDR0_DQSP[3]          | -19339.052 | 2502.916   |
| AR65   | DDR1_DQSP[2] /<br>DDR0_DQSP[6] |       |        |      | DDR1_DQSP[2]     | DDR0_DQSP[6]          | -16178.784 | 6897.116   |
| AR60   | DDR1_DQSP[3] /<br>DDR0_DQSP[7] |       |        |      | DDR1_DQSP[3]     | DDR0_DQSP[7]          | -13435.584 | 6897.116   |
| AR38   | DDR1_DQSP[4] /<br>DDR1_DQSP[2] |       |        |      | DDR1_DQSP[4]     | DDR1_DQSP[2]          | -1548.384  | 6897.116   |
| AR32   | DDR1_DQSP[5] /<br>DDR1_DQSP[3] |       |        |      | DDR1_DQSP[5]     | DDR1_DQSP[3]          | 2109.216   | 6897.116   |
| AR27   | DDR1_DQSP[6]                   |       |        |      |                  |                       | 4852.416   | 6897.116   |
| AR21   | DDR1_DQSP[7]                   |       |        |      |                  |                       | 8510.016   | 6897.116   |
| E52    | eDP_RCOMP                      |       |        |      |                  |                       | -8863.584  | -8591.296  |
| AT13   | DRAM_RESET#                    |       |        |      |                  |                       | 13082.016  | 7547.356   |
| BB20   | DSW_PWROK                      |       |        |      |                  |                       | 9347.708   | 11314.176  |
| J71    | RSVD                           |       |        |      |                  |                       | -20314.412 | -6432.804  |
| J68    | RSVD                           |       |        |      |                  |                       | -18361.914 | -6519.926  |
| E45    | EDP_AUXN                       |       |        |      |                  |                       | -5205.984  | -8591.296  |
| F45    | EDP_AUXP                       |       |        |      |                  |                       | -5205.984  | -7941.056  |
| B52    | EDP_DISP_UTIL                  |       |        |      |                  |                       | -9115.806  | -10663.936 |
| C47    | EDP_TXN[0]                     |       |        |      |                  |                       | -6637.782  | -10013.696 |
| D46    | EDP_TXN[1]                     |       |        |      |                  |                       | -6074.41   | -9688.576  |
| A45    | EDP_TXN[2]                     |       |        |      |                  |                       | -5511.038  | -11314.176 |
| A47    | EDP_TXN[3]                     |       |        |      |                  |                       | -6637.782  | -11314.176 |
| C46    | EDP_TXP[0]                     |       |        |      |                  |                       | -6074.41   | -10338.816 |
| C45    | EDP_TXP[1]                     |       |        |      |                  |                       | -5511.038  | -10013.696 |
| B45    | EDP_TXP[2]                     |       |        |      |                  |                       | -5511.038  | -10663.936 |
| B47    | EDP_TXP[3]                     |       |        |      |                  |                       | -6637.782  | -10663.936 |
| AY71   | VSS                            |       |        |      |                  |                       | -20314.412 | 10201.656  |
| H66    | OPCE_RCOMP                     |       |        |      |                  |                       | -17347.184 | -6704.076  |
| F65    | VSS                            |       |        |      |                  |                       | -16331.184 | -8004.556  |
| G65    | VSS                            |       |        |      |                  |                       | -16331.184 | -7354.316  |
| AW71   | RSVD_TP                        |       |        |      |                  |                       | -20314.412 | 9551.416   |
| AW70   | RSVD_TP                        |       |        |      |                  |                       | -19684.746 | 10034.778  |
| AT1    | EMMC_RCOMP                     |       |        |      |                  |                       | 19989.038  | 7444.74    |
| A52    | RSVD                           |       |        |      |                  |                       | -9115.806  | -11314.176 |
| D71    | RSVD                           |       |        |      |                  |                       | -20314.412 | -9551.416  |
| C70    | RSVD                           |       |        |      |                  |                       | -19685.254 | -10034.27  |
| C54    | RSVD                           |       |        |      |                  |                       | -10467.086 | -10013.696 |
| D54    | RSVD                           |       |        |      |                  |                       | -10467.086 | -9363.456  |
| AY4    | TP1                            |       |        |      |                  |                       | 18274.284  | 10043.16   |



Table 9-1. U-Processor Ball List (Sheet 13 of 39)

| Ball # | Ball Name                                       | DDR3L | LPDDR3 | DDR4 | Interleaved (IL) | Non-interleaved (NIL) | X[um]     | Y[um]     |
|--------|---|-------|--------|------|------------------|-----------------------|-----------|-----------|
| BB3    | TP2   |       |        |      |                  |                       | 19201.638 | 11314.176 |
| AU13   | GPD0 / BATLOW#                                  |       |        |      |                  |                       | 13082.016 | 8197.596  |
| AY15   | GPD1 / ACPRESENT                                |       |        |      |                  |                       | 11709.908 | 10013.696 |
| AY16   | GPD10 / SLP_S5#                                 |       |        |      |                  |                       | 11144.504 | 9688.576  |
| AW17   | GPD11 / LANPHYPC                                |       |        |      |                  |                       | 10574.528 | 9363.456  |
| AM15   | GPD2 / LAN_WAKE#                                |       |        |      |                  |                       | 12167.616 | 4946.396  |
| BA15   | GPD3 / PWRBTN#                                  |       |        |      |                  |                       | 11768.328 | 10663.936 |
| AP15   | GPD4 / SLP_S3#                                  |       |        |      |                  |                       | 12167.616 | 6246.876  |
| BA16   | GPD5 / SLP_S4#                                  |       |        |      |                  |                       | 11144.504 | 10338.816 |
| AN16   | GPD6 / SLP_A#                                   |       |        |      |                  |                       | 11253.216 | 5596.636  |
| AT15   | GPD7 / RSVD                                     |       |        |      |                  |                       | 12167.616 | 7547.356  |
| BA17   | GPD8 / SUSCLK                                   |       |        |      |                  |                       | 10574.528 | 10663.936 |
| BB17   | GPD9 / SLP_WLAN#                                |       |        |      |                  |                       | 10574.528 | 11314.176 |
| AW13   | GPP_A0 / RCIN#                                  |       |        |      |                  |                       | 12995.148 | 9363.456  |
| AY13   | GPP_A1 / LAD0 / ESPI_IO0                        |       |        |      |                  |                       | 12995.148 | 10013.696 |
| AY9    | GPP_A10 / CLKOUT_LPC1                           |       |        |      |                  |                       | 15415.768 | 10013.696 |
| AU11   | GPP_A11 /PME#                                   |       |        |      |                  |                       | 13996.416 | 8197.596  |
| AP13   | Sx_EXIT_HOLDOFF# / GPP_A12 / BM_BUSY# / ISH_GP6 |       |        |      |                  |                       | 13082.016 | 6246.876  |
| AR13   | GPP_A13 / SUSWARN# / SUSPWRDNACK                |       |        |      |                  |                       | 13082.016 | 6897.116  |
| BA11   | GPP_A14 / SUS_STAT# / ESPI_RESET#               |       |        |      |                  |                       | 14188.948 | 10663.936 |
| AP11   | GPP_A15 / SUSACK#                               |       |        |      |                  |                       | 13996.416 | 6246.876  |
| BB9    | GPP_A16 / SD_1P8_SEL                            |       |        |      |                  |                       | 15415.768 | 11314.176 |
| BA9    | GPP_A17 / SD_PWR_EN# / ISH_GP7                  |       |        |      |                  |                       | 15415.768 | 10663.936 |
| AY8    | GPP_A18 / ISH_GP0                               |       |        |      |                  |                       | 15985.744 | 9688.576  |
| BA8    | GPP_A19 / ISH_GP1                               |       |        |      |                  |                       | 15985.744 | 10338.816 |
| BA13   | GPP_A2 / LAD1 / ESPI_IO1                        |       |        |      |                  |                       | 12995.148 | 10663.936 |
| BB7    | GPP_A20 / ISH_GP2                               |       |        |      |                  |                       | 16609.568 | 11314.176 |
| BA7    | GPP_A21 / ISH_GP3                               |       |        |      |                  |                       | 16609.568 | 10663.936 |
| AY7    | GPP_A22 / ISH_GP4                               |       |        |      |                  |                       | 16551.148 | 10013.696 |
| AW7    | GPP_A23 / ISH_GP5                               |       |        |      |                  |                       | 16563.848 | 9363.456  |
| BB13   | GPP_A3 / LAD2 / ESPI_IO2                        |       |        |      |                  |                       | 12995.148 | 11314.176 |
| AY12   | GPP_A4 / LAD3 / ESPI_IO3                        |       |        |      |                  |                       | 13565.124 | 9688.576  |
| BA12   | GPP_A5 / LFRAME# / ESPI_CS#                     |       |        |      |                  |                       | 13565.124 | 10338.816 |
| AY11   | GPP_A6 / SERIRQ                                 |       |        |      |                  |                       | 14130.528 | 10013.696 |



Table 9-1. U-Processor Ball List (Sheet 14 of 39)

| Ball # | Ball Name                             | DDR3L | LPDDR3 | DDR4 | Interleaved (IL) | Non-interleaved (NIL) | X[um]     | Y[um]     |
|--------|---------------------------------------|-------|--------|------|------------------|-----------------------|-----------|-----------|
| BB11   | GPP_A7 / PIRQA#                       |       |        |      |                  |                       | 14188.948 | 11314.176 |
| AW11   | GPP_A8 / CLKRUN#                      |       |        |      |                  |                       | 14143.228 | 9363.456  |
| AW9    | GPP_A9 / CLKOUT_LPC0 / ESPI_CLK       |       |        |      |                  |                       | 15415.768 | 9363.456  |
| AN11   | GPP_B0 / CORE_VID0                    |       |        |      |                  |                       | 13996.416 | 5596.636  |
| AN13   | GPP_B1 / CORE_VID1                    |       |        |      |                  |                       | 13082.016 | 5596.636  |
| AU7    | GPP_B10 / SRCCLKREQ5#                 |       |        |      |                  |                       | 16739.616 | 8197.596  |
| AM10   | GPP_B11 / EXT_PWR_GATE#               |       |        |      |                  |                       | 14910.816 | 4946.396  |
| AT11   | GPP_B12 / SLP_S0#                     |       |        |      |                  |                       | 13996.416 | 7547.356  |
| AN10   | GPP_B13 / PLTRST#                     |       |        |      |                  |                       | 14910.816 | 5596.636  |
| AW5    | GPP_B14 / SPKR                        |       |        |      |                  |                       | 17780.508 | 8911.336  |
| AN8    | GPP_B15 / GSPI0_CS#                   |       |        |      |                  |                       | 15825.216 | 5596.636  |
| AP7    | GPP_B16 / GSPI0_CLK                   |       |        |      |                  |                       | 16739.616 | 6246.876  |
| AP8    | GPP_B17 / GSPI0_MISO                  |       |        |      |                  |                       | 15825.216 | 6246.876  |
| AR7    | GPP_B18 / GSPI0_MOSI                  |       |        |      |                  |                       | 16739.616 | 6897.116  |
| AM5    | GPP_B19 / GSPI1_CS#                   |       |        |      |                  |                       | 17654.016 | 4946.396  |
| AM11   | GPP_B2 / VRALERT#                     |       |        |      |                  |                       | 13996.416 | 4946.396  |
| AN7    | GPP_B20 / GSPI1_CLK                   |       |        |      |                  |                       | 16739.616 | 5596.636  |
| AP5    | GPP_B21 / GSPI1_MISO                  |       |        |      |                  |                       | 17654.016 | 6246.876  |
| AN5    | GPP_B22 / GSPI1_MOSI                  |       |        |      |                  |                       | 17654.016 | 5596.636  |
| AM7    | GPP_B23 / SML1ALERT# / PCHHOT#        |       |        |      |                  |                       | 16739.616 | 4946.396  |
| BA5    | GPP_B3 / CPU_GP2                      |       |        |      |                  |                       | 17715.484 | 10625.836 |
| AY5    | GPP_B4 / CPU_GP3                      |       |        |      |                  |                       | 17664.684 | 9688.576  |
| AR10   | GPP_B5 / SRCCLKREQ0#                  |       |        |      |                  |                       | 14910.816 | 6897.116  |
| AT7    | GPP_B6 / SRCCLKREQ1#                  |       |        |      |                  |                       | 16739.616 | 7547.356  |
| AT8    | GPP_B7 / SRCCLKREQ2#                  |       |        |      |                  |                       | 15825.216 | 7547.356  |
| AT10   | GPP_B8 / SRCCLKREQ3#                  |       |        |      |                  |                       | 14910.816 | 7547.356  |
| AU8    | GPP_B9 / SRCCLKREQ4#                  |       |        |      |                  |                       | 15825.216 | 8197.596  |
| R7     | GPP_C0 / SMBCLK                       |       |        |      |                  |                       | 16935.196 | -3333.496 |
| R8     | GPP_C1 / SMBDATA                      |       |        |      |                  |                       | 16284.956 | -3333.496 |
| W4     | GPP_C10 / UART0_RTS#                  |       |        |      |                  |                       | 18363.438 | -1173.48  |
| AB3    | GPP_C11 / UART0_CTS#                  |       |        |      |                  |                       | 19013.678 | 152.4     |
| AC1    | GPP_C12 / UART1_RXD / ISH_UART1_RXD   |       |        |      |                  |                       | 19989.038 | 815.34    |
| AC2    | GPP_C13 / UART1_TXD / ISH_UART1_TXD   |       |        |      |                  |                       | 19338.798 | 815.34    |
| AC3    | GPP_C14 / UART1_RTS# / ISH_UART1_RTS# |       |        |      |                  |                       | 18688.558 | 815.34    |
| AB4    | GPP_C15 / UART1_CTS# / ISH_UART1_CTS# |       |        |      |                  |                       | 18363.438 | 152.4     |



Table 9-1. U-Processor Ball List (Sheet 15 of 39)

| Ball # | Ball Name   | DDR3L | LPDDR3 | DDR4 | Interleaved (IL) | Non-interleaved (NIL) | X[um]     | Y[um]      |
|--------|---|-------|--------|------|------------------|-----------------------|-----------|------------|
| U7     | GPP_C16 / I2C0_SDA                                    |       |        |      |                  |                       | 16935.196 | -2266.696  |
| U6     | GPP_C17 / I2C0_SCL                                    |       |        |      |                  |                       | 17585.436 | -2266.696  |
| U8     | GPP_C18 / I2C1_SDA                                    |       |        |      |                  |                       | 16284.956 | -2266.696  |
| U9     | GPP_C19 / I2C1_SCL                                    |       |        |      |                  |                       | 15634.716 | -2266.696  |
| R10    | GPP_C2 / SMBALERT#                                    |       |        |      |                  |                       | 14984.476 | -3333.496  |
| AD1    | GPP_C20 / UART2_RXD                                   |       |        |      |                  |                       | 20314.158 | 1478.28    |
| AD2    | GPP_C21 / UART2_TXD                                   |       |        |      |                  |                       | 19663.918 | 1478.28    |
| AD3    | GPP_C22 / UART2_RTS#                                  |       |        |      |                  |                       | 19013.678 | 1478.28    |
| AD4    | GPP_C23 / UART2_CTS#                                  |       |        |      |                  |                       | 18363.438 | 1478.28    |
| R9     | GPP_C3 / SML0CLK                                      |       |        |      |                  |                       | 15634.716 | -3333.496  |
| W2     | GPP_C4 / SML0DATA                                     |       |        |      |                  |                       | 19663.918 | -1173.48   |
| W1     | GPP_C5 / SML0ALERT#                                   |       |        |      |                  |                       | 20314.158 | -1173.48   |
| W3     | GPP_C6 / SML1CLK                                      |       |        |      |                  |                       | 19013.678 | -1173.48   |
| V3     | GPP_C7 / SML1DATA                                     |       |        |      |                  |                       | 18688.558 | -1836.42   |
| AB1    | GPP_C8 / UART0_RXD                                    |       |        |      |                  |                       | 20314.158 | 152.4      |
| AB2    | GPP_C9 / UART0_TXD                                    |       |        |      |                  |                       | 19663.918 | 152.4      |
| M1     | GPP_D0 / SPI1_CS#                                     |       |        |      |                  |                       | 20314.158 | -5151.12   |
| M2     | GPP_D1 / SPI1_CLK                                     |       |        |      |                  |                       | 19663.918 | -5151.12   |
| P3     | GPP_D10   |       |        |      |                  |                       | 19013.678 | -3825.24   |
| P4     | GPP_D11   |       |        |      |                  |                       | 18363.438 | -3825.24   |
| P1     | GPP_D12   |       |        |      |                  |                       | 20314.158 | -3825.24   |
| U1     | GPP_D13 /<br>ISH_UART0_RXD /<br>SML0BDATA / I2C4B_SDA |       |        |      |                  |                       | 20314.158 | -2499.36   |
| U2     | GPP_D14 /<br>ISH_UART0_TXD /<br>SML0BCLK / I2C4B_SCL  |       |        |      |                  |                       | 19663.918 | -2499.36   |
| U3     | GPP_D15 /<br>ISH_UART0_RTS#                           |       |        |      |                  |                       | 19013.678 | -2499.36   |
| U4     | GPP_D16 /<br>ISH_UART0_CTS# /<br>SML0BALERT#          |       |        |      |                  |                       | 18363.438 | -2499.36   |
| D8     | GPP_D17 / DMIC_CLK1                                   |       |        |      |                  |                       | 16227.806 | -9688.576  |
| C8     | GPP_D18 / DMIC_DATA1                                  |       |        |      |                  |                       | 16227.806 | -10338.816 |
| H5     | GPP_D19 / DMIC_CLK0                                   |       |        |      |                  |                       | 17654.016 | -6640.576  |
| M3     | GPP_D2 / SPI1_MISO                                    |       |        |      |                  |                       | 19013.678 | -5151.12   |
| D7     | GPP_D20 / DMIC_DATA0                                  |       |        |      |                  |                       | 16791.178 | -9363.456  |
| V1     | GPP_D21 / SPI1_IO2                                    |       |        |      |                  |                       | 19989.038 | -1836.42   |
| V2     | GPP_D22 / SPI1_IO3                                    |       |        |      |                  |                       | 19338.798 | -1836.42   |
| J5     | GPP_D23 / I2S_MCLK                                    |       |        |      |                  |                       | 17654.016 | -5990.336  |
| J4     | GPP_D3 / SPI1_MOSI                                    |       |        |      |                  |                       | 18363.438 | -6477      |
| B7     | GPP_D4 / FLASHTRIG                                    |       |        |      |                  |                       | 16791.178 | -10663.936 |



**Table 9-1. U-Processor Ball List (Sheet 16 of 39)**

| Ball # | Ball Name                         | DDR3L | LPDDR3 | DDR4 | Interleaved (IL) | Non-interleaved (NIL) | X[um]     | Y[um]      |
|--------|-----------------------------------|-------|--------|------|------------------|-----------------------|-----------|------------|
| M4     | GPP_D5 / ISH_I2C0_SDA             |       |        |      |                  |                       | 18363.438 | -5151.12   |
| N3     | GPP_D6 / ISH_I2C0_SCL             |       |        |      |                  |                       | 18688.558 | -4488.18   |
| N1     | GPP_D7 / ISH_I2C1_SDA             |       |        |      |                  |                       | 19989.038 | -4488.18   |
| N2     | GPP_D8 / ISH_I2C1_SCL             |       |        |      |                  |                       | 19338.798 | -4488.18   |
| P2     | GPP_D9                            |       |        |      |                  |                       | 19663.918 | -3825.24   |
| H2     | GPP_E0 / SATAXPICIE0 / SATAGP0    |       |        |      |                  |                       | 19338.798 | -7139.94   |
| H3     | GPP_E1 / SATAXPICIE1 / SATAGP1    |       |        |      |                  |                       | 18688.558 | -7139.94   |
| C9     | GPP_E10 / USB2_OC1#               |       |        |      |                  |                       | 15664.434 | -10013.696 |
| D9     | GPP_E11 / USB2_OC2#               |       |        |      |                  |                       | 15664.434 | -9363.456  |
| B9     | GPP_E12 / USB2_OC3#               |       |        |      |                  |                       | 15664.434 | -10663.936 |
| L9     | GPP_E13 / DDPB_HPD0               |       |        |      |                  |                       | 15634.716 | -5340.096  |
| L7     | GPP_E14 / DDPC_HPD1               |       |        |      |                  |                       | 16935.196 | -5340.096  |
| L6     | GPP_E15 / DDPD_HPD2               |       |        |      |                  |                       | 17585.436 | -5340.096  |
| N9     | GPP_E16 / DDPE_HPD3               |       |        |      |                  |                       | 15634.716 | -4400.296  |
| L10    | GPP_E17 / EDP_HPD                 |       |        |      |                  |                       | 14984.476 | -5340.096  |
| L13    | GPP_E18 / DDPB_CTRLCLK            |       |        |      |                  |                       | 13033.756 | -5340.096  |
| L12    | GPP_E19 / DDPB_CTRLDATA           |       |        |      |                  |                       | 13683.996 | -5340.096  |
| G4     | GPP_E2 / SATAXPICIE2 / SATAGP2    |       |        |      |                  |                       | 18363.438 | -7802.88   |
| N7     | GPP_E20 / DDPC_CTRLCLK            |       |        |      |                  |                       | 16935.196 | -4400.296  |
| N8     | GPP_E21 / DDPC_CTRLDATA           |       |        |      |                  |                       | 16284.956 | -4400.296  |
| N11    | GPP_E22                           |       |        |      |                  |                       | 14334.236 | -4400.296  |
| N12    | GPP_E23                           |       |        |      |                  |                       | 13683.996 | -4400.296  |
| A6     | GPP_E3 / CPU_GP0                  |       |        |      |                  |                       | 17466.818 | -10989.056 |
| J1     | GPP_E4 / DEVSLP0                  |       |        |      |                  |                       | 20314.158 | -6477      |
| J2     | GPP_E5 / DEVSLP1                  |       |        |      |                  |                       | 19663.918 | -6477      |
| J3     | GPP_E6 / DEVSLP2                  |       |        |      |                  |                       | 19013.678 | -6477      |
| A7     | GPP_E7 / CPU_GP1                  |       |        |      |                  |                       | 16791.178 | -11314.176 |
| H1     | GPP_E8 / SATALED#                 |       |        |      |                  |                       | 19989.038 | -7139.94   |
| A9     | GPP_E9 / USB2_OC0#                |       |        |      |                  |                       | 15664.434 | -11314.176 |
| AK6    | GPP_F0 / I2S2_SCLK                |       |        |      |                  |                       | 17585.436 | 4007.104   |
| AK7    | GPP_F1 / I2S2_SFRM                |       |        |      |                  |                       | 16935.196 | 4007.104   |
| AD11   | GPP_F10 / I2C5_SDA / ISH_I2C2_SDA |       |        |      |                  |                       | 14334.236 | 933.704    |
| AD12   | GPP_F11 / I2C5_SCL / ISH_I2C2_SCL |       |        |      |                  |                       | 13683.996 | 933.704    |
| AP4    | GPP_F12 / EMMC_CMD                |       |        |      |                  |                       | 18363.438 | 6781.8     |



Table 9-1. U-Processor Ball List (Sheet 17 of 39)

| Ball # | Ball Name            | DDR3L | LPDDR3 | DDR4 | Interleaved (IL) | Non-interleaved (NIL) | X[um]      | Y[um]      |
|--------|----------------------|-------|--------|------|------------------|-----------------------|------------|------------|
| AP2    | GPP_F13 / EMMC_DATA0 |       |        |      |                  |                       | 19663.918  | 6781.8     |
| AP1    | GPP_F14 / EMMC_DATA1 |       |        |      |                  |                       | 20314.158  | 6781.8     |
| AP3    | GPP_F15 / EMMC_DATA2 |       |        |      |                  |                       | 19013.678  | 6781.8     |
| AN3    | GPP_F16 / EMMC_DATA3 |       |        |      |                  |                       | 18688.558  | 6118.86    |
| AN1    | GPP_F17 / EMMC_DATA4 |       |        |      |                  |                       | 19989.038  | 6118.86    |
| AN2    | GPP_F18 / EMMC_DATA5 |       |        |      |                  |                       | 19338.798  | 6118.86    |
| AM4    | GPP_F19 / EMMC_DATA6 |       |        |      |                  |                       | 18363.438  | 5455.92    |
| AK9    | GPP_F2 / I2S2_TXD    |       |        |      |                  |                       | 15634.716  | 4007.104   |
| AM1    | GPP_F20 / EMMC_DATA7 |       |        |      |                  |                       | 20314.158  | 5455.92    |
| AM2    | GPP_F21 / EMMC_RCLK  |       |        |      |                  |                       | 19663.918  | 5455.92    |
| AM3    | GPP_F22 / EMMC_CLK   |       |        |      |                  |                       | 19013.678  | 5455.92    |
| AF13   | GPP_F23              |       |        |      |                  |                       | 13033.756  | 2000.504   |
| AK10   | GPP_F3 / I2S2_RXD    |       |        |      |                  |                       | 14984.476  | 4007.104   |
| AH9    | GPP_F4 / I2C2_SDA    |       |        |      |                  |                       | 15634.716  | 3067.304   |
| AH10   | GPP_F5 / I2C2_SCL    |       |        |      |                  |                       | 14984.476  | 3067.304   |
| AH11   | GPP_F6 / I2C3_SDA    |       |        |      |                  |                       | 14334.236  | 3067.304   |
| AH12   | GPP_F7 / I2C3_SCL    |       |        |      |                  |                       | 13683.996  | 3067.304   |
| AF11   | GPP_F8 / I2C4_SDA    |       |        |      |                  |                       | 14334.236  | 2000.504   |
| AF12   | GPP_F9 / I2C4_SCL    |       |        |      |                  |                       | 13683.996  | 2000.504   |
| AB11   | GPP_G0 / SD_CMD      |       |        |      |                  |                       | 14334.236  | -133.096   |
| AB13   | GPP_G1 / SD_DATA0    |       |        |      |                  |                       | 13033.756  | -133.096   |
| AB12   | GPP_G2 / SD_DATA1    |       |        |      |                  |                       | 13683.996  | -133.096   |
| W12    | GPP_G3 / SD_DATA2    |       |        |      |                  |                       | 13683.996  | -1199.896  |
| W11    | GPP_G4 / SD_DATA3    |       |        |      |                  |                       | 14334.236  | -1199.896  |
| W10    | GPP_G5 / SD_CD#      |       |        |      |                  |                       | 14984.476  | -1199.896  |
| W8     | GPP_G6 / SD_CLK      |       |        |      |                  |                       | 16284.956  | -1199.896  |
| W7     | GPP_G7 / SD_WP       |       |        |      |                  |                       | 16935.196  | -1199.896  |
| C71    | RSVD                 |       |        |      |                  |                       | -20314.412 | -10201.656 |
| B70    | RSVD                 |       |        |      |                  |                       | -19685.254 | -10684.51  |
| AP16   | INTRUDER#            |       |        |      |                  |                       | 11253.216  | 6246.876   |
| E8     | ITP_PMODE            |       |        |      |                  |                       | 15825.216  | -8591.296  |
| A59    | JTAGX                |       |        |      |                  |                       | -12945.11  | -11314.176 |
| R11    | eDP_BKLTCTL          |       |        |      |                  |                       | 14334.236  | -3333.496  |
| R12    | eDP_BKLTEN           |       |        |      |                  |                       | 13683.996  | -3333.496  |
| U13    | eDP_VDDEN            |       |        |      |                  |                       | 13033.756  | -2266.696  |
| F60    | RSVD                 |       |        |      |                  |                       | -13435.584 | -7941.056  |
| F61    | RSVD                 |       |        |      |                  |                       | -14349.984 | -7941.056  |
| E61    | RSVD                 |       |        |      |                  |                       | -14349.984 | -8591.296  |





**Table 9-1. U-Processor Ball List (Sheet 18 of 39)**

| Ball # | Ball Name    | DDR3L | LPDDR3 | DDR4 | Interleaved (IL) | Non-interleaved (NIL) | X[um]      | Y[um]      |
|--------|--------------|-------|--------|------|------------------|-----------------------|------------|------------|
| C55    | BPM#[0]      |       |        |      |                  |                       | -11030.458 | -10338.816 |
| D55    | BPM#[1]      |       |        |      |                  |                       | -11030.458 | -9688.576  |
| B54    | BPM#[2]      |       |        |      |                  |                       | -10467.086 | -10663.936 |
| C56    | BPM#[3]      |       |        |      |                  |                       | -11593.83  | -10013.696 |
| E1     | RSVD         |       |        |      |                  |                       | 20314.158  | -9039.86   |
| E2     | RSVD         |       |        |      |                  |                       | 19663.918  | -9039.86   |
| G3     | CL_CLK       |       |        |      |                  |                       | 19013.678  | -7802.88   |
| G2     | CL_DATA      |       |        |      |                  |                       | 19663.918  | -7802.88   |
| G1     | CL_RST#      |       |        |      |                  |                       | 20314.158  | -7802.88   |
| AP56   | MSM#         |       |        |      |                  |                       | -11606.784 | 6246.876   |
| E68    | CFG[0]       |       |        |      |                  |                       | -17898.618 | -9363.456  |
| B67    | CFG[1]       |       |        |      |                  |                       | -17901.158 | -10663.936 |
| F70    | CFG[10]      |       |        |      |                  |                       | -19212.052 | -8320.024  |
| G68    | CFG[11]      |       |        |      |                  |                       | -18363.692 | -7659.624  |
| H70    | CFG[12]      |       |        |      |                  |                       | -19339.052 | -7095.744  |
| G71    | CFG[13]      |       |        |      |                  |                       | -20314.412 | -7758.684  |
| H69    | CFG[14]      |       |        |      |                  |                       | -18688.812 | -7095.744  |
| G70    | CFG[15]      |       |        |      |                  |                       | -19664.172 | -7758.684  |
| D65    | CFG[2]       |       |        |      |                  |                       | -16549.878 | -9363.456  |
| D67    | CFG[3]       |       |        |      |                  |                       | -17898.618 | -10013.696 |
| E70    | CFG[4]       |       |        |      |                  |                       | -19664.172 | -9009.126  |
| C68    | CFG[5]       |       |        |      |                  |                       | -18622.264 | -9621.52   |
| D68    | CFG[6]       |       |        |      |                  |                       | -19267.424 | -9535.16   |
| C67    | CFG[7]       |       |        |      |                  |                       | -18485.104 | -10299.446 |
| F71    | CFG[8]       |       |        |      |                  |                       | -19862.292 | -8383.524  |
| G69    | CFG[9]       |       |        |      |                  |                       | -19013.932 | -7659.624  |
| E60    | CFG_RCOMP    |       |        |      |                  |                       | -13435.584 | -8591.296  |
| E63    | CFG[16]      |       |        |      |                  |                       | -15315.184 | -8654.796  |
| E66    | CFG[18]      |       |        |      |                  |                       | -17347.184 | -8654.796  |
| F63    | CFG[17]      |       |        |      |                  |                       | -15315.184 | -8004.556  |
| F66    | CFG[19]      |       |        |      |                  |                       | -17347.184 | -8004.556  |
| AY3    | RSVD         |       |        |      |                  |                       | 19028.41   | 10027.92   |
| B56    | PCH_JTAG_TCK |       |        |      |                  |                       | -11593.83  | -10663.936 |
| D59    | PCH_JTAG_TDI |       |        |      |                  |                       | -12945.11  | -9363.456  |
| A56    | PCH_JTAG_TDO |       |        |      |                  |                       | -11593.83  | -11314.176 |
| C59    | PCH_JTAG_TMS |       |        |      |                  |                       | -12945.11  | -10013.696 |
| AU16   | PCH_OPIRCOMP |       |        |      |                  |                       | 11253.216  | 8197.596   |
| BA20   | PCH_PWROK    |       |        |      |                  |                       | 9347.708   | 10663.936  |



Table 9-1. U-Processor Ball List (Sheet 19 of 39)

| Ball # | Ball Name               | DDR3L | LPDDR3 | DDR4 | Interleaved (IL) | Non-interleaved (NIL) | X[um]      | Y[um]      |
|--------|-------------------------|-------|--------|------|------------------|-----------------------|------------|------------|
| C61    | PCH_TRST#               |       |        |      |                  |                       | -14071.854 | -10013.696 |
| H13    | PCIE1_RXN / USB3_5_RXN  |       |        |      |                  |                       | 13082.016  | -6640.576  |
| G13    | PCIE1_RXP / USB3_5_RXP  |       |        |      |                  |                       | 13082.016  | -7290.816  |
| B17    | PCIE1_TXN / USB3_5_TXN  |       |        |      |                  |                       | 10708.386  | -10663.936 |
| A17    | PCIE1_TXP / USB3_5_TXP  |       |        |      |                  |                       | 10708.386  | -11314.176 |
| F25    | PCIE10_RXN              |       |        |      |                  |                       | 5766.816   | -7941.056  |
| E25    | PCIE10_RXP              |       |        |      |                  |                       | 5766.816   | -8591.296  |
| D23    | PCIE10_TXN              |       |        |      |                  |                       | 6879.082   | -9363.456  |
| C23    | PCIE10_TXP              |       |        |      |                  |                       | 6879.082   | -10013.696 |
| E28    | PCIE11_RXN / SATA1B_RXN |       |        |      |                  |                       | 3938.016   | -8591.296  |
| E27    | PCIE11_RXP / SATA1B_RXP |       |        |      |                  |                       | 4852.416   | -8591.296  |
| D24    | PCIE11_TXN / SATA1B_TXN |       |        |      |                  |                       | 6315.71    | -9688.576  |
| C24    | PCIE11_TXP / SATA1B_TXP |       |        |      |                  |                       | 6315.71    | -10338.816 |
| E30    | PCIE12_RXN / SATA2_RXN  |       |        |      |                  |                       | 3023.616   | -8591.296  |
| F30    | PCIE12_RXP / SATA2_RXP  |       |        |      |                  |                       | 3023.616   | -7941.056  |
| A25    | PCIE12_TXN / SATA2_TXN  |       |        |      |                  |                       | 5752.338   | -11314.176 |
| B25    | PCIE12_TXP / SATA2_TXP  |       |        |      |                  |                       | 5752.338   | -10663.936 |
| G11    | PCIE2_RXN / USB3_6_RXN  |       |        |      |                  |                       | 13996.416  | -7290.816  |
| F11    | PCIE2_RXP / USB3_6_RXP  |       |        |      |                  |                       | 13996.416  | -7941.056  |
| D16    | PCIE2_TXN / USB3_6_TXN  |       |        |      |                  |                       | 11271.758  | -9688.576  |
| C16    | PCIE2_TXP / USB3_6_TXP  |       |        |      |                  |                       | 11271.758  | -10338.816 |
| H16    | PCIE3_RXN               |       |        |      |                  |                       | 11253.216  | -6640.576  |
| G16    | PCIE3_RXP               |       |        |      |                  |                       | 11253.216  | -7290.816  |
| D17    | PCIE3_TXN               |       |        |      |                  |                       | 10708.386  | -9363.456  |
| C17    | PCIE3_TXP               |       |        |      |                  |                       | 10708.386  | -10013.696 |
| G15    | PCIE4_RXN               |       |        |      |                  |                       | 12167.616  | -7290.816  |
| F15    | PCIE4_RXP               |       |        |      |                  |                       | 12167.616  | -7941.056  |
| B19    | PCIE4_TXN               |       |        |      |                  |                       | 9357.106   | -10663.936 |
| A19    | PCIE4_TXP               |       |        |      |                  |                       | 9357.106   | -11314.176 |
| F16    | PCIE5_RXN               |       |        |      |                  |                       | 11253.216  | -7941.056  |
| E16    | PCIE5_RXP               |       |        |      |                  |                       | 11253.216  | -8591.296  |
| C19    | PCIE5_TXN               |       |        |      |                  |                       | 9357.106   | -10013.696 |
| D19    | PCIE5_TXP               |       |        |      |                  |                       | 9357.106   | -9363.456  |



Table 9-1. U-Processor Ball List (Sheet 20 of 39)

| Ball # | Ball Name              | DDR3L | LPDDR3 | DDR4 | Interleaved (IL) | Non-interleaved (NIL) | X[um]      | Y[um]      |
|--------|------------------------|-------|--------|------|------------------|-----------------------|------------|------------|
| G18    | PCIE6_RXN              |       |        |      |                  |                       | 10338.816  | -7290.816  |
| F18    | PCIE6_RXP              |       |        |      |                  |                       | 10338.816  | -7941.056  |
| D20    | PCIE6_TXN              |       |        |      |                  |                       | 8793.734   | -9688.576  |
| C20    | PCIE6_TXP              |       |        |      |                  |                       | 8793.734   | -10338.816 |
| F20    | PCIE7_RXN / SATA0_RXN  |       |        |      |                  |                       | 9424.416   | -7941.056  |
| E20    | PCIE7_RXP / SATA0_RXP  |       |        |      |                  |                       | 9424.416   | -8591.296  |
| B21    | PCIE7_TXN / SATA0_TXN  |       |        |      |                  |                       | 8230.362   | -10663.936 |
| A21    | PCIE7_TXP / SATA0_TXP  |       |        |      |                  |                       | 8230.362   | -11314.176 |
| G21    | PCIE8_RXN / SATA1A_RXN |       |        |      |                  |                       | 8510.016   | -7290.816  |
| F21    | PCIE8_RXP / SATA1A_RXP |       |        |      |                  |                       | 8510.016   | -7941.056  |
| D21    | PCIE8_TXN / SATA1A_TXN |       |        |      |                  |                       | 8230.362   | -9363.456  |
| C21    | PCIE8_TXP / SATA1A_TXP |       |        |      |                  |                       | 8230.362   | -10013.696 |
| E22    | PCIE9_RXN              |       |        |      |                  |                       | 7595.616   | -8591.296  |
| E23    | PCIE9_RXP              |       |        |      |                  |                       | 6681.216   | -8591.296  |
| B23    | PCIE9_TXN              |       |        |      |                  |                       | 6879.082   | -10663.936 |
| A23    | PCIE9_TXP              |       |        |      |                  |                       | 6879.082   | -11314.176 |
| F5     | PCIE_RCOMP_N           |       |        |      |                  |                       | 17654.016  | -7941.056  |
| E5     | PCIE_RCOMP_P           |       |        |      |                  |                       | 17654.016  | -8591.296  |
| D5     | RSVD                   |       |        |      |                  |                       | 18090.388  | -9363.456  |
| D4     | RSVD                   |       |        |      |                  |                       | 18690.59   | -9668.51   |
| B2     | RSVD                   |       |        |      |                  |                       | 19831.558  | -10831.576 |
| C2     | RSVD                   |       |        |      |                  |                       | 19679.158  | -10196.576 |
| A54    | PECI                   |       |        |      |                  |                       | -10467.086 | -11314.176 |
| AK13   | RSVD_TP                |       |        |      |                  |                       | 13033.756  | 4007.104   |
| AK12   | RSVD_TP                |       |        |      |                  |                       | 13683.996  | 4007.104   |
| BB5    | TP4                    |       |        |      |                  |                       | 17785.588  | 11314.176  |
| AU5    | TP5                    |       |        |      |                  |                       | 17654.016  | 8197.596   |
| AT5    | TP6                    |       |        |      |                  |                       | 17654.016  | 7547.356   |
| D56    | PROC_PRDY#             |       |        |      |                  |                       | -11593.83  | -9363.456  |
| D61    | PROC_PREQ#             |       |        |      |                  |                       | -14071.854 | -9363.456  |
| C65    | PROCHOT#               |       |        |      |                  |                       | -16549.878 | -10013.696 |
| AY17   | RSMRST#                |       |        |      |                  |                       | 10574.528  | 10013.696  |
| AM18   | RTCX1                  |       |        |      |                  |                       | 10338.816  | 4946.396   |
| AM20   | RTCX2                  |       |        |      |                  |                       | 9424.416   | 4946.396   |
| AM16   | RTCRST#                |       |        |      |                  |                       | 11253.216  | 4946.396   |
| B3     | RSVD                   |       |        |      |                  |                       | 19196.558  | -10679.176 |
| A3     | RSVD                   |       |        |      |                  |                       | 19348.958  | -11314.176 |



Table 9-1. U-Processor Ball List (Sheet 21 of 39)

| Ball # | Ball Name    | DDR3L | LPDDR3 | DDR4 | Interleaved (IL) | Non-interleaved (NIL) | X[um]      | Y[um]      |
|--------|--------------|-------|--------|------|------------------|-----------------------|------------|------------|
| AB7    | SD_RCOMP     |       |        |      |                  |                       | 16935.196  | -133.096   |
| C64    | PROC_SELECT# |       |        |      |                  |                       | -15986.506 | -10338.816 |
| A65    | SKTOCC#      |       |        |      |                  |                       | -16549.878 | -11314.176 |
| AW15   | SLP_LAN#     |       |        |      |                  |                       | 11722.608  | 9363.456   |
| AN15   | SLP_SUS#     |       |        |      |                  |                       | 12167.616  | 5596.636   |
| AW69   | RSVD         |       |        |      |                  |                       | -19266.916 | 9535.668   |
| E3     | RSVD         |       |        |      |                  |                       | 19013.678  | -9039.86   |
| C11    | RSVD         |       |        |      |                  |                       | 14313.154  | -10013.696 |
| B11    | RSVD         |       |        |      |                  |                       | 14313.154  | -10663.936 |
| A11    | RSVD         |       |        |      |                  |                       | 14313.154  | -11314.176 |
| D12    | RSVD         |       |        |      |                  |                       | 13749.782  | -9688.576  |
| C12    | RSVD         |       |        |      |                  |                       | 13749.782  | -10338.816 |
| F52    | RSVD         |       |        |      |                  |                       | -8863.584  | -7941.056  |
| AW68   | RSVD         |       |        |      |                  |                       | -18621.756 | 9622.028   |
| AU56   | RSVD         |       |        |      |                  |                       | -11606.784 | 8197.596   |
| AW48   | RSVD         |       |        |      |                  |                       | -6726.682  | 9363.456   |
| C7     | RSVD         |       |        |      |                  |                       | 16791.178  | -10013.696 |
| U12    | RSVD         |       |        |      |                  |                       | 13683.996  | -2266.696  |
| U11    | RSVD         |       |        |      |                  |                       | 14334.236  | -2266.696  |
| H11    | RSVD         |       |        |      |                  |                       | 13996.416  | -6640.576  |
| F6     | RSVD         |       |        |      |                  |                       | 16739.616  | -7941.056  |
| AV2    | SPI0_CLK     |       |        |      |                  |                       | 19364.198  | 8798.56    |
| AU3    | SPI0_CS0#    |       |        |      |                  |                       | 19013.678  | 8107.68    |
| AU2    | SPI0_CS1#    |       |        |      |                  |                       | 19663.918  | 8107.68    |
| AW2    | SPI0_IO2     |       |        |      |                  |                       | 19689.318  | 9362.44    |
| AU4    | SPI0_IO3     |       |        |      |                  |                       | 18363.438  | 8107.68    |
| AW3    | SPI0_MISO    |       |        |      |                  |                       | 19039.078  | 9362.44    |
| AV3    | SPI0_MOSI    |       |        |      |                  |                       | 18688.558  | 8798.56    |
| AU1    | SPI0_CS2#    |       |        |      |                  |                       | 20314.158  | 8107.68    |
| AN18   | SRTRST#      |       |        |      |                  |                       | 10338.816  | 5596.636   |
| AY20   | I2S1_SFRM    |       |        |      |                  |                       | 9289.288   | 10013.696  |
| AW20   | I2S1_TXD     |       |        |      |                  |                       | 9301.988   | 9363.456   |
| B6     | SYS_PWROK    |       |        |      |                  |                       | 17466.818  | -10338.816 |
| B5     | SYS_RESET#   |       |        |      |                  |                       | 18048.478  | -10663.936 |
| AY2    | RSVD         |       |        |      |                  |                       | 19685      | 10034.27   |
| AY1    | RSVD         |       |        |      |                  |                       | 20314.158  | 10201.656  |
| D1     | RSVD         |       |        |      |                  |                       | 20314.158  | -9698.736  |
| D3     | RSVD         |       |        |      |                  |                       | 19338.798  | -9608.312  |



Table 9-1. U-Processor Ball List (Sheet 22 of 39)

| Ball # | Ball Name             | DDR3L | LPDDR3 | DDR4 | Interleaved (IL) | Non-interleaved (NIL) | X[um]      | Y[um]      |
|--------|-----------------------|-------|--------|------|------------------|-----------------------|------------|------------|
| K46    | RSVD                  |       |        |      |                  |                       | -6120.384  | -6361.684  |
| AL25   | RSVD                  |       |        |      |                  |                       | 6224.016   | 4473.956   |
| K45    | RSVD                  |       |        |      |                  |                       | -5205.984  | -6361.684  |
| AL27   | RSVD                  |       |        |      |                  |                       | 5309.616   | 4473.956   |
| C63    | THERMTRIP#            |       |        |      |                  |                       | -15423.134 | -10013.696 |
| AB6    | USB2_COMP             |       |        |      |                  |                       | 17585.436  | -133.096   |
| AG3    | USB2_ID               |       |        |      |                  |                       | 19013.678  | 2804.16    |
| AW1    | RSVD                  |       |        |      |                  |                       | 20314.158  | 9551.416   |
| AG4    | USB2_VBUSSENSE        |       |        |      |                  |                       | 18363.438  | 2804.16    |
| AB9    | USB2N_1               |       |        |      |                  |                       | 15634.716  | -133.096   |
| AH7    | USB2N_10              |       |        |      |                  |                       | 16935.196  | 3067.304   |
| AD6    | USB2N_2               |       |        |      |                  |                       | 17585.436  | 933.704    |
| AH3    | USB2N_3               |       |        |      |                  |                       | 18688.558  | 3467.1     |
| AD9    | USB2N_4               |       |        |      |                  |                       | 15634.716  | 933.704    |
| AJ1    | USB2N_5               |       |        |      |                  |                       | 20314.158  | 4130.04    |
| AF6    | USB2N_6               |       |        |      |                  |                       | 17585.436  | 2000.504   |
| AH1    | USB2N_7               |       |        |      |                  |                       | 19989.038  | 3467.1     |
| AF8    | USB2N_8               |       |        |      |                  |                       | 16284.956  | 2000.504   |
| AG1    | USB2N_9               |       |        |      |                  |                       | 20314.158  | 2804.16    |
| AB10   | USB2P_1               |       |        |      |                  |                       | 14984.476  | -133.096   |
| AH8    | USB2P_10              |       |        |      |                  |                       | 16284.956  | 3067.304   |
| AD7    | USB2P_2               |       |        |      |                  |                       | 16935.196  | 933.704    |
| AJ3    | USB2P_3               |       |        |      |                  |                       | 19013.678  | 4130.04    |
| AD10   | USB2P_4               |       |        |      |                  |                       | 14984.476  | 933.704    |
| AJ2    | USB2P_5               |       |        |      |                  |                       | 19663.918  | 4130.04    |
| AF7    | USB2P_6               |       |        |      |                  |                       | 16935.196  | 2000.504   |
| AH2    | USB2P_7               |       |        |      |                  |                       | 19338.798  | 3467.1     |
| AF9    | USB2P_8               |       |        |      |                  |                       | 15634.716  | 2000.504   |
| AG2    | USB2P_9               |       |        |      |                  |                       | 19663.918  | 2804.16    |
| H8     | USB3_1_RXN            |       |        |      |                  |                       | 15825.216  | -6640.576  |
| G8     | USB3_1_RXP            |       |        |      |                  |                       | 15825.216  | -7290.816  |
| C13    | USB3_1_TXN            |       |        |      |                  |                       | 13186.41   | -10013.696 |
| D13    | USB3_1_TXP            |       |        |      |                  |                       | 13186.41   | -9363.456  |
| J6     | USB3_2_RXN / SSIC_RXN |       |        |      |                  |                       | 16739.616  | -5990.336  |
| H6     | USB3_2_RXP / SSIC_RXP |       |        |      |                  |                       | 16739.616  | -6640.576  |
| B13    | USB3_2_TXN / SSIC_TXN |       |        |      |                  |                       | 13186.41   | -10663.936 |
| A13    | USB3_2_TXP / SSIC_TXP |       |        |      |                  |                       | 13186.41   | -11314.176 |
| J10    | USB3_3_RXN            |       |        |      |                  |                       | 14910.816  | -5990.336  |



Table 9-1. U-Processor Ball List (Sheet 23 of 39)

| Ball # | Ball Name       | DDR3L | LPDDR3 | DDR4 | Interleaved (IL) | Non-interleaved (NIL) | X[um]      | Y[um]      |
|--------|-----------------|-------|--------|------|------------------|-----------------------|------------|------------|
| H10    | USB3_3_RXP      |       |        |      |                  |                       | 14910.816  | -6640.576  |
| B15    | USB3_3_TXN      |       |        |      |                  |                       | 11835.13   | -10663.936 |
| A15    | USB3_3_TXP      |       |        |      |                  |                       | 11835.13   | -11314.176 |
| E10    | USB3_4_RXN      |       |        |      |                  |                       | 14910.816  | -8591.296  |
| F10    | USB3_4_RXP      |       |        |      |                  |                       | 14910.816  | -7941.056  |
| C15    | USB3_4_TXN      |       |        |      |                  |                       | 11835.13   | -10013.696 |
| D15    | USB3_4_TXP      |       |        |      |                  |                       | 11835.13   | -9363.456  |
| H63    | VCC_OPC_1P8     |       |        |      |                  |                       | -15315.184 | -6704.076  |
| G61    | VCC_OPC_1P8     |       |        |      |                  |                       | -14349.984 | -7290.816  |
| A14    | VCCCLK1         |       |        |      |                  |                       | 12510.77   | -10989.056 |
| A10    | VCCCLK6         |       |        |      |                  |                       | 14988.794  | -10989.056 |
| K15    | VCCAMPHYPLL_1P0 |       |        |      |                  |                       | 12188.19   | -5876.29   |
| L15    | VCCAMPHYPLL_1P0 |       |        |      |                  |                       | 12188.19   | -5038.09   |
| V15    | VCCAPLL_1P0     |       |        |      |                  |                       | 12188.19   | -1685.29   |
| N18    | VCCAPLLEBB_1P0  |       |        |      |                  |                       | 10237.47   | -4199.89   |
| AA1    | VCCATS_1p8      |       |        |      |                  |                       | 19989.038  | -510.54    |
| A30    | VCC             |       |        |      |                  |                       | 2598.674   | -10989.056 |
| A34    | VCC             |       |        |      |                  |                       | 120.65     | -10989.056 |
| A39    | VCC             |       |        |      |                  |                       | -2357.374  | -10989.056 |
| A44    | VCC             |       |        |      |                  |                       | -4835.398  | -10989.056 |
| AK33   | VCC             |       |        |      |                  |                       | 1194.816   | 4009.136   |
| AK35   | VCC             |       |        |      |                  |                       | 280.416    | 4009.136   |
| AK37   | VCC             |       |        |      |                  |                       | -633.984   | 4009.136   |
| AK38   | VCC             |       |        |      |                  |                       | -1548.384  | 4009.136   |
| AK40   | VCC             |       |        |      |                  |                       | -2462.784  | 4009.136   |
| AL33   | VCC             |       |        |      |                  |                       | 1652.016   | 4473.956   |
| AL37   | VCC             |       |        |      |                  |                       | -176.784   | 4473.956   |
| AL40   | VCC             |       |        |      |                  |                       | -2005.584  | 4473.956   |
| AM32   | VCC             |       |        |      |                  |                       | 2109.216   | 4946.396   |
| AM33   | VCC             |       |        |      |                  |                       | 1194.816   | 4946.396   |
| AM35   | VCC             |       |        |      |                  |                       | 280.416    | 4946.396   |
| AM37   | VCC             |       |        |      |                  |                       | -633.984   | 4946.396   |
| AM38   | VCC             |       |        |      |                  |                       | -1548.384  | 4946.396   |
| G30    | VCC             |       |        |      |                  |                       | 3023.616   | -7290.816  |
| G32    | VCC             |       |        |      |                  |                       | 2109.216   | -7290.816  |
| G33    | VCC             |       |        |      |                  |                       | 1194.816   | -7290.816  |
| G35    | VCC             |       |        |      |                  |                       | 280.416    | -7290.816  |
| G37    | VCC             |       |        |      |                  |                       | -633.984   | -7290.816  |



Table 9-1. U-Processor Ball List (Sheet 24 of 39)

| Ball # | Ball Name      | DDR3L | LPDDR3 | DDR4 | Interleaved (IL) | Non-interleaved (NIL) | X[um]      | Y[um]     |
|--------|----------------|-------|--------|------|------------------|-----------------------|------------|-----------|
| G38    | VCC            |       |        |      |                  |                       | -1548.384  | -7290.816 |
| G40    | VCC            |       |        |      |                  |                       | -2462.784  | -7290.816 |
| G42    | VCC            |       |        |      |                  |                       | -3377.184  | -7290.816 |
| J30    | VCC            |       |        |      |                  |                       | 2566.416   | -6826.504 |
| J33    | VCC            |       |        |      |                  |                       | 737.616    | -6826.504 |
| J37    | VCC            |       |        |      |                  |                       | -1091.184  | -6826.504 |
| J40    | VCC            |       |        |      |                  |                       | -2919.984  | -6826.504 |
| K33    | VCC            |       |        |      |                  |                       | 1194.816   | -6361.684 |
| K35    | VCC            |       |        |      |                  |                       | 280.416    | -6361.684 |
| K37    | VCC            |       |        |      |                  |                       | -633.984   | -6361.684 |
| K38    | VCC            |       |        |      |                  |                       | -1548.384  | -6361.684 |
| K40    | VCC            |       |        |      |                  |                       | -2462.784  | -6361.684 |
| K42    | VCC            |       |        |      |                  |                       | -3377.184  | -6361.684 |
| K43    | VCC            |       |        |      |                  |                       | -4291.584  | -6361.684 |
| E32    | VCC_SENSE      |       |        |      |                  |                       | 2109.216   | -8591.296 |
| K32    | RSVD           |       |        |      |                  |                       | 2109.216   | -6361.684 |
| AK32   | RSVD           |       |        |      |                  |                       | 2109.216   | 4009.136  |
| AM40   | VDDQC          |       |        |      |                  |                       | -2462.784  | 4946.396  |
| AL1    | DCPDSW_1p0     |       |        |      |                  |                       | 19989.038  | 4792.98   |
| T1     | VCCPRIM_1p0    |       |        |      |                  |                       | 19989.038  | -3162.3   |
| AU23   | VDDQ           |       |        |      |                  |                       | 6681.216   | 8197.596  |
| AU28   | VDDQ           |       |        |      |                  |                       | 3938.016   | 8197.596  |
| AU35   | VDDQ           |       |        |      |                  |                       | 280.416    | 8197.596  |
| AU42   | VDDQ           |       |        |      |                  |                       | -3377.184  | 8197.596  |
| BB23   | VDDQ           |       |        |      |                  |                       | 7465.568   | 10907.776 |
| BB32   | VDDQ           |       |        |      |                  |                       | 2484.628   | 10907.776 |
| BB41   | VDDQ           |       |        |      |                  |                       | -2470.912  | 10907.776 |
| BB47   | VDDQ           |       |        |      |                  |                       | -6125.972  | 10989.056 |
| BB51   | VDDQ           |       |        |      |                  |                       | -8584.692  | 10989.056 |
| AB17   | VCCPRIM_1p0    |       |        |      |                  |                       | 10887.71   | -8.89     |
| Y18    | VCCPRIM_1p0    |       |        |      |                  |                       | 10237.47   | -847.09   |
| AB62   | VCCOPC         |       |        |      |                  |                       | -14643.862 | -138.43   |
| P62    | VCCOPC         |       |        |      |                  |                       | -14643.862 | -3796.03  |
| V62    | VCCOPC         |       |        |      |                  |                       | -14643.862 | -1967.23  |
| AC63   | VCCOPC_SENSE   |       |        |      |                  |                       | -15112.492 | 318.77    |
| AE62   | VCCEOPIO       |       |        |      |                  |                       | -14643.862 | 1690.37   |
| AG62   | VCCEOPIO       |       |        |      |                  |                       | -14643.862 | 2604.77   |
| AL63   | VCCEOPIO_SENSE |       |        |      |                  |                       | -15112.492 | 4845.05   |



Table 9-1. U-Processor Ball List (Sheet 25 of 39)

| Ball # | Ball Name   | DDR3L | LPDDR3 | DDR4 | Interleaved (IL) | Non-interleaved (NIL) | X[um]      | Y[um]      |
|--------|-------------|-------|--------|------|------------------|-----------------------|------------|------------|
| K19    | VCCCLK2     |       |        |      |                  |                       | 9587.23    | -5876.29   |
| N20    | VCCCLK4     |       |        |      |                  |                       | 8936.99    | -4199.89   |
| L21    | VCCCLK3     |       |        |      |                  |                       | 8286.75    | -5038.09   |
| L19    | VCCCLK5     |       |        |      |                  |                       | 9587.23    | -5038.09   |
| AK20   | VCCPRIM_1p0 |       |        |      |                  |                       | 8936.99    | 4182.11    |
| G20    | VCCSTG      |       |        |      |                  |                       | 9424.416   | -7290.816  |
| A48    | VCCGT       |       |        |      |                  |                       | -7313.422  | -10989.056 |
| A53    | VCCGT       |       |        |      |                  |                       | -9791.446  | -10989.056 |
| A58    | VCCGT       |       |        |      |                  |                       | -12269.47  | -10989.056 |
| A62    | VCCGT       |       |        |      |                  |                       | -14747.494 | -10989.056 |
| A66    | VCCGT       |       |        |      |                  |                       | -17225.518 | -10989.056 |
| AA63   | VCCGT       |       |        |      |                  |                       | -15112.492 | -595.63    |
| AA64   | VCCGT       |       |        |      |                  |                       | -15762.732 | -595.63    |
| AA66   | VCCGT       |       |        |      |                  |                       | -17063.212 | -595.63    |
| AA67   | VCCGT       |       |        |      |                  |                       | -17713.452 | -595.63    |
| AA69   | VCCGT       |       |        |      |                  |                       | -19013.932 | -595.63    |
| AA70   | VCCGT       |       |        |      |                  |                       | -19664.172 | -595.63    |
| AA71   | VCCGT       |       |        |      |                  |                       | -20314.412 | -595.63    |
| AC64   | VCCGT       |       |        |      |                  |                       | -15762.732 | 318.77     |
| AC65   | VCCGT       |       |        |      |                  |                       | -16412.972 | 318.77     |
| AC66   | VCCGT       |       |        |      |                  |                       | -17063.212 | 318.77     |
| AC67   | VCCGT       |       |        |      |                  |                       | -17713.452 | 318.77     |
| AC68   | VCCGT       |       |        |      |                  |                       | -18363.692 | 318.77     |
| AC69   | VCCGT       |       |        |      |                  |                       | -19013.932 | 318.77     |
| AC70   | VCCGT       |       |        |      |                  |                       | -19664.172 | 318.77     |
| AC71   | VCCGT       |       |        |      |                  |                       | -20314.412 | 318.77     |
| J43    | VCCGT       |       |        |      |                  |                       | -4748.784  | -6826.504  |
| J45    | VCCGT       |       |        |      |                  |                       | -5663.184  | -6826.504  |
| J46    | VCCGT       |       |        |      |                  |                       | -6577.584  | -6826.504  |
| J48    | VCCGT       |       |        |      |                  |                       | -7491.984  | -6826.504  |
| J50    | VCCGT       |       |        |      |                  |                       | -8406.384  | -6826.504  |
| J52    | VCCGT       |       |        |      |                  |                       | -9320.784  | -6826.504  |
| J53    | VCCGT       |       |        |      |                  |                       | -10235.184 | -6826.504  |
| J55    | VCCGT       |       |        |      |                  |                       | -11149.584 | -6826.504  |
| J56    | VCCGT       |       |        |      |                  |                       | -12063.984 | -6826.504  |
| J58    | VCCGT       |       |        |      |                  |                       | -12978.384 | -6826.504  |
| J60    | VCCGT       |       |        |      |                  |                       | -13892.784 | -6826.504  |
| K48    | VCCGT       |       |        |      |                  |                       | -7034.784  | -6361.684  |





Table 9-1. U-Processor Ball List (Sheet 26 of 39)

| Ball # | Ball Name | DDR3L | LPDDR3 | DDR4 | Interleaved (IL) | Non-interleaved (NIL) | X[um]      | Y[um]     |
|--------|-----------|-------|--------|------|------------------|-----------------------|------------|-----------|
| K50    | VCCGT     |       |        |      |                  |                       | -7949.184  | -6361.684 |
| K52    | VCCGT     |       |        |      |                  |                       | -8863.584  | -6361.684 |
| K53    | VCCGT     |       |        |      |                  |                       | -9777.984  | -6361.684 |
| K55    | VCCGT     |       |        |      |                  |                       | -10692.384 | -6361.684 |
| K56    | VCCGT     |       |        |      |                  |                       | -11606.784 | -6361.684 |
| K58    | VCCGT     |       |        |      |                  |                       | -12521.184 | -6361.684 |
| K60    | VCCGT     |       |        |      |                  |                       | -13435.584 | -6361.684 |
| L62    | VCCGT     |       |        |      |                  |                       | -14643.862 | -5624.83  |
| L63    | VCCGT     |       |        |      |                  |                       | -15112.492 | -5167.63  |
| L64    | VCCGT     |       |        |      |                  |                       | -15762.732 | -5167.63  |
| L65    | VCCGT     |       |        |      |                  |                       | -16412.972 | -5167.63  |
| L66    | VCCGT     |       |        |      |                  |                       | -17063.212 | -5167.63  |
| L67    | VCCGT     |       |        |      |                  |                       | -17713.452 | -5167.63  |
| L68    | VCCGT     |       |        |      |                  |                       | -18363.692 | -5167.63  |
| L69    | VCCGT     |       |        |      |                  |                       | -19013.932 | -5167.63  |
| L70    | VCCGT     |       |        |      |                  |                       | -19664.172 | -5167.63  |
| L71    | VCCGT     |       |        |      |                  |                       | -20314.412 | -5167.63  |
| M62    | VCCGT     |       |        |      |                  |                       | -14643.862 | -4710.43  |
| N63    | VCCGT     |       |        |      |                  |                       | -15112.492 | -4253.23  |
| N64    | VCCGT     |       |        |      |                  |                       | -15762.732 | -4253.23  |
| N66    | VCCGT     |       |        |      |                  |                       | -17063.212 | -4253.23  |
| N67    | VCCGT     |       |        |      |                  |                       | -17713.452 | -4253.23  |
| N69    | VCCGT     |       |        |      |                  |                       | -19013.932 | -4253.23  |
| N70    | VCCGT     |       |        |      |                  |                       | -19664.172 | -4253.23  |
| N71    | VCCGT     |       |        |      |                  |                       | -20314.412 | -4253.23  |
| R63    | VCCGT     |       |        |      |                  |                       | -15112.492 | -3338.83  |
| R64    | VCCGT     |       |        |      |                  |                       | -15762.732 | -3338.83  |
| R65    | VCCGT     |       |        |      |                  |                       | -16412.972 | -3338.83  |
| R66    | VCCGT     |       |        |      |                  |                       | -17063.212 | -3338.83  |
| R67    | VCCGT     |       |        |      |                  |                       | -17713.452 | -3338.83  |
| R68    | VCCGT     |       |        |      |                  |                       | -18363.692 | -3338.83  |
| R69    | VCCGT     |       |        |      |                  |                       | -19013.932 | -3338.83  |
| R70    | VCCGT     |       |        |      |                  |                       | -19664.172 | -3338.83  |
| R71    | VCCGT     |       |        |      |                  |                       | -20314.412 | -3338.83  |
| T62    | VCCGT     |       |        |      |                  |                       | -14643.862 | -2881.63  |
| U65    | VCCGT     |       |        |      |                  |                       | -16412.972 | -2424.43  |
| U68    | VCCGT     |       |        |      |                  |                       | -18363.692 | -2424.43  |
| U71    | VCCGT     |       |        |      |                  |                       | -20314.412 | -2424.43  |



Table 9-1. U-Processor Ball List (Sheet 27 of 39)

| Ball # | Ball Name   | DDR3L | LPDDR3 | DDR4 | Interleaved (IL) | Non-interleaved (NIL) | X[um]      | Y[um]     |
|--------|-------------|-------|--------|------|------------------|-----------------------|------------|-----------|
| W63    | VCCGT       |       |        |      |                  |                       | -15112.492 | -1510.03  |
| W64    | VCCGT       |       |        |      |                  |                       | -15762.732 | -1510.03  |
| W65    | VCCGT       |       |        |      |                  |                       | -16412.972 | -1510.03  |
| W66    | VCCGT       |       |        |      |                  |                       | -17063.212 | -1510.03  |
| W67    | VCCGT       |       |        |      |                  |                       | -17713.452 | -1510.03  |
| W68    | VCCGT       |       |        |      |                  |                       | -18363.692 | -1510.03  |
| W69    | VCCGT       |       |        |      |                  |                       | -19013.932 | -1510.03  |
| W70    | VCCGT       |       |        |      |                  |                       | -19664.172 | -1510.03  |
| W71    | VCCGT       |       |        |      |                  |                       | -20314.412 | -1510.03  |
| Y62    | VCCGT       |       |        |      |                  |                       | -14643.862 | -1052.83  |
| J70    | VCCGT_SENSE |       |        |      |                  |                       | -19664.172 | -6432.804 |
| AK42   | VccGTx      |       |        |      |                  |                       | -3377.184  | 4009.136  |
| AK43   | VccGTx      |       |        |      |                  |                       | -4291.584  | 4009.136  |
| AK45   | VccGTx      |       |        |      |                  |                       | -5205.984  | 4009.136  |
| AK46   | VccGTx      |       |        |      |                  |                       | -6120.384  | 4009.136  |
| AK48   | VccGTx      |       |        |      |                  |                       | -7034.784  | 4009.136  |
| AK50   | VccGTx      |       |        |      |                  |                       | -7949.184  | 4009.136  |
| AK52   | VccGTx      |       |        |      |                  |                       | -8863.584  | 4009.136  |
| AK53   | VccGTx      |       |        |      |                  |                       | -9777.984  | 4009.136  |
| AK55   | VccGTx      |       |        |      |                  |                       | -10692.384 | 4009.136  |
| AK56   | VccGTx      |       |        |      |                  |                       | -11606.784 | 4009.136  |
| AK58   | VccGTx      |       |        |      |                  |                       | -12521.184 | 4009.136  |
| AK60   | VccGTx      |       |        |      |                  |                       | -13435.584 | 4009.136  |
| AK70   | VccGTx      |       |        |      |                  |                       | -19989.292 | 3828.796  |
| AL43   | VccGTx      |       |        |      |                  |                       | -3834.384  | 4473.956  |
| AL46   | VccGTx      |       |        |      |                  |                       | -5663.184  | 4473.956  |
| AL50   | VccGTx      |       |        |      |                  |                       | -7491.984  | 4473.956  |
| AL53   | VccGTx      |       |        |      |                  |                       | -9320.784  | 4473.956  |
| AL56   | VccGTx      |       |        |      |                  |                       | -11149.584 | 4473.956  |
| AL60   | VccGTx      |       |        |      |                  |                       | -12978.384 | 4473.956  |
| AM48   | VccGTx      |       |        |      |                  |                       | -7034.784  | 4946.396  |
| AM50   | VccGTx      |       |        |      |                  |                       | -7949.184  | 4946.396  |
| AM52   | VccGTx      |       |        |      |                  |                       | -8863.584  | 4946.396  |
| AM53   | VccGTx      |       |        |      |                  |                       | -9777.984  | 4946.396  |
| AM56   | VccGTx      |       |        |      |                  |                       | -11606.784 | 4946.396  |
| AM58   | VccGTx      |       |        |      |                  |                       | -12521.184 | 4946.396  |
| AU58   | VccGTx      |       |        |      |                  |                       | -12521.184 | 8197.596  |
| AU63   | VccGTx      |       |        |      |                  |                       | -15264.384 | 8197.596  |



Table 9-1. U-Processor Ball List (Sheet 28 of 39)

| Ball # | Ball Name      | DDR3L | LPDDR3 | DDR4 | Interleaved (IL) | Non-interleaved (NIL) | X[um]      | Y[um]     |
|--------|----------------|-------|--------|------|------------------|-----------------------|------------|-----------|
| BB57   | VccGTx         |       |        |      |                  |                       | -12239.752 | 10907.776 |
| BB66   | VccGTx         |       |        |      |                  |                       | -17220.692 | 10989.056 |
| AK62   | VCCGTx_SENSE   |       |        |      |                  |                       | -14459.712 | 4143.756  |
| AK28   | VCCIO          |       |        |      |                  |                       | 3938.016   | 4009.136  |
| AK30   | VCCIO          |       |        |      |                  |                       | 3023.616   | 4009.136  |
| AL30   | VCCIO          |       |        |      |                  |                       | 3480.816   | 4473.956  |
| AL42   | VCCIO          |       |        |      |                  |                       | -2919.984  | 4473.956  |
| AM28   | VCCIO          |       |        |      |                  |                       | 3938.016   | 4946.396  |
| AM30   | VCCIO          |       |        |      |                  |                       | 3023.616   | 4946.396  |
| AM42   | VCCIO          |       |        |      |                  |                       | -3377.184  | 4946.396  |
| AM23   | VCCIO_SENSE    |       |        |      |                  |                       | 6681.216   | 4946.396  |
| K17    | VCCMPHYAON_1P0 |       |        |      |                  |                       | 10887.71   | -5876.29  |
| L1     | VCCMPHYAON_1P0 |       |        |      |                  |                       | 19989.038  | -5814.06  |
| N15    | VCCMPHYGT_1P0  |       |        |      |                  |                       | 12188.19   | -4199.89  |
| N16    | VCCMPHYGT_1P0  |       |        |      |                  |                       | 11537.95   | -4199.89  |
| N17    | VCCMPHYGT_1P0  |       |        |      |                  |                       | 10887.71   | -4199.89  |
| P15    | VCCMPHYGT_1P0  |       |        |      |                  |                       | 12188.19   | -3361.69  |
| P16    | VCCMPHYGT_1P0  |       |        |      |                  |                       | 11537.95   | -3361.69  |
| AJ19   | VCCHDA         |       |        |      |                  |                       | 9587.23    | 3343.91   |
| AD17   | VCCDSW_3p3     |       |        |      |                  |                       | 10887.71   | 829.31    |
| AD18   | VCCDSW_3p3     |       |        |      |                  |                       | 10237.47   | 829.31    |
| AJ17   | VCCDSW_3p3     |       |        |      |                  |                       | 10887.71   | 3343.91   |
| AJ21   | VCCPRIM_3p3    |       |        |      |                  |                       | 8286.75    | 3343.91   |
| AK15   | VCCPGPPA       |       |        |      |                  |                       | 12188.19   | 4182.11   |
| AG15   | VCCPGPPB       |       |        |      |                  |                       | 12188.19   | 2505.71   |
| Y16    | VCCPGPPC       |       |        |      |                  |                       | 11537.95   | -847.09   |
| Y15    | VCCPGPPD       |       |        |      |                  |                       | 12188.19   | -847.09   |
| T16    | VCCPGPPE       |       |        |      |                  |                       | 11537.95   | -2523.49  |
| AF16   | VCCPGPPF       |       |        |      |                  |                       | 11537.95   | 1667.51   |
| AD15   | VCCPGPPG       |       |        |      |                  |                       | 12188.19   | 829.31    |
| V19    | VCCPRIM_3p3    |       |        |      |                  |                       | 9587.23    | -1685.29  |
| AB19   | VCCPRIM_1P0    |       |        |      |                  |                       | 9587.23    | -8.89     |
| AB20   | VCCPRIM_1P0    |       |        |      |                  |                       | 8936.99    | -8.89     |
| P18    | VCCPRIM_1P0    |       |        |      |                  |                       | 10237.47   | -3361.69  |
| AF18   | VCCPRIM_CORE   |       |        |      |                  |                       | 10237.47   | 1667.51   |
| AF19   | VCCPRIM_CORE   |       |        |      |                  |                       | 9587.23    | 1667.51   |
| V20    | VCCPRIM_CORE   |       |        |      |                  |                       | 8936.99    | -1685.29  |
| V21    | VCCPRIM_CORE   |       |        |      |                  |                       | 8286.75    | -1685.29  |



Table 9-1. U-Processor Ball List (Sheet 29 of 39)

| Ball # | Ball Name      | DDR3L | LPDDR3 | DDR4 | Interleaved (IL) | Non-interleaved (NIL) | X[um]      | Y[um]      |
|--------|----------------|-------|--------|------|------------------|-----------------------|------------|------------|
| AK19   | VCCRTC         |       |        |      |                  |                       | 9587.23    | 4182.11    |
| BB14   | VCCRTC         |       |        |      |                  |                       | 12332.208  | 10989.056  |
| AK17   | VCCRTCPRIM_3p3 |       |        |      |                  |                       | 10887.71   | 4182.11    |
| AJ16   | VCCSPI         |       |        |      |                  |                       | 11537.95   | 3343.91    |
| BB10   | DCPRTC         |       |        |      |                  |                       | 14752.828  | 10989.056  |
| AK23   | VCCSA          |       |        |      |                  |                       | 6681.216   | 4009.136   |
| AK25   | VCCSA          |       |        |      |                  |                       | 5766.816   | 4009.136   |
| G23    | VCCSA          |       |        |      |                  |                       | 6681.216   | -7290.816  |
| G25    | VCCSA          |       |        |      |                  |                       | 5766.816   | -7290.816  |
| G27    | VCCSA          |       |        |      |                  |                       | 4852.416   | -7290.816  |
| G28    | VCCSA          |       |        |      |                  |                       | 3938.016   | -7290.816  |
| J22    | VCCSA          |       |        |      |                  |                       | 7138.416   | -6826.504  |
| J23    | VCCSA          |       |        |      |                  |                       | 6224.016   | -6826.504  |
| J27    | VCCSA          |       |        |      |                  |                       | 4395.216   | -6826.504  |
| K23    | VCCSA          |       |        |      |                  |                       | 6681.216   | -6361.684  |
| K25    | VCCSA          |       |        |      |                  |                       | 5766.816   | -6361.684  |
| K27    | VCCSA          |       |        |      |                  |                       | 4852.416   | -6361.684  |
| K28    | VCCSA          |       |        |      |                  |                       | 3938.016   | -6361.684  |
| K30    | VCCSA          |       |        |      |                  |                       | 3023.616   | -6361.684  |
| H20    | VCCSA_SENSE    |       |        |      |                  |                       | 9424.416   | -6640.576  |
| K20    | VccPLL         |       |        |      |                  |                       | 8936.99    | -5876.29   |
| K21    | VccPLL         |       |        |      |                  |                       | 8286.75    | -5876.29   |
| AL23   | VCCPLL_OC      |       |        |      |                  |                       | 7138.416   | 4473.956   |
| AF20   | VCCSRAM_1P0    |       |        |      |                  |                       | 8936.99    | 1667.51    |
| AF21   | VCCSRAM_1P0    |       |        |      |                  |                       | 8286.75    | 1667.51    |
| T19    | VCCSRAM_1P0    |       |        |      |                  |                       | 9587.23    | -2523.49   |
| T20    | VCCSRAM_1P0    |       |        |      |                  |                       | 8936.99    | -2523.49   |
| A18    | VCCST          |       |        |      |                  |                       | 10032.746  | -10989.056 |
| B65    | VCCST_PWRGD    |       |        |      |                  |                       | -16549.878 | -10663.936 |
| A22    | VCCSTG         |       |        |      |                  |                       | 7554.722   | -10989.056 |
| B63    | VIDALERT#      |       |        |      |                  |                       | -15423.134 | -10663.936 |
| A63    | VIDSCK         |       |        |      |                  |                       | -15423.134 | -11314.176 |
| D64    | VIDSOUT        |       |        |      |                  |                       | -15986.506 | -9688.576  |
| A5     | VSS            |       |        |      |                  |                       | 18048.478  | -11314.176 |
| A67    | VSS            |       |        |      |                  |                       | -17901.158 | -11314.176 |
| A70    | VSS            |       |        |      |                  |                       | -19852.132 | -11314.176 |
| AA2    | VSS            |       |        |      |                  |                       | 19338.798  | -510.54    |
| AA4    | VSS            |       |        |      |                  |                       | 18363.438  | -510.54    |



Table 9-1. U-Processor Ball List (Sheet 30 of 39)

| Ball # | Ball Name | DDR3L | LPDDR3 | DDR4 | Interleaved (IL) | Non-interleaved (NIL) | X[um]      | Y[um]    |
|--------|-----------|-------|--------|------|------------------|-----------------------|------------|----------|
| AA65   | VSS       |       |        |      |                  |                       | -16412.972 | -595.63  |
| AA68   | VSS       |       |        |      |                  |                       | -18363.692 | -595.63  |
| AB15   | VSS       |       |        |      |                  |                       | 12188.19   | -8.89    |
| AB16   | VSS       |       |        |      |                  |                       | 11537.95   | -8.89    |
| AB18   | VSS       |       |        |      |                  |                       | 10237.47   | -8.89    |
| AB21   | VSS       |       |        |      |                  |                       | 8286.75    | -8.89    |
| AB8    | VSS       |       |        |      |                  |                       | 16284.956  | -133.096 |
| AD13   | VSS       |       |        |      |                  |                       | 13033.756  | 933.704  |
| AD16   | VSS       |       |        |      |                  |                       | 11537.95   | 829.31   |
| AD19   | VSS       |       |        |      |                  |                       | 9587.23    | 829.31   |
| AD20   | VSS       |       |        |      |                  |                       | 8936.99    | 829.31   |
| AD21   | VSS       |       |        |      |                  |                       | 8286.75    | 829.31   |
| AD62   | VSS       |       |        |      |                  |                       | -14643.862 | 775.97   |
| AD8    | VSS       |       |        |      |                  |                       | 16284.956  | 933.704  |
| AE64   | VSS       |       |        |      |                  |                       | -15762.732 | 1233.17  |
| AE65   | VSS       |       |        |      |                  |                       | -16412.972 | 1233.17  |
| AE66   | VSS       |       |        |      |                  |                       | -17063.212 | 1233.17  |
| AE67   | VSS       |       |        |      |                  |                       | -17713.452 | 1233.17  |
| AE68   | VSS       |       |        |      |                  |                       | -18363.692 | 1233.17  |
| AE69   | VSS       |       |        |      |                  |                       | -19013.932 | 1233.17  |
| AF1    | VSS       |       |        |      |                  |                       | 19989.038  | 2141.22  |
| AF10   | VSS       |       |        |      |                  |                       | 14984.476  | 2000.504 |
| AF15   | VSS       |       |        |      |                  |                       | 12188.19   | 1667.51  |
| AF17   | VSS       |       |        |      |                  |                       | 10887.71   | 1667.51  |
| AF2    | VSS       |       |        |      |                  |                       | 19338.798  | 2141.22  |
| AF4    | VSS       |       |        |      |                  |                       | 18363.438  | 2141.22  |
| AF63   | VSS       |       |        |      |                  |                       | -15112.492 | 2147.57  |
| AG16   | VSS       |       |        |      |                  |                       | 11537.95   | 2505.71  |
| AG17   | VSS       |       |        |      |                  |                       | 10887.71   | 2505.71  |
| AG18   | VSS       |       |        |      |                  |                       | 10237.47   | 2505.71  |
| AG19   | VSS       |       |        |      |                  |                       | 9587.23    | 2505.71  |
| AG20   | VSS       |       |        |      |                  |                       | 8936.99    | 2505.71  |
| AG21   | VSS       |       |        |      |                  |                       | 8286.75    | 2505.71  |
| AG71   | VSS       |       |        |      |                  |                       | -19989.292 | 2502.916 |
| AH13   | VSS       |       |        |      |                  |                       | 13033.756  | 3067.304 |
| AH6    | VSS       |       |        |      |                  |                       | 17585.436  | 3067.304 |
| AH63   | VSS       |       |        |      |                  |                       | -15112.492 | 3061.97  |
| AH64   | VSS       |       |        |      |                  |                       | -15762.732 | 3061.97  |



Table 9-1. U-Processor Ball List (Sheet 31 of 39)

| Ball # | Ball Name | DDR3L | LPDDR3 | DDR4 | Interleaved (IL) | Non-interleaved (NIL) | X[um]      | Y[um]    |
|--------|-----------|-------|--------|------|------------------|-----------------------|------------|----------|
| AH67   | VSS       |       |        |      |                  |                       | -17713.452 | 3061.97  |
| AJ15   | VSS       |       |        |      |                  |                       | 12188.19   | 3343.91  |
| AJ18   | VSS       |       |        |      |                  |                       | 10237.47   | 3343.91  |
| AJ20   | VSS       |       |        |      |                  |                       | 8936.99    | 3343.91  |
| AJ4    | VSS       |       |        |      |                  |                       | 18363.438  | 4130.04  |
| AK11   | VSS       |       |        |      |                  |                       | 14334.236  | 4007.104 |
| AK16   | VSS       |       |        |      |                  |                       | 11537.95   | 4182.11  |
| AK18   | VSS       |       |        |      |                  |                       | 10237.47   | 4182.11  |
| AK21   | VSS       |       |        |      |                  |                       | 8286.75    | 4182.11  |
| AK22   | VSS       |       |        |      |                  |                       | 7595.616   | 4009.136 |
| AK27   | VSS       |       |        |      |                  |                       | 4852.416   | 4009.136 |
| AK63   | VSS       |       |        |      |                  |                       | -15112.492 | 3976.37  |
| AK68   | VSS       |       |        |      |                  |                       | -18363.692 | 3828.796 |
| AK69   | VSS       |       |        |      |                  |                       | -19339.052 | 3828.796 |
| AK8    | VSS       |       |        |      |                  |                       | 16284.956  | 4007.104 |
| AL2    | VSS       |       |        |      |                  |                       | 19338.798  | 4792.98  |
| AL28   | VSS       |       |        |      |                  |                       | 4395.216   | 4473.956 |
| AL32   | VSS       |       |        |      |                  |                       | 2566.416   | 4473.956 |
| AL35   | VSS       |       |        |      |                  |                       | 737.616    | 4473.956 |
| AL38   | VSS       |       |        |      |                  |                       | -1091.184  | 4473.956 |
| AL4    | VSS       |       |        |      |                  |                       | 18363.438  | 4792.98  |
| AL45   | VSS       |       |        |      |                  |                       | -4748.784  | 4473.956 |
| AL48   | VSS       |       |        |      |                  |                       | -6577.584  | 4473.956 |
| AL52   | VSS       |       |        |      |                  |                       | -8406.384  | 4473.956 |
| AL55   | VSS       |       |        |      |                  |                       | -10235.184 | 4473.956 |
| AL58   | VSS       |       |        |      |                  |                       | -12063.984 | 4473.956 |
| AL64   | VSS       |       |        |      |                  |                       | -15762.732 | 4845.05  |
| AL65   | VSS       |       |        |      |                  |                       | -16412.972 | 4845.05  |
| AL66   | VSS       |       |        |      |                  |                       | -17063.212 | 4845.05  |
| AM13   | VSS       |       |        |      |                  |                       | 13082.016  | 4946.396 |
| AM21   | VSS       |       |        |      |                  |                       | 8510.016   | 4946.396 |
| AM25   | VSS       |       |        |      |                  |                       | 5766.816   | 4946.396 |
| AM27   | VSS       |       |        |      |                  |                       | 4852.416   | 4946.396 |
| AM43   | VSS       |       |        |      |                  |                       | -4291.584  | 4946.396 |
| AM45   | VSS       |       |        |      |                  |                       | -5205.984  | 4946.396 |
| AM46   | VSS       |       |        |      |                  |                       | -6120.384  | 4946.396 |
| AM55   | VSS       |       |        |      |                  |                       | -10692.384 | 4946.396 |
| AM60   | VSS       |       |        |      |                  |                       | -13435.584 | 4946.396 |



Table 9-1. U-Processor Ball List (Sheet 32 of 39)

| Ball # | Ball Name | DDR3L | LPDDR3 | DDR4 | Interleaved (IL) | Non-interleaved (NIL) | X[um]      | Y[um]    |
|--------|-----------|-------|--------|------|------------------|-----------------------|------------|----------|
| AM61   | VSS       |       |        |      |                  |                       | -14349.984 | 4946.396 |
| AM68   | VSS       |       |        |      |                  |                       | -18038.572 | 5055.616 |
| AM71   | VSS       |       |        |      |                  |                       | -19989.292 | 5154.676 |
| AM8    | VSS       |       |        |      |                  |                       | 15825.216  | 4946.396 |
| AN20   | VSS       |       |        |      |                  |                       | 9424.416   | 5596.636 |
| AN23   | VSS       |       |        |      |                  |                       | 6681.216   | 5596.636 |
| AN28   | VSS       |       |        |      |                  |                       | 3938.016   | 5596.636 |
| AN30   | VSS       |       |        |      |                  |                       | 3023.616   | 5596.636 |
| AN32   | VSS       |       |        |      |                  |                       | 2109.216   | 5596.636 |
| AN33   | VSS       |       |        |      |                  |                       | 1194.816   | 5596.636 |
| AN35   | VSS       |       |        |      |                  |                       | 280.416    | 5596.636 |
| AN37   | VSS       |       |        |      |                  |                       | -633.984   | 5596.636 |
| AN38   | VSS       |       |        |      |                  |                       | -1548.384  | 5596.636 |
| AN40   | VSS       |       |        |      |                  |                       | -2462.784  | 5596.636 |
| AN42   | VSS       |       |        |      |                  |                       | -3377.184  | 5596.636 |
| AN58   | VSS       |       |        |      |                  |                       | -12521.184 | 5596.636 |
| AN63   | VSS       |       |        |      |                  |                       | -15264.384 | 5596.636 |
| AP10   | VSS       |       |        |      |                  |                       | 14910.816  | 6246.876 |
| AP18   | VSS       |       |        |      |                  |                       | 10338.816  | 6246.876 |
| AP20   | VSS       |       |        |      |                  |                       | 9424.416   | 6246.876 |
| AP23   | VSS       |       |        |      |                  |                       | 6681.216   | 6246.876 |
| AP28   | VSS       |       |        |      |                  |                       | 3938.016   | 6246.876 |
| AP32   | VSS       |       |        |      |                  |                       | 2109.216   | 6246.876 |
| AP35   | VSS       |       |        |      |                  |                       | 280.416    | 6246.876 |
| AP38   | VSS       |       |        |      |                  |                       | -1548.384  | 6246.876 |
| AP42   | VSS       |       |        |      |                  |                       | -3377.184  | 6246.876 |
| AP58   | VSS       |       |        |      |                  |                       | -12521.184 | 6246.876 |
| AP63   | VSS       |       |        |      |                  |                       | -15264.384 | 6246.876 |
| AP68   | VSS       |       |        |      |                  |                       | -18038.572 | 6331.966 |
| AP70   | VSS       |       |        |      |                  |                       | -19257.772 | 6331.966 |
| AR11   | VSS       |       |        |      |                  |                       | 13996.416  | 6897.116 |
| AR15   | VSS       |       |        |      |                  |                       | 12167.616  | 6897.116 |
| AR16   | VSS       |       |        |      |                  |                       | 11253.216  | 6897.116 |
| AR20   | VSS       |       |        |      |                  |                       | 9424.416   | 6897.116 |
| AR23   | VSS       |       |        |      |                  |                       | 6681.216   | 6897.116 |
| AR28   | VSS       |       |        |      |                  |                       | 3938.016   | 6897.116 |
| AR35   | VSS       |       |        |      |                  |                       | 280.416    | 6897.116 |
| AR42   | VSS       |       |        |      |                  |                       | -3377.184  | 6897.116 |



Table 9-1. U-Processor Ball List (Sheet 33 of 39)

| Ball # | Ball Name | DDR3L | LPDDR3 | DDR4 | Interleaved (IL) | Non-interleaved (NIL) | X[um]      | Y[um]    |
|--------|-----------|-------|--------|------|------------------|-----------------------|------------|----------|
| AR43   | VSS       |       |        |      |                  |                       | -4291.584  | 6897.116 |
| AR45   | VSS       |       |        |      |                  |                       | -5205.984  | 6897.116 |
| AR46   | VSS       |       |        |      |                  |                       | -6120.384  | 6897.116 |
| AR48   | VSS       |       |        |      |                  |                       | -7034.784  | 6897.116 |
| AR5    | VSS       |       |        |      |                  |                       | 17654.016  | 6897.116 |
| AR50   | VSS       |       |        |      |                  |                       | -7949.184  | 6897.116 |
| AR52   | VSS       |       |        |      |                  |                       | -8863.584  | 6897.116 |
| AR53   | VSS       |       |        |      |                  |                       | -9777.984  | 6897.116 |
| AR55   | VSS       |       |        |      |                  |                       | -10692.384 | 6897.116 |
| AR58   | VSS       |       |        |      |                  |                       | -12521.184 | 6897.116 |
| AR63   | VSS       |       |        |      |                  |                       | -15264.384 | 6897.116 |
| AR8    | VSS       |       |        |      |                  |                       | 15825.216  | 6897.116 |
| AT2    | VSS       |       |        |      |                  |                       | 19338.798  | 7444.74  |
| AT20   | VSS       |       |        |      |                  |                       | 9424.416   | 7547.356 |
| AT23   | VSS       |       |        |      |                  |                       | 6681.216   | 7547.356 |
| AT28   | VSS       |       |        |      |                  |                       | 3938.016   | 7547.356 |
| AT35   | VSS       |       |        |      |                  |                       | 280.416    | 7547.356 |
| AT4    | VSS       |       |        |      |                  |                       | 18363.438  | 7444.74  |
| AT42   | VSS       |       |        |      |                  |                       | -3377.184  | 7547.356 |
| AT56   | VSS       |       |        |      |                  |                       | -11606.784 | 7547.356 |
| AT58   | VSS       |       |        |      |                  |                       | -12521.184 | 7547.356 |
| AT63   | VSS       |       |        |      |                  |                       | -15264.384 | 7547.356 |
| AT68   | VSS       |       |        |      |                  |                       | -18038.572 | 7509.256 |
| AT71   | VSS       |       |        |      |                  |                       | -19989.292 | 7509.256 |
| AU10   | VSS       |       |        |      |                  |                       | 14910.816  | 8197.596 |
| AU15   | VSS       |       |        |      |                  |                       | 12167.616  | 8197.596 |
| AU20   | VSS       |       |        |      |                  |                       | 9424.416   | 8197.596 |
| AU32   | VSS       |       |        |      |                  |                       | 2109.216   | 8197.596 |
| AU38   | VSS       |       |        |      |                  |                       | -1548.384  | 8197.596 |
| AV1    | VSS       |       |        |      |                  |                       | 20314.158  | 8827.516 |
| AV68   | VSS       |       |        |      |                  |                       | -18028.92  | 8711.438 |
| AV69   | VSS       |       |        |      |                  |                       | -19013.932 | 8901.176 |
| AV70   | VSS       |       |        |      |                  |                       | -19664.172 | 8901.176 |
| AV71   | VSS       |       |        |      |                  |                       | -20314.412 | 8901.176 |
| AW10   | VSS       |       |        |      |                  |                       | 14752.828  | 9038.336 |
| AW12   | VSS       |       |        |      |                  |                       | 13565.124  | 9038.336 |
| AW14   | VSS       |       |        |      |                  |                       | 12332.208  | 9038.336 |
| AW16   | VSS       |       |        |      |                  |                       | 11144.504  | 9038.336 |





**Table 9-1. U-Processor Ball List (Sheet 34 of 39)**

| Ball # | Ball Name | DDR3L | LPDDR3 | DDR4 | Interleaved (IL) | Non-interleaved (NIL) | X[um]      | Y[um]      |
|--------|-----------|-------|--------|------|------------------|-----------------------|------------|------------|
| AW18   | VSS       |       |        |      |                  |                       | 9911.588   | 9038.336   |
| AW21   | VSS       |       |        |      |                  |                       | 8723.884   | 9038.336   |
| AW23   | VSS       |       |        |      |                  |                       | 7465.568   | 9038.336   |
| AW26   | VSS       |       |        |      |                  |                       | 6264.148   | 9038.336   |
| AW28   | VSS       |       |        |      |                  |                       | 4987.798   | 9038.336   |
| AW30   | VSS       |       |        |      |                  |                       | 3711.448   | 9038.336   |
| AW32   | VSS       |       |        |      |                  |                       | 2484.628   | 9038.336   |
| AW34   | VSS       |       |        |      |                  |                       | 1283.208   | 9038.336   |
| AW36   | VSS       |       |        |      |                  |                       | 6.858      | 9038.336   |
| AW38   | VSS       |       |        |      |                  |                       | -1269.492  | 9038.336   |
| AW41   | VSS       |       |        |      |                  |                       | -2470.912  | 9038.336   |
| AW43   | VSS       |       |        |      |                  |                       | -3672.332  | 9038.336   |
| AW45   | VSS       |       |        |      |                  |                       | -4948.682  | 9038.336   |
| AW47   | VSS       |       |        |      |                  |                       | -6162.802  | 9038.336   |
| AW49   | VSS       |       |        |      |                  |                       | -7355.332  | 9038.336   |
| AW51   | VSS       |       |        |      |                  |                       | -8547.862  | 9038.336   |
| AW53   | VSS       |       |        |      |                  |                       | -9761.982  | 9038.336   |
| AW55   | VSS       |       |        |      |                  |                       | -11038.332 | 9038.336   |
| AW57   | VSS       |       |        |      |                  |                       | -12239.752 | 9038.336   |
| AW6    | VSS       |       |        |      |                  |                       | 17130.268  | 9038.336   |
| AW60   | VSS       |       |        |      |                  |                       | -13441.172 | 9038.336   |
| AW62   | VSS       |       |        |      |                  |                       | -14717.522 | 9038.336   |
| AW64   | VSS       |       |        |      |                  |                       | -15993.872 | 9038.336   |
| AW66   | VSS       |       |        |      |                  |                       | -17093.184 | 8900.414   |
| AW8    | VSS       |       |        |      |                  |                       | 15985.744  | 9038.336   |
| AY66   | VSS       |       |        |      |                  |                       | -17220.692 | 9688.576   |
| B10    | VSS       |       |        |      |                  |                       | 14988.794  | -10338.816 |
| B14    | VSS       |       |        |      |                  |                       | 12510.77   | -10338.816 |
| B18    | VSS       |       |        |      |                  |                       | 10032.746  | -10338.816 |
| B22    | VSS       |       |        |      |                  |                       | 7554.722   | -10338.816 |
| B30    | VSS       |       |        |      |                  |                       | 2598.674   | -10338.816 |
| B34    | VSS       |       |        |      |                  |                       | 120.65     | -10338.816 |
| B39    | VSS       |       |        |      |                  |                       | -2357.374  | -10338.816 |
| B44    | VSS       |       |        |      |                  |                       | -4835.398  | -10338.816 |
| B48    | VSS       |       |        |      |                  |                       | -7313.422  | -10338.816 |
| B53    | VSS       |       |        |      |                  |                       | -9791.446  | -10338.816 |
| B58    | VSS       |       |        |      |                  |                       | -12269.47  | -10338.816 |
| B62    | VSS       |       |        |      |                  |                       | -14747.494 | -10338.816 |



Table 9-1. U-Processor Ball List (Sheet 35 of 39)

| Ball # | Ball Name | DDR3L | LPDDR3 | DDR4 | Interleaved (IL) | Non-interleaved (NIL) | X[um]      | Y[um]      |
|--------|-----------|-------|--------|------|------------------|-----------------------|------------|------------|
| B66    | VSS       |       |        |      |                  |                       | -17225.518 | -10338.816 |
| B71    | VSS       |       |        |      |                  |                       | -20314.412 | -10851.896 |
| BA1    | VSS       |       |        |      |                  |                       | 20314.158  | 10851.896  |
| BA10   | VSS       |       |        |      |                  |                       | 14752.828  | 10257.536  |
| BA14   | VSS       |       |        |      |                  |                       | 12332.208  | 10257.536  |
| BA18   | VSS       |       |        |      |                  |                       | 9911.588   | 10257.536  |
| BA2    | VSS       |       |        |      |                  |                       | 19685      | 10684.51   |
| BA23   | VSS       |       |        |      |                  |                       | 7465.568   | 10257.536  |
| BA28   | VSS       |       |        |      |                  |                       | 4987.798   | 10257.536  |
| BA32   | VSS       |       |        |      |                  |                       | 2484.628   | 10257.536  |
| BA36   | VSS       |       |        |      |                  |                       | 6.858      | 10257.536  |
| BA41   | VSS       |       |        |      |                  |                       | -2470.912  | 10257.536  |
| BA45   | VSS       |       |        |      |                  |                       | -4948.682  | 10257.536  |
| BA49   | VSS       |       |        |      |                  |                       | -7355.332  | 10338.816  |
| BA53   | VSS       |       |        |      |                  |                       | -9761.982  | 10257.536  |
| BA57   | VSS       |       |        |      |                  |                       | -12239.752 | 10257.536  |
| BA6    | VSS       |       |        |      |                  |                       | 17173.448  | 10257.536  |
| BA62   | VSS       |       |        |      |                  |                       | -14717.522 | 10257.536  |
| BA66   | VSS       |       |        |      |                  |                       | -17220.692 | 10338.816  |
| BA71   | VSS       |       |        |      |                  |                       | -20314.412 | 10851.896  |
| BB18   | VSS       |       |        |      |                  |                       | 9911.588   | 10989.056  |
| BB26   | VSS       |       |        |      |                  |                       | 6165.088   | 10989.056  |
| BB30   | VSS       |       |        |      |                  |                       | 3810.508   | 10989.056  |
| BB34   | VSS       |       |        |      |                  |                       | 1184.148   | 10989.056  |
| BB38   | VSS       |       |        |      |                  |                       | -1170.432  | 10989.056  |
| BB43   | VSS       |       |        |      |                  |                       | -3771.392  | 10989.056  |
| BB55   | VSS       |       |        |      |                  |                       | -10939.272 | 10989.056  |
| BB6    | VSS       |       |        |      |                  |                       | 17173.448  | 10989.056  |
| BB60   | VSS       |       |        |      |                  |                       | -13540.232 | 10989.056  |
| BB64   | VSS       |       |        |      |                  |                       | -15894.812 | 10989.056  |
| BB67   | VSS       |       |        |      |                  |                       | -17901.412 | 11314.176  |
| BB70   | VSS       |       |        |      |                  |                       | -19852.132 | 11314.176  |
| C1     | VSS       |       |        |      |                  |                       | 20314.158  | -10348.976 |
| C25    | VSS       |       |        |      |                  |                       | 5752.338   | -10013.696 |
| C5     | VSS       |       |        |      |                  |                       | 18048.478  | -10013.696 |
| D10    | VSS       |       |        |      |                  |                       | 14988.794  | -9322.816  |
| D11    | VSS       |       |        |      |                  |                       | 14313.154  | -9363.456  |
| D14    | VSS       |       |        |      |                  |                       | 12510.77   | -9322.816  |



Table 9-1. U-Processor Ball List (Sheet 36 of 39)

| Ball # | Ball Name | DDR3L | LPDDR3 | DDR4 | Interleaved (IL) | Non-interleaved (NIL) | X[um]      | Y[um]     |
|--------|-----------|-------|--------|------|------------------|-----------------------|------------|-----------|
| D18    | VSS       |       |        |      |                  |                       | 10032.746  | -9322.816 |
| D22    | VSS       |       |        |      |                  |                       | 7554.722   | -9322.816 |
| D25    | VSS       |       |        |      |                  |                       | 5752.338   | -9363.456 |
| D26    | VSS       |       |        |      |                  |                       | 5076.698   | -9322.816 |
| D30    | VSS       |       |        |      |                  |                       | 2598.674   | -9322.816 |
| D34    | VSS       |       |        |      |                  |                       | 120.65     | -9322.816 |
| D39    | VSS       |       |        |      |                  |                       | -2357.374  | -9322.816 |
| D44    | VSS       |       |        |      |                  |                       | -4835.398  | -9322.816 |
| D45    | VSS       |       |        |      |                  |                       | -5511.038  | -9363.456 |
| D47    | VSS       |       |        |      |                  |                       | -6637.782  | -9363.456 |
| D48    | VSS       |       |        |      |                  |                       | -7313.422  | -9322.816 |
| D53    | VSS       |       |        |      |                  |                       | -9791.446  | -9322.816 |
| D58    | VSS       |       |        |      |                  |                       | -12269.47  | -9322.816 |
| D6     | VSS       |       |        |      |                  |                       | 17441.418  | -9322.816 |
| D62    | VSS       |       |        |      |                  |                       | -14747.494 | -9322.816 |
| D66    | VSS       |       |        |      |                  |                       | -17225.518 | -9322.816 |
| D69    | VSS       |       |        |      |                  |                       | -18561.812 | -8971.026 |
| E11    | VSS       |       |        |      |                  |                       | 13996.416  | -8591.296 |
| E15    | VSS       |       |        |      |                  |                       | 12167.616  | -8591.296 |
| E18    | VSS       |       |        |      |                  |                       | 10338.816  | -8591.296 |
| E21    | VSS       |       |        |      |                  |                       | 8510.016   | -8591.296 |
| E46    | VSS       |       |        |      |                  |                       | -6120.384  | -8591.296 |
| E50    | VSS       |       |        |      |                  |                       | -7949.184  | -8591.296 |
| E53    | VSS       |       |        |      |                  |                       | -9777.984  | -8591.296 |
| E56    | VSS       |       |        |      |                  |                       | -11606.784 | -8591.296 |
| E6     | VSS       |       |        |      |                  |                       | 16739.616  | -8591.296 |
| E65    | VSS       |       |        |      |                  |                       | -16331.184 | -8654.796 |
| E71    | VSS       |       |        |      |                  |                       | -20314.412 | -8901.176 |
| F1     | VSS       |       |        |      |                  |                       | 19989.038  | -8465.82  |
| F13    | VSS       |       |        |      |                  |                       | 13082.016  | -7941.056 |
| F2     | VSS       |       |        |      |                  |                       | 19338.798  | -8465.82  |
| F22    | VSS       |       |        |      |                  |                       | 7595.616   | -7941.056 |
| F23    | VSS       |       |        |      |                  |                       | 6681.216   | -7941.056 |
| F27    | VSS       |       |        |      |                  |                       | 4852.416   | -7941.056 |
| F28    | VSS       |       |        |      |                  |                       | 3938.016   | -7941.056 |
| F32    | VSS       |       |        |      |                  |                       | 2109.216   | -7941.056 |
| F33    | VSS       |       |        |      |                  |                       | 1194.816   | -7941.056 |
| F35    | VSS       |       |        |      |                  |                       | 280.416    | -7941.056 |



Table 9-1. U-Processor Ball List (Sheet 37 of 39)

| Ball # | Ball Name | DDR3L | LPDDR3 | DDR4 | Interleaved (IL) | Non-interleaved (NIL) | X[um]      | Y[um]     |
|--------|-----------|-------|--------|------|------------------|-----------------------|------------|-----------|
| F37    | VSS       |       |        |      |                  |                       | -633.984   | -7941.056 |
| F38    | VSS       |       |        |      |                  |                       | -1548.384  | -7941.056 |
| F4     | VSS       |       |        |      |                  |                       | 18363.438  | -8465.82  |
| F40    | VSS       |       |        |      |                  |                       | -2462.784  | -7941.056 |
| F42    | VSS       |       |        |      |                  |                       | -3377.184  | -7941.056 |
| F68    | VSS       |       |        |      |                  |                       | -18561.812 | -8320.024 |
| F8     | VSS       |       |        |      |                  |                       | 15825.216  | -7941.056 |
| G10    | VSS       |       |        |      |                  |                       | 14910.816  | -7290.816 |
| G22    | VSS       |       |        |      |                  |                       | 7595.616   | -7290.816 |
| G43    | VSS       |       |        |      |                  |                       | -4291.584  | -7290.816 |
| G45    | VSS       |       |        |      |                  |                       | -5205.984  | -7290.816 |
| G48    | VSS       |       |        |      |                  |                       | -7034.784  | -7290.816 |
| G5     | VSS       |       |        |      |                  |                       | 17654.016  | -7290.816 |
| G52    | VSS       |       |        |      |                  |                       | -8863.584  | -7290.816 |
| G55    | VSS       |       |        |      |                  |                       | -10692.384 | -7290.816 |
| G58    | VSS       |       |        |      |                  |                       | -12521.184 | -7290.816 |
| G6     | VSS       |       |        |      |                  |                       | 16739.616  | -7290.816 |
| G60    | VSS       |       |        |      |                  |                       | -13435.584 | -7290.816 |
| G63    | VSS       |       |        |      |                  |                       | -15315.184 | -7354.316 |
| G66    | VSS       |       |        |      |                  |                       | -17347.184 | -7354.316 |
| H15    | VSS       |       |        |      |                  |                       | 12167.616  | -6640.576 |
| H18    | VSS       |       |        |      |                  |                       | 10338.816  | -6640.576 |
| H71    | VSS       |       |        |      |                  |                       | -19989.292 | -7095.744 |
| J11    | VSS       |       |        |      |                  |                       | 13996.416  | -5990.336 |
| J13    | VSS       |       |        |      |                  |                       | 13082.016  | -5990.336 |
| J25    | VSS       |       |        |      |                  |                       | 5309.616   | -6826.504 |
| J28    | VSS       |       |        |      |                  |                       | 3480.816   | -6826.504 |
| J32    | VSS       |       |        |      |                  |                       | 1652.016   | -6826.504 |
| J35    | VSS       |       |        |      |                  |                       | -176.784   | -6826.504 |
| J38    | VSS       |       |        |      |                  |                       | -2005.584  | -6826.504 |
| J42    | VSS       |       |        |      |                  |                       | -3834.384  | -6826.504 |
| J8     | VSS       |       |        |      |                  |                       | 15825.216  | -5990.336 |
| K16    | VSS       |       |        |      |                  |                       | 11537.95   | -5876.29  |
| K18    | VSS       |       |        |      |                  |                       | 10237.47   | -5876.29  |
| K22    | VSS       |       |        |      |                  |                       | 7595.616   | -6361.684 |
| K61    | VSS       |       |        |      |                  |                       | -14349.984 | -6361.684 |
| K63    | VSS       |       |        |      |                  |                       | -15132.812 | -6054.09  |
| K64    | VSS       |       |        |      |                  |                       | -15783.052 | -6054.09  |



Table 9-1. U-Processor Ball List (Sheet 38 of 39)

| Ball # | Ball Name | DDR3L | LPDDR3 | DDR4 | Interleaved (IL) | Non-interleaved (NIL) | X[um]      | Y[um]     |
|--------|-----------|-------|--------|------|------------------|-----------------------|------------|-----------|
| K65    | VSS       |       |        |      |                  |                       | -16433.292 | -6054.09  |
| K66    | VSS       |       |        |      |                  |                       | -17083.532 | -6054.09  |
| K67    | VSS       |       |        |      |                  |                       | -17733.772 | -6054.09  |
| K68    | VSS       |       |        |      |                  |                       | -18351.754 | -5846.064 |
| K70    | VSS       |       |        |      |                  |                       | -19339.052 | -5744.464 |
| K71    | VSS       |       |        |      |                  |                       | -19989.292 | -5744.464 |
| L11    | VSS       |       |        |      |                  |                       | 14334.236  | -5340.096 |
| L16    | VSS       |       |        |      |                  |                       | 11537.95   | -5038.09  |
| L17    | VSS       |       |        |      |                  |                       | 10887.71   | -5038.09  |
| L18    | VSS       |       |        |      |                  |                       | 10237.47   | -5038.09  |
| L2     | VSS       |       |        |      |                  |                       | 19338.798  | -5814.06  |
| L20    | VSS       |       |        |      |                  |                       | 8936.99    | -5038.09  |
| L4     | VSS       |       |        |      |                  |                       | 18363.438  | -5814.06  |
| L8     | VSS       |       |        |      |                  |                       | 16284.956  | -5340.096 |
| N10    | VSS       |       |        |      |                  |                       | 14984.476  | -4400.296 |
| N13    | VSS       |       |        |      |                  |                       | 13033.756  | -4400.296 |
| N19    | VSS       |       |        |      |                  |                       | 9587.23    | -4199.89  |
| N21    | VSS       |       |        |      |                  |                       | 8286.75    | -4199.89  |
| N6     | VSS       |       |        |      |                  |                       | 17585.436  | -4400.296 |
| N65    | VSS       |       |        |      |                  |                       | -16412.972 | -4253.23  |
| N68    | VSS       |       |        |      |                  |                       | -18363.692 | -4253.23  |
| P17    | VSS       |       |        |      |                  |                       | 10887.71   | -3361.69  |
| P19    | VSS       |       |        |      |                  |                       | 9587.23    | -3361.69  |
| P20    | VSS       |       |        |      |                  |                       | 8936.99    | -3361.69  |
| P21    | VSS       |       |        |      |                  |                       | 8286.75    | -3361.69  |
| R13    | VSS       |       |        |      |                  |                       | 13033.756  | -3333.496 |
| R6     | VSS       |       |        |      |                  |                       | 17585.436  | -3333.496 |
| T15    | VSS       |       |        |      |                  |                       | 12188.19   | -2523.49  |
| T17    | VSS       |       |        |      |                  |                       | 10887.71   | -2523.49  |
| T18    | VSS       |       |        |      |                  |                       | 10237.47   | -2523.49  |
| T2     | VSS       |       |        |      |                  |                       | 19338.798  | -3162.3   |
| T21    | VSS       |       |        |      |                  |                       | 8286.75    | -2523.49  |
| T4     | VSS       |       |        |      |                  |                       | 18363.438  | -3162.3   |
| U10    | VSS       |       |        |      |                  |                       | 14984.476  | -2266.696 |
| U63    | VSS       |       |        |      |                  |                       | -15112.492 | -2424.43  |
| U64    | VSS       |       |        |      |                  |                       | -15762.732 | -2424.43  |
| U66    | VSS       |       |        |      |                  |                       | -17063.212 | -2424.43  |
| U67    | VSS       |       |        |      |                  |                       | -17713.452 | -2424.43  |



Table 9-1. U-Processor Ball List (Sheet 39 of 39)

| Ball # | Ball Name     | DDR3L | LPDDR3 | DDR4 | Interleaved (IL) | Non-interleaved (NIL) | X[um]      | Y[um]      |
|--------|---------------|-------|--------|------|------------------|-----------------------|------------|------------|
| U69    | VSS           |       |        |      |                  |                       | -19013.932 | -2424.43   |
| U70    | VSS           |       |        |      |                  |                       | -19664.172 | -2424.43   |
| V16    | VSS           |       |        |      |                  |                       | 11537.95   | -1685.29   |
| V17    | VSS           |       |        |      |                  |                       | 10887.71   | -1685.29   |
| V18    | VSS           |       |        |      |                  |                       | 10237.47   | -1685.29   |
| W13    | VSS           |       |        |      |                  |                       | 13033.756  | -1199.896  |
| W6     | VSS           |       |        |      |                  |                       | 17585.436  | -1199.896  |
| W9     | VSS           |       |        |      |                  |                       | 15634.716  | -1199.896  |
| Y17    | VSS           |       |        |      |                  |                       | 10887.71   | -847.09    |
| Y19    | VSS           |       |        |      |                  |                       | 9587.23    | -847.09    |
| Y20    | VSS           |       |        |      |                  |                       | 8936.99    | -847.09    |
| Y21    | VSS           |       |        |      |                  |                       | 8286.75    | -847.09    |
| E33    | VSS_SENSE     |       |        |      |                  |                       | 1194.816   | -8591.296  |
| AE63   | VSSOPC_SENSE  |       |        |      |                  |                       | -15112.492 | 1233.17    |
| AJ62   | VSSEPIO_SENSE |       |        |      |                  |                       | -14643.862 | 3519.17    |
| J69    | VSSGT_SENSE   |       |        |      |                  |                       | -19013.932 | -6432.804  |
| AL61   | VSSGTx_SENSE  |       |        |      |                  |                       | -13892.784 | 4473.956   |
| AM22   | VSSIO_SENSE   |       |        |      |                  |                       | 7595.616   | 4946.396   |
| H21    | VSSSA_SENSE   |       |        |      |                  |                       | 8510.016   | -6640.576  |
| BB15   | WAKE#         |       |        |      |                  |                       | 11768.328  | 11314.176  |
| A4     | RSVD          |       |        |      |                  |                       | 18698.718  | -11314.176 |
| C4     | RSVD          |       |        |      |                  |                       | 18614.898  | -10336.276 |
| E42    | XCLK_BIASREF  |       |        |      |                  |                       | -3377.184  | -8591.296  |
| E37    | XTAL24_IN     |       |        |      |                  |                       | -633.984   | -8591.296  |
| E35    | XTAL24_OUT    |       |        |      |                  |                       | 280.416    | -8591.296  |
| AR56   | ZVM#          |       |        |      |                  |                       | -11606.784 | 6897.116   |

§ §



# 10 Y-Processor Ball Information

---

The Y-Processor is available in the BGA package (BGA1515). [Figure 10-1](#) through [Figure 10-6](#) provide a top view of the Ball map. [Table 10-1](#) provides the Ball list.



Figure 10-1. Y-Processor Ball Map (Top View, Upper-Left, Columns 64-44)

|    | 64            | 63             | 62   | 61   | 60          | 59   | 58   | 57   | 56   | 55                           | 54                           | 53                           | 52                           | 51                           | 50                           | 49                           | 48                           | 47                           | 46           | 45         | 44                           |                              |                                 |            |
|----|---------------|----------------|--|--|-------------|--|--|--|--|------------------------------|------------------------------|------------------------------|------------------------------|------------------------------|------------------------------|------------------------------|------------------------------|------------------------------|--------------|------------|------------------------------|------------------------------|---------------------------------|------------|
| BP | VDDQ          |                | DDR0_BA[0]/<br>DDR0_CAB[13]/<br>DDR0_BA[0]   | DDR0_ODT[0]                                  |             |  | DDR0_MAL[17]/<br>DDR0_CAB[16]/<br>DDR0_MAL[11] |  | VDDQ   | DDR1_DQ[201]/<br>DDR0_DQ[52] | DDR1_DQ[211]/<br>DDR0_DQ[53] |                              | DDR1_DQ[221]/<br>DDR0_DQ[54] | DDR1_DQ[231]/<br>DDR0_DQ[55] | VDDQ                         | VDDQ                         | DDR1_DQ[241]/<br>DDR0_DQ[56] | DDR1_DQ[251]/<br>DDR0_DQ[57] | DDR_VTT_CNTL |            | DDR0_DQ[481]/<br>DDR1_DQ[32] |                              |                                 |            |
| BN | VDDQ          |                |  |  |             | DDR0_MAL[10]/<br>DDR0_CAB[17]/<br>DDR0_MAL[10] |  |  | DDR0_PAR                                       | DDR1_DQ[171]/<br>DDR0_DQ[49] | DDR1_DQ[181]/<br>DDR0_DQ[51] |                              | DDR1_DQ[191]/<br>DDR0_DQ[54] | DDR1_DQ[201]/<br>DDR0_DQ[57] | DDR1_DQ[211]/<br>DDR0_DQ[60] |                              | DDR1_DQ[221]/<br>DDR0_DQ[63] |                              |              |            | DDR0_DQ[491]/<br>DDR1_DQ[33] |                              | DDR0_DQ[531]/<br>DDR1_DQ[34]    |            |
| BM |               |                |  |  |             |  |  |  |  |                              |                              |                              |                              |                              |                              |                              |                              |                              |              |            |                              |                              |                                 |            |
| BL | RSVD_TP       |                | DDR0_CAS#/<br>DDR0_CAB[11]/<br>DDR0_MAL[15]  | DDR0_BA[11]/<br>DDR0_CAB[6]/<br>DDR0_BA[11]  |             |  | DDR0_MAL[4]                                    |  |  | DDR1_DQ[161]/<br>DDR0_DQ[49] | DDR1_DQ[171]/<br>DDR0_DQ[51] |                              | DDR1_DQ[181]/<br>DDR0_DQ[56] | DDR1_DQ[191]/<br>DDR0_DQ[58] |                              |                              |                              |                              |              |            |                              | DDR0_DQ[531]/<br>DDR1_DQ[37] |                                 |            |
| BK |               |                |  |  |             | DDR0_MAL[13]/<br>DDR0_CAB[10]/<br>DDR0_MAL[13] |  |  |  |                              | DDR1_DQ[181]/<br>DDR0_DQ[50] | DDR1_DQ[191]/<br>DDR0_DQ[55] |                              | DDR1_DQ[201]/<br>DDR0_DQ[57] | DDR1_DQ[211]/<br>DDR0_DQ[62] |                              |                              |                              |              |            | DDR0_DQ[511]/<br>DDR1_DQ[35] |                              | DDR0_DQ[541]/<br>DDR1_DQ[36]    |            |
| BJ | DDR_RCO_MP[1] |                |  | DDR0_WE#/<br>DDR0_CAB[12]/<br>DDR0_MAL[14]   |             |  | DDR0_CS#[1]                                    |  |  | DDR1_DQ[161]/<br>DDR0_DQ[48] | DDR1_DQ[171]/<br>DDR0_DQ[50] |                              | DDR1_DQ[181]/<br>DDR0_DQ[57] | DDR1_DQ[191]/<br>DDR0_DQ[59] |                              |                              |                              |                              |              |            |                              |                              |                                 |            |
| BH |               |                |  |  |             |  |  |  |  |                              |                              |                              |                              |                              |                              |                              |                              |                              |              |            |                              |                              |                                 |            |
| BG |               |                |  | DDR0_MAL[14]/<br>DDR0_CAA[9]/<br>DDR0_BG[11] |             |  | DDR0_ALE_RT#                                   |  |  | DDR0_DQ[211]/<br>DDR0_DQ[37] | DDR0_DQ[221]/<br>DDR0_DQ[34] |                              | DDR0_DQ[231]/<br>DDR0_DQ[44] | DDR0_DQ[241]/<br>DDR0_DQ[45] |                              |                              | RSVD_TP                      |                              |              |            | DDR0_DQ[451]/<br>DDR1_DQ[11] |                              |                                 |            |
| BF | DDR_RCO_MP[0] |                | DDR0_MAL[6]/<br>DDR0_CAA[12]/<br>DDR0_MAL[6] |  |             |  |  |  |  | DDR0_DQ[201]/<br>DDR0_DQ[39] | DDR0_DQ[211]/<br>DDR0_DQ[35] |                              | DDR0_DQ[221]/<br>DDR0_DQ[41] | DDR0_DQ[231]/<br>DDR0_DQ[43] |                              | DDR0_DQ[241]/<br>DDR0_DQ[46] |                              |                              |              |            | DDR0_DQ[471]/<br>DDR1_DQ[15] |                              | DDR0_DQ[541]/<br>DDR1_DQ[SP[1]] |            |
| BE |               |                |  |  |             |  | DDR0_CKE[2]                                    |  |  | DDR0_DQ[161]/<br>DDR0_DQ[32] | DDR0_DQ[171]/<br>DDR0_DQ[35] |                              | DDR0_DQ[181]/<br>DDR0_DQ[41] | DDR0_DQ[191]/<br>DDR0_DQ[43] |                              |                              |                              |                              |              |            | DDR0_DQ[461]/<br>DDR1_DQ[14] |                              |                                 |            |
| BD |               |                |  | DDR0_MAL[15]/<br>DDR0_CAA[18]/<br>DDR0_ACT#  |             | DDR0_MAL[5]/<br>DDR0_CAA[17]/<br>DDR0_MAL[11]  |  |  |  | DDR0_DQ[161]/<br>DDR0_DQ[32] | DDR0_DQ[171]/<br>DDR0_DQ[36] |                              | DDR0_DQ[181]/<br>DDR0_DQ[38] | DDR0_DQ[191]/<br>DDR0_DQ[47] |                              | DDR0_DQ[201]/<br>DDR0_DQ[42] | DDR0_DQ[211]/<br>DDR0_DQ[47] |                              |              |            | DDR0_DQ[411]/<br>DDR1_DQ[9]  |                              | DDR0_DQ[541]/<br>DDR1_DQ[SN[1]] |            |
| BC | DDR_RCO_MP[2] |                | DDR0_CKN[0]                                  |  | DDR0_CKP[0] |  | DDR0_CKE[1]                                    |  |  | DDR0_DQ[171]/<br>DDR0_DQ[33] | DDR0_DQ[181]/<br>DDR0_DQ[36] |                              | DDR0_DQ[191]/<br>DDR0_DQ[40] | DDR0_DQ[201]/<br>DDR0_DQ[42] |                              |                              |                              |                              |              |            | DDR0_DQ[441]/<br>DDR1_DQ[12] |                              |                                 |            |
| BB |               | DDR0_MAL[3]    |  | DDR0_MAL[2]/<br>DDR0_CAB[5]/<br>DDR0_MAL[2]  |             |  | DDR0_CKE[0]                                    |  |  |                              |                              |                              |                              |                              |                              |                              |                              |                              |              |            |                              |                              |                                 |            |
| BA |               |                | DDR0_CKP[1]                                  |  | DDR0_CKN[1] |  |  |  | DDR0_MAL[12]/<br>DDR0_CAA[12]/<br>DDR0_MAL[12] |                              |                              |                              |                              | VDDQ                         | VDDQ                         | VDDQ                         | VDDQ                         | VDDQ                         | VDDQ         | VDDQ       | VDDQ                         | VDDQ                         | VDDQ                            |            |
| AY |               |                |  |  |             |  |  |  |  |                              |                              |                              |                              |                              |                              |                              |                              |                              |              |            |                              |                              |                                 |            |
| AW |               | DDR0_CS#[0]    |  | DDR0_CKE[3]                                  |             | DDR0_MAL[5]/<br>DDR0_CAA[10]/<br>DDR0_MAL[5]   | DDR0_MAL[7]/<br>DDR0_CAA[4]/<br>DDR0_MAL[7]    | DDR0_MAL[7]/<br>DDR0_CAA[11]/<br>DDR0_MAL[9] | DDR0_MAL[9]/<br>DDR0_CAA[11]/<br>DDR0_MAL[9]   | DDR1_VREF_DQ                 |                              | VCCIO_DB_R                   |                              | VCCIO_DD_R                   |                              | VCCIO_DD_R                   |                              | VCCIO_DD_R                   |              | VCCIO_DD_R |                              | VCCIO_DD_R                   |                                 | VCCIO_DD_R |
| AV | VDDQ          |                | DDR0_MAL[0]/<br>DDR0_CAB[9]/<br>DDR0_MAL[0]  | DDR0_CAS#/<br>DDR0_CAB[13]/<br>DDR0_MAL[15]  |             | DDR0_BA[2]/<br>DDR0_CAA[3]/<br>DDR0_BG[0]      | DDR0_BA[7]/<br>DDR0_CAA[15]/<br>DDR0_BG[6]     | DDR0_MAL[8]/<br>DDR0_CAA[3]/<br>DDR0_MAL[6]  |  |                              |                              |                              |                              |                              | VCCIO_DD_R                   |                              | VCCIO_DD_R                   |                              | VCCIO_DD_R   |            | VCCIO_DD_R                   |                              | VCCIO_DD_R                      |            |
| AU |               |                |  |  |             |  |  |  |  |                              |                              |                              |                              |                              |                              |                              |                              |                              |              |            |                              |                              |                                 |            |
| AT | VDDQ          |                | DDR0_DQ[15]                                  | DDR0_DQ[10]                                  |             | DDR1_DQ[31]/<br>DDR0_DQ[21]                    | DDR1_DQ[41]/<br>DDR0_DQ[16]                    |  |  |                              |                              |                              |                              | VCCGT                        | VCCGT                        | VCCGT                        |                              | VCCGT                        | VCCGT        |            | VCCGT                        | VCCGT                        | VCCGT                           |            |
| AR |               | DDR0_DQ[14]    |  | DDR0_DQ[11]                                  |             |  | DDR1_DQ[41]/<br>DDR0_DQ[20]                    | DDR1_DQ[51]/<br>DDR0_DQ[17]                  |  | DDR_VREF_CA                  |                              |                              |                              |                              |                              |                              |                              |                              |              |            |                              |                              |                                 |            |
| AP |               |                | DDR0_DQ[SN[1]]                               | DDR0_DQ[SP[1]]                               |             |  | DDR1_DQ[SP[0]]/<br>DDR0_DQ[SP[2]]              | DDR1_DQ[SN[0]]/<br>DDR0_DQ[SN[2]]            |  |                              |                              |                              |                              |                              |                              |                              |                              |                              |              |            |                              |                              |                                 |            |
| AN |               | DDR0_DQ[13]    |  | DDR0_DQ[12]                                  |             |  | DDR1_DQ[21]/<br>DDR0_DQ[18]                    | DDR1_DQ[31]/<br>DDR0_DQ[19]                  |  | DDR0_VREF_DQ                 |                              | VCCGT                        | VCCGT                        | VCCGT                        |                              | VCCGT                        | VCCGT                        |                              | VCCGT        | VCCGT      |                              | VCCGT                        | VCCGT                           |            |
| AM |               |                | DDR0_DQ[9]                                   | DDR0_DQ[8]                                   |             |  | DDR1_DQ[61]/<br>DDR0_DQ[22]                    | DDR1_DQ[71]/<br>DDR0_DQ[23]                  |  |                              |                              |                              |                              |                              |                              |                              |                              |                              |              |            |                              |                              |                                 |            |
| AL |               | DDR0_DQ[7]     |  | DDR0_DQ[6]                                   |             |  | DDR1_DQ[91]/<br>DDR0_DQ[25]                    | DDR1_DQ[101]/<br>DDR0_DQ[24]                 |  |                              |                              |                              |                              |                              |                              |                              |                              |                              |              |            |                              |                              |                                 |            |
| AK | VDDQ          |                | DDR0_DQ[2]                                   | DDR0_DQ[3]                                   |             |  | DDR1_DQ[121]/<br>DDR0_DQ[28]                   | DDR1_DQ[131]/<br>DDR0_DQ[29]                 |  |                              |                              |                              | VCCGT                        | VCCGT                        | VCCGT                        |                              | VCCGT                        | VCCGT                        |              | VCCGT      | VCCGT                        |                              | VCCGT                           |            |
| AJ |               | DDR0_DQ[SP[0]] |  | DDR0_DQ[SN[0]]                               |             |  | DDR1_DQ[SN[1]]/<br>DDR0_DQ[SN[3]]              | DDR1_DQ[SN[2]]/<br>DDR0_DQ[SN[3]]            |  | VCCGT                        |                              |                              |                              |                              |                              |                              |                              |                              |              |            |                              |                              |                                 |            |
| AH | VDDQ          |                | DDR0_DQ[4]                                   | DDR0_DQ[1]                                   |             |  | DDR1_DQ[101]/<br>DDR0_DQ[26]                   | DDR1_DQ[111]/<br>DDR0_DQ[27]                 |  |                              |                              |                              |                              |                              |                              |                              |                              |                              |              |            |                              |                              |                                 |            |






Figure 10-2. Y-Processor Ball Map (Top View, Upper-Middle, Columns 43-23)

|    | 43                      | 42                      | 41                      | 40                          | 39                      | 38         | 37                                   | 36         | 35                                  | 34         | 33                                 | 32                                | 31                                 | 30                                | 29         | 28                      | 27                      | 26                          | 25                      | 24                      | 23                      |                         |
|----|-------------------------|-------------------------|-------------------------|-----------------------------|-------------------------|------------|--------------------------------------|------------|-------------------------------------|------------|------------------------------------|-----------------------------------|------------------------------------|-----------------------------------|------------|-------------------------|-------------------------|-----------------------------|-------------------------|-------------------------|-------------------------|-------------------------|
| BP |                         | VDDQ                    |                         | VDDQ                        |                         |            |                                      |            |                                     | VDDQ       |                                    | VDDQ                              |                                    |                                   |            |                         |                         | VDDQ                        |                         | VDDQ                    |                         |                         |
| BN | DDR0_DQ[52]/DDR1_DQ[36] |                         | DDR0_DQ[57]/DDR1_DQ[41] |                             | DDR0_DQ[59]/DDR1_DQ[43] |            | DDR1_BA[2]/DDR1_CAA[5]/DDR1_BG[0]    |            | DDR1_MA[14]/DDR1_CAA[9]/DDR1_BG[1]  |            | DDR1_CKE[0]                        |                                   | DDR1_MA[9]/DDR1_CAA[11]/DDR1_MA[9] |                                   |            |                         | DDR1_DQ[33]/DDR1_DQ[17] |                             | DDR1_DQ[36]/DDR1_DQ[20] |                         | DDR1_DQ[45]/DDR1_DQ[29] |                         |
| BM |                         | DDR0_DQ[56]/DDR1_DQ[40] |                         | DDR0_DQS N[7]/DDR1_DQS N[5] |                         |            | DDR1_CKP[0]                          |            | DDR1_MA[15]/DDR1_CAA[8]/DDR1_ACT#   |            |                                    | DDR1_MA[6]/DDR1_CAA[2]/DDR1_MA[6] |                                    | DDR1_CS#[0]                       |            | DDR1_DQ[32]/DDR1_DQ[16] |                         | DDR1_DQS P[4]/DDR1_DQS P[2] |                         | DDR1_DQ[40]/DDR1_DQ[24] |                         |                         |
| BL | DDR0_DQ[50]/DDR1_DQ[34] |                         | DDR0_DQ[61]/DDR1_DQ[45] |                             | DDR0_DQ[52]/DDR1_DQ[46] |            | DDR1_MA[8]/DDR1_CAA[3]/DDR1_MA[8]    |            |                                     |            |                                    |                                   |                                    |                                   |            |                         | DDR1_DQ[37]/DDR1_DQ[21] |                             | DDR1_DQ[35]/DDR1_DQ[19] |                         | DDR1_DQ[44]/DDR1_DQ[28] |                         |
| BK |                         | DDR0_DQ[60]/DDR1_DQ[44] |                         | DDR0_DQS P[7]/DDR1_DQS P[5] |                         |            | DDR1_CKN[0]                          |            | DDR1_MA[11]/DDR1_CAA[7]/DDR1_MA[11] |            | DDR1_MA[4]                         |                                   | DDR1_CKE[1]                        |                                   |            | DDR1_DQ[34]/DDR1_DQ[18] |                         | DDR1_DQS N[4]/DDR1_DQS N[2] |                         | DDR1_DQ[41]/DDR1_DQ[25] |                         |                         |
| BJ | DDR0_DQ[55]/DDR1_DQ[39] |                         | DDR0_DQ[58]/DDR1_DQ[42] |                             | DDR0_DQ[63]/DDR1_DQ[47] |            | DDR1_MA[12]/DDR1_CAA[6]/DDR1_MA[12]  |            | DDR1_MA[10]/DDR1_CAA[7]/DDR1_MA[10] |            | DDR1_CS#[1]                        |                                   | DDR1_MA[3]                         |                                   |            | DDR1_DQ[39]/DDR1_DQ[23] |                         |                             |                         | DDR1_DQ[38]/DDR1_DQ[22] |                         | DDR1_DQ[43]/DDR1_DQ[27] |
| BH |                         |                         |                         |                             |                         |            |                                      |            |                                     |            |                                    |                                   |                                    |                                   |            |                         | DDR1_CKE[3]             |                             |                         |                         |                         |                         |
| BG | DDR0_DQ[42]/DDR1_DQ[10] |                         | DDR0_DQ[34]/DDR1_DQ[2]  |                             | DDR0_DQ[38]/DDR1_DQ[6]  |            | DDR1_MA[13]/DDR1_CAB[10]/DDR1_MA[13] |            | DDR1_MA[11]/DDR1_CAB[7]/DDR1_MA[10] |            | DDR1_CKE[2]                        |                                   | DDR1_MA[7]/DDR1_CAA[4]/DDR1_MA[7]  |                                   |            |                         | DDR1_DQ[52]             |                             |                         | DDR1_DQ[50]             |                         | DDR1_DQ[61]             |
| BF |                         | DDR0_DQ[36]/DDR1_DQ[4]  |                         | DDR0_DQS P[4]/DDR1_DQS P[0] |                         |            | DDR1_MA[0]/DDR1_CAB[9]/DDR1_MA[0]    |            | DDR1_RAS# / DDR1_CAB[3]/DDR1_MA[16] |            |                                    | DDR1_CKP[1]                       |                                    | DDR1_MA[2]/DDR1_CAB[5]/DDR1_MA[2] |            | DDR1_DQ[48]             |                         | DDR1_DQS P[6]               |                         |                         | DDR1_DQ[56]             |                         |
| BE | DDR0_DQ[45]/DDR1_DQ[13] |                         | DDR0_DQ[39]/DDR1_DQ[7]  |                             | DDR0_DQ[35]/DDR1_DQ[3]  |            | DDR1_CAS# / DDR1_CAB[1]/DDR1_MA[15]  |            |                                     |            |                                    |                                   |                                    |                                   |            |                         | DDR1_DQ[53]             |                             |                         | DDR1_DQ[54]             |                         | DDR1_DQ[60]             |
| BD |                         | DDR0_DQ[37]/DDR1_DQ[5]  |                         | DDR0_DQS N[4]/DDR1_DQS N[0] |                         |            | DDR1_BA[11]/DDR1_CAB[6]/DDR1_BA[1]   |            | DDR1_ALE RT#                        |            | DDR1_CKN[1]                        |                                   | DDR1_PAR                           |                                   |            | DDR1_DQ[49]             |                         | DDR1_DQS N[6]               |                         |                         | DDR1_DQ[57]             |                         |
| BC | DDR0_DQ[40]/DDR1_DQ[8]  |                         | DDR0_DQ[32]/DDR1_DQ[0]  |                             | DDR0_DQ[33]/DDR1_DQ[1]  |            | DDR1_WE# / DDR1_CAB[12]/DDR1_MA[14]  |            | DDR1_ODT[0]                         |            | DDR1_BA[11]/DDR1_CAB[4]/DDR1_BA[0] |                                   | DDR1_MA[11]/DDR1_CAB[8]/DDR1_MA[1] |                                   |            | DDR1_DQ[51]             |                         |                             |                         | DDR1_DQ[55]             |                         | DDR1_DQ[59]             |
| BB | VDDQ                    |                         | VDDQ                    |                             | VDDQ                    |            | VDDQ                                 |            | VDDQ                                |            | VDDQ                               |                                   | VDDQ                               |                                   | VDDQ       |                         | VDDQ                    |                             | VDDQ                    |                         | VDDQ                    | TP5                     |
| AY | VCCIO_DD_R              |                         | VCCIO_DD_R              |                             | VCCIO_DD_R              |            | VCCIO_DD_R                           |            | VCCIO_DD_R                          |            | VCCIO_DD_R                         |                                   | VCCIO_DD_R                         |                                   | VCCIO_DD_R |                         | VCCIO_DD_R              |                             | VCCIO_DD_R              |                         | VCCIO_DD_R              |                         |
| AW |                         | VCCIO_DD_R              |                         | VCCIO_DD_R                  |                         | VCCIO_DD_R |                                      | VCCIO_DD_R |                                     | VCCIO_DD_R |                                    | VCCIO_DD_R                        |                                    | VCCIO_DD_R                        |            | VCCIO_DD_R              |                         | VCCIO_DD_R                  |                         | VCCIO_DD_R              |                         |                         |
| AV |                         | VCCIO_DD_R              |                         | VCCIO_DD_R                  |                         | VCCIO_DD_R |                                      | VCCIO_DD_R |                                     | VCCIO_DD_R |                                    | VCCIO_DD_R                        |                                    | VCCIO_DD_R                        |            | VCCIO_DD_R              |                         | VCCIO_DD_R                  |                         | VCCIO_DD_R              |                         |                         |
| AU |                         |                         |                         |                             |                         |            |                                      |            |                                     |            |                                    |                                   |                                    |                                   |            |                         |                         |                             |                         |                         |                         |                         |
| AT | VCCGT                   |                         | VCC                     | VCC                         |                         | VCC        |                                      | VCC        | VCC                                 |            | VCC                                | VCC                               |                                    | VCCSA_DD_R                        | VCCSA_DD_R |                         |                         |                             | VCCIO                   |                         | VCCIO_SE_NSE            | VCCHDA                  |
| AR |                         |                         | VCC                     |                             |                         | VCCG1      |                                      |            | VCCG1                               |            |                                    | VCC                               |                                    |                                   | VCCSA      | VCCSA                   |                         |                             | VCCIO                   |                         | VSSIO_SE_NSE            | VCCSRAM_IP0             |
| AP |                         |                         |                         |                             |                         |            |                                      |            |                                     |            |                                    |                                   |                                    |                                   |            |                         |                         |                             |                         |                         |                         |                         |
| AN | VCCGT                   |                         | VCC                     |                             |                         | VCCG1      |                                      |            | VCCG1                               |            |                                    | VCC                               |                                    | VCCSA                             | VCCSA      |                         |                         |                             | VCCIO                   |                         |                         | VCCSRAM_IP0             |
| AM |                         |                         |                         |                             |                         |            |                                      |            |                                     |            |                                    |                                   |                                    |                                   |            |                         |                         |                             |                         |                         |                         |                         |
| AL |                         |                         | VCC                     |                             |                         | VCCG1      |                                      |            | VCCG1                               |            |                                    | VCC                               |                                    | VCCSA                             | VCCSA      |                         |                         |                             | VCCIO                   |                         |                         | VCCSRAM_IP0             |
| AJ | VCCGT                   |                         | VCC                     |                             |                         | VCCG1      |                                      |            | VCCG1                               |            |                                    | VCC                               |                                    | VCCSA                             | VCCSA      |                         |                         |                             | VCCIO                   |                         |                         | VCCSRAM_IP0             |
| AK |                         |                         |                         |                             |                         |            |                                      |            |                                     |            |                                    |                                   |                                    |                                   |            |                         |                         |                             |                         |                         |                         |                         |
| AA |                         |                         | VCC                     |                             |                         | VCCG1      |                                      |            | VCCG1                               |            |                                    | VCC                               |                                    | VCCSA                             | VCCSA      |                         |                         |                             | VCCIO                   |                         |                         |                         |



Figure 10-3. Y-Processor Ball Map (Top View, Upper-Right, Columns 22-1)

|    | 22                             | 21                        | 20                    | 19                    | 18          | 17                  | 16              | 15                  | 14         | 13                    | 12                  | 11                       | 10                               | 9                                   | 8                                   | 7                           | 6                                  | 5                        | 4   | 3                   | 2                   | 1           |                   |
|----|--------------------------------|---------------------------|-----------------------|-----------------------|-------------|---------------------|-----------------|---------------------|------------|-----------------------|---------------------|--------------------------|----------------------------------|-------------------------------------|-------------------------------------|-----------------------------|------------------------------------|--------------------------|---|---------------------|---------------------|-------------|-------------------|
| BP |                                |                           | DRAM_RES ET#          |                       | RTCX2       |                     | PCH_OPIR COMP   |                     | PCH_PWR OK |                       |                     | SLP_LAN#                 |                                  | WAKE#                               |                                     | GPP_A5 / LFRAME# / ESPI_CS# |                                    | GPP_A4 / LAD3 / ESPI_I03 |   | RSVD                |                     |             |                   |
| BN |                                | DDR1_DQ[42] / DDR1_DQ[26] |                       | RTCX1                 |             | PROC_POP IRCOMP     |                 | DSW_PWR OK          |            |                       | RTCST#              |                          | SLP_SUS#                         |                                     | GPP_A6 / SERIRQ                     |                             |                                    |                          | GPP_A16 / SD_1P8_5 EL                             | RSVD                |                     | TP4         |                   |
| BM | DDR1_DQ[SN(5) / DDR1_DQ[SN(3)] |                           |                       |                       |             |                     |                 |                     |            |                       |                     |                          |                                  |                                     |                                     |                             |                                    |                          |   |                     |                     |             |                   |
| BL |                                | DDR1_DQ[47] / DDR1_DQ[31] |                       | HDA_RST# / I2S1_SCL_K |             | HDA_SD1I / I2S1_RXD |                 | HDA_SD10 / I2S0_RXD |            |                       | I2S1_SFR_M          |                          | GPP_A0 / RCIN#                   |                                     |                                     |                             | GPP_A13 / SUSWARN# / SUSPWRD NACK  |                          | GPP_A17 / SD_PWR_EN# / ISH_GP7                    |                     | GPP_A21 / ISH_GP3   |             |                   |
| BK | DDR1_DQ[SP(5) / DDR1_DQ[SP(3)] |                           |                       | HDA_BLK / I2S0_SCL_K  |             | HDA_SDO / I2S0_TXD  |                 |                     | I2S1_TXD   |                       |                     | GPP_A1 / LAD0 / ESPI_I00 |                                  |                                     |                                     |                             |                                    |                          |   |                     |                     |             |                   |
| BJ | DDR1_DQ[45] / DDR1_DQ[30]      |                           | HDA_SYNC / I2S0_SFR_M |                       | TP2         |                     | TP1             |                     |            |                       | RSRST#              |                          | GPP_A9 / CLKOUT_L PCO / ESPI_CLK |                                     | GPP_A2 / LAD1 / ESPI_I01            |                             | GPP_A14 / SUS_STAT# / ESPI_RESE T# |                          | Sx_EX-IT_HOLD0 FF# / GPP_A12 / BM_BUSY# / ISH_GP6 |                     | GPP_A22 / ISH_GP4   |             | GPP_A20 / ISH_GP2 |
| BH |                                |                           |                       | SRTRCST#              |             | GPD9 / SLP_WLAN#    |                 | GPD10 / SLP_S5#     |            |                       |                     | GPP_A8 / CLKRUN#         |                                  |                                     |                                     |                             |                                    |                          |   |                     |                     |             |                   |
| BG |                                | DDR1_DQ[58]               |                       | INTRUDER#             |             |                     |                 |                     |            |                       |                     |                          | GPP_A3 / LAD2 / ESPI_I02         |                                     |                                     |                             |                                    |                          |   |                     |                     |             |                   |
| BF | DDR1_DQ[SN(7)]                 |                           |                       | RSVD                  |             | GPD5 / SLP_S4#      |                 | GPD3 / PWRBTN#      |            |                       |                     | GPP_A18 / ISH_GP0        |                                  | GPP_A15 / SUSACK#                   |                                     | GPP_A11 / PME#              |                                    | GPP_A10 / CLKOUT_L PC1   |   | GPP_A7 / PIRQA#     |                     | SD_RCOMP    |                   |
| BE |                                | DDR1_DQ[63]               |                       | RSVD                  |             | GPD6 / SLP_A#       |                 | GPD2 / LAN_WAKE#    |            |                       |                     |                          |                                  |                                     |                                     |                             |                                    |                          |   |                     |                     |             |                   |
| BD | DDR1_DQ[SP(7)]                 |                           |                       | RSVD                  |             | GPD0 / BATLOW#      |                 | GPD1 / ACPRESEN     |            |                       |                     | GPP_B7 / SRCCLKRE_Q2#    |                                  | GPP_B3 / CPU_GP2                    |                                     | GPP_B2 / VRALERT#           |                                    |                          | GPP_A23 / ISH_GP5                                 |                     | GPP_A19 / ISH_GP1   |             |                   |
| BC |                                | DDR1_DQ[62]               |                       | RSVD                  |             |                     | GPD11 / LANPHYC |                     |            |                       |                     | GPP_B4 / CPU_GP3         |                                  | GPP_B12 / SLP_S0#                   |                                     | GPP_B11 / EXT_P_WR_GATE#    |                                    | GPP_B10 / SRCCLKRE_Q3#   |   | GPP_B15 / GSP10_CS# |                     | EMMC_RC_OMP |                   |
| BB |                                |                           |                       | RSVD                  |             | GPD7 / RSVD         |                 | RSVD                |            |                       | GPP_B1 / CORE_VID_1 |                          | GPP_B5 / SRCCLKRE_Q0#            |                                     | GPP_B13 / PLTRST#                   |                             | GPP_B23 / SMLTALER T# / PCHHOT#    |                          | GPP_B18 / GSP10_MO SI                             |                     | GPP_B19 / GSP11_CS# |             |                   |
| BA |                                | RSVD                      |                       | RSVD                  |             | RSVD_TP             |                 | GPD8 / SUSCLK       |            | GPP_B0 / CORE_VID_0   |                     |                          |                                  |                                     |                                     |                             |                                    |                          |   |                     |                     |             |                   |
| AY | TP6                            |                           | RSVD                  |                       | RSVD_TP     |                     |                 | GPD4 / SLP_S3#      |            |                       |                     |                          |                                  |                                     |                                     |                             |                                    |                          |   |                     |                     |             |                   |
| AW |                                |                           |                       |                       |             |                     |                 |                     |            | GPP_B20 / GSP11_CL_K  |                     | GPP_B16 / GSP10_CL_K     |                                  | GPP_B22 / GSP11_MO SI               |                                     | GPP_B17 / GSP10_MI SO       |                                    | GPP_B21 / GSP11_MI SO    |   |                     |                     | VCCGPPB     |                   |
| AV | VCCDA                          |                           |                       | DCPRTC                |             |                     |                 | VCCSPI              |            | SPI0_I03              |                     | SPI0_I02                 |                                  | GPP_B6 / SRCCLKRE_Q1#               |                                     | GPP_B9 / SRCCLKRE_Q4#       |                                    | GPP_B8 / SRCCLKRE_Q3#    |   | GPP_B14 / SPKR      |                     | VCCGPPB     |                   |
| AU |                                |                           |                       |                       |             |                     |                 |                     |            | SPI0_MIS_0            |                     | SPI0_CLK                 |                                  | SPI0_CS2#                           |                                     | SPI0_CS1#                   |                                    | SPI0_CS0#                |   |                     |                     | VCCGPPA     |                   |
| AT |                                | VCCPRIM_1P0               |                       | VCCRTC                | DCPRTC      |                     | VCCPRIM_CORE    | VCCSPI              |            | GPP_F1 / I2S2_SFR_M   |                     | GPP_F0 / I2S2_SCL_K      |                                  | GPP_F11 / I2C5_SCL_7 / ISH_I2C2_SCL |                                     | GPP_F7 / I2C3_SCL           |                                    | GPP_F3 / I2S2_RXD        |   |                     | SPI0_MOS_I          |             | VCCGPPA           |
| AR |                                | VCCPRIM_1P0               |                       | VCCRTC                |             |                     | VCCPRIM_CORE    |                     |            |                       |                     |                          |                                  |                                     |                                     |                             |                                    |                          |   |                     |                     |             |                   |
| AP |                                |                           |                       |                       |             |                     |                 |                     |            | VCCGPPG               |                     | GPP_F2 / I2S2_TXD        |                                  | GPP_F14 / EMMC_DA_TA1               |                                     | GPP_F5 / I2C2_SCL           |                                    | GPP_F6 / I2C3_SDA        |   | GPP_F4 / I2C2_SDA   |                     | VCCGPPP     |                   |
| AN |                                |                           |                       |                       |             |                     |                 | VCCGPPG             |            | GPP_F13 / EMMC_DA_TA0 |                     | GPP_F15 / EMMC_DA_TA2    |                                  | GPP_F10 / EMMC_DA_TA7               |                                     | GPP_F9 / I2C4_SCL           |                                    | GPP_F8 / I2C4_SDA        |   |                     |                     | VCCGPPP     |                   |
| AM |                                |                           |                       |                       |             |                     |                 |                     | VCCDSW_3P3 |                       | GPP_F12 / EMMC_CM_D |                          | GPP_F17 / EMMC_DA_TA4            |                                     | GPP_F10 / I2C5_SDA_7 / ISH_I2C2_SDA |                             | USB2P_2                            |                          | USB2N_2   |                     |                     | DCPDSW_1P0  |                   |
| AL |                                |                           |                       | VCCPRIM_CPRIM_3P3     | VCCPRIM_1P0 |                     |                 | VCCDSW_3P3          |            | GPP_F18 / EMMC_DA_TA5 |                     | GPP_F21 / EMMC_RCL_K     |                                  | GPP_F22 / EMMC_CLK                  |                                     | USB2N_3                     |                                    | USB2P_3                  |   |                     |                     | DCPDSW_1P0  |                   |
| AK |                                | VCCPRIM_3P3               |                       | VCCRT_CPRIM_3P3       | VCCPRIM_1P0 |                     |                 |                     |            |                       |                     |                          |                                  |                                     |                                     |                             |                                    |                          |   |                     |                     |             |                   |
| AJ |                                |                           |                       |                       |             |                     |                 |                     |            | GPP_F19 / EMMC_DA_TA6 |                     | GPP_F16 / EMMC_DA_TA3    |                                  | GPP_F23                             |                                     | USB2N_1                     |                                    | USB2P_1                  |   |                     |                     | VCCGPPP     |                   |
| AH |                                | VCCPRIM_3P3               |                       | VCCPRIM_1P0           | VCCPRIM_1P0 |                     |                 | VCCPRIM_1P0         |            | VCCPRIM_1P0           |                     | GPP_G1 / SD_DATA0        |                                  | GPP_G0 / SD_CMD                     |                                     | RSVD                        |                                    | USB2N_5                  |   | USB2P_5             |                     | VCCGPPP     |                   |



Figure 10-4. Y-Processor Ball Map (Top View, Lower-Left, Columns 64-44)

|    | 64    | 63         | 62        | 61          | 60       | 59        | 58      | 57          | 56          | 55           | 54          | 53           | 52           | 51           | 50      | 49      | 48       | 47          | 46    | 45          | 44         |             |
|----|-------|------------|-----------|-------------|----------|-----------|---------|-------------|-------------|--------------|-------------|--------------|--------------|--------------|---------|---------|----------|-------------|-------|-------------|------------|-------------|
| AG |       | DDR0_DQ[5] |           | DDR0_DQ[0]  |          |           |         | DDR1_DQ[15] | DDR0_DQ[31] | DDR1_DQ[14]  | DDR0_DQ[30] | VCCGT        |              |              |         |         |          |             |       |             |            |             |
| AF |       |            |           |             |          |           |         |             |             |              |             |              |              | VCCGT        | VCCGT   | VCCGT   |          | VCCGT       | VCCGT |             |            | VCCGT       |
| AE |       | VCCGT      |           | VCCGT       |          | VCCGT     |         | VCCGT       |             | VCCGT        |             | VCCGT        |              |              |         |         |          |             |       |             |            |             |
| AD | VCCGT |            | VCCGT     |             | VCCGT    |           | VCCGT   |             | VCCGT       |              | VCCGT       |              |              |              |         |         |          |             |       |             |            |             |
| AC |       | VCCGT      |           | VCCGT       |          | VCCGT     |         | VCCGT       |             | VCCGT        |             | VCCGT        |              | VCCGT        | VCCGT   | VCCGT   |          | VCCGT       | VCCGT |             |            | VCCGT       |
| AB | VCCGT |            | VCCGT     |             | VCCGT    |           | VCCGT   |             | VCCGT       |              | VCCGT       |              |              |              |         |         |          |             |       |             |            |             |
| AA |       |            |           |             |          |           |         |             |             |              |             |              | VCCGT        |              |         |         |          |             |       |             |            |             |
| Y  | VCCGT |            | VCCGT     |             | VCCGT    |           | VCCGT   |             | VCCGT       |              | VCCGT       |              | VCCGT        | VCCGT        | VCCGT   | VCCGT   |          | VCCGT       | VCCGT |             |            | VCCGT       |
| W  |       | VCCGT      |           | VCCGT       |          | VCCGT     |         | VCCGT       |             | VCCGT        |             | VCCGT        |              |              |         |         |          |             |       |             |            |             |
| V  | VCCGT |            | VCCGT     |             | VCCGT    |           | VCCGT   |             | VCCGT       |              | VCCGT       |              |              |              |         |         |          |             |       |             |            |             |
| U  |       | VCCGT      |           | VCCGT       |          | VCCGT     |         | VCCGT       |             | VCCGT        |             | VCCGT        |              |              |         |         |          |             |       |             |            |             |
| T  |       |            |           |             |          |           |         |             |             |              |             | VCCGT        |              |              | VCCGT   | VCCGT   | VCCGT    |             | VCCGT | VCCGT       |            | VCCGT       |
| R  |       | VCC        |           | VCC         |          | VCC       |         | VCC         |             | VCC          |             | VCCGT        |              |              | VCCGT   |         |          |             |       |             |            |             |
| P  | VCC   |            | VCC       |             | VCC      |           | VCC     |             | VCC         |              | VCC         |              | VSSGT_SE_NSE |              |         |         |          |             |       |             |            |             |
| N  |       | VCC        |           | VCC         |          | VCC       |         | VCC         |             | VCC          |             | VCC          |              | VCCGT_SE_NSE |         | VCCGT   |          | VCCGT       |       | VCCGT       |            | VCCGT       |
| M  | VCC   |            | VCC       |             | VCC      |           | VCC     |             | VCC         |              | VCC         |              | VCC          |              | VCC     |         | VCC      |             | VCC   |             | VCC        | VCC         |
| L  |       | VCC        |           |             |          |           |         |             |             |              | VCC         |              | VCC          |              | VCC     |         | VCC      |             | VCC   |             | VCC        | VCC         |
| K  |       |            |           |             |          |           |         |             |             |              |             |              |              |              |         |         |          |             |       |             |            |             |
| J  | VCC   |            |           |             | CFG[12]  |           | CFG[13] |             | CFG[19]     |              | CFG[16]     |              | CFG[2]       |              | BPM#[1] |         | PROCHOT# |             |       |             | EDP_TXN[2] | EDP_TXN[1]  |
| H  |       | VCC        |           | CFG[14]     |          | CFG[15]   |         | CFG[4]      |             | CFG[3]       |             | CFG[3]       |              | BPM#[0]      |         | CATERR# |          | THERMTRIP#  |       |             | EDP_TXN[0] | EDP_TXN[1]  |
| G  |       |            |           |             |          | CFG[9]    |         | CFG[18]     |             | CFG[17]      |             | CFG[0]       |              | CFG[0]       |         | BPM#[3] |          | PROC_TDO    |       |             | EDP_TXP[2] | EDP_TXP[1]  |
| F  | VCC   |            |           | CFG[11]     |          |           |         | CFG[7]      |             | CFG[1]       |             | CFG[1]       |              | BPM#[2]      |         | PECL    |          | PROC_TRST#  |       |             | EDP_TXP[0] |             |
| E  |       |            |           |             |          |           |         |             |             |              |             |              |              |              |         |         |          |             |       |             |            |             |
| D  | VCC   |            |           | CFG[8]      |          |           |         | CFG[10]     |             | CFG[5]       |             | PROC_TCK     |              | PROC_PRODY#  |         | RSVD    |          |             |       | DDI1_TXP[3] |            | DDI1_TXP[2] |
| C  |       |            |           |             | PROC_TMS |           |         | CFG[6]      |             | PROC_TDI     |             | PCH_TRST#    |              | PCH_JTAG_TDI |         |         |          | DDI1_TXN[1] |       | DDI1_TXP[0] |            | DDI2_TXP[1] |
| B  | VCC   |            | SKTOCC#   | VCCST_PWRGD |          | VIDALERT# |         | PROC_PREQ#  |             | PCH_JTAG_TCK |             | PCH_JTAG_TDO |              | PCH_JTAG_TDO |         | JTAGX   |          | DDI1_TXN[3] |       | DDI1_TXN[2] |            | DDI1_TXN[1] |
| A  | VCC   |            | PROCPWRGD | STP_PMODE   |          | VIDSOUT   |         | VIDSCK      |             | CFG_RCOMP    |             | PCH_JTAG_TMS |              | eDP_RCOMP    |         |         |          | DDI1_TXP[1] |       | DDI1_TXN[0] |            | DDI2_TXN[1] |



Figure 10-5. Y-Processor Ball Map (Top View, Lower-Middle, Columns 43-23)

|    | 43              | 42              | 41              | 40                | 39                  | 38                  | 37                  | 36                  | 35                  | 34                  | 33       | 32            | 31             | 30       | 29              | 28         | 27                               | 26                           | 25                                | 24         | 23         |                |
|----|-----------------|-----------------|-----------------|-------------------|---------------------|---------------------|---------------------|---------------------|---------------------|---------------------|----------|---------------|----------------|----------|-----------------|------------|----------------------------------|------------------------------|-----------------------------------|------------|------------|----------------|
| AG |                 |                 |                 |                   |                     |                     |                     |                     |                     |                     |          |               |                |          |                 |            |                                  |                              |                                   |            |            |                |
| AF | VCCGT           |                 | VCC             |                   |                     | VCCG1               |                     |                     | VCCG1               |                     |          | VCC           |                | VCCSA    | VCCSA           |            | VCCPLL_0<br>C                    | VCCIO                        |                                   | VCCIO      |            |                |
| AE |                 |                 | VCC             | VCC               |                     | VCC                 |                     | VCC                 | VCC                 |                     | VCC      | VCC           |                |          | VCCSA           |            | VCCPLL_0<br>C                    | VCCIO                        |                                   | VCCIO      | VCCIO      |                |
| AD |                 |                 |                 |                   |                     |                     |                     |                     |                     |                     |          |               |                |          |                 |            |                                  |                              |                                   |            |            |                |
| AC | VCCGT           |                 | VCC             |                   |                     | VCCG0               |                     |                     | VCCG0               |                     |          | VCC           |                | VCCSA    | VCCSA           |            |                                  | VCCSTG                       |                                   | VCCIO      | VCCIO      |                |
| AB |                 |                 |                 |                   |                     |                     |                     |                     |                     |                     |          |               |                |          |                 |            |                                  |                              |                                   |            |            |                |
| AA |                 |                 | VCC             |                   |                     | VCCG0               |                     |                     | VCCG0               |                     |          | VCC           |                |          | VCCSA           |            |                                  | VCCSTG                       |                                   |            |            | VCCSRAM<br>1P0 |
| Y  | VCCGT           |                 | VCC             |                   |                     | VCCG0               |                     |                     | VCCG0               |                     |          | VCC           |                | VCCSA    | VCCSA           |            |                                  | VCCST                        |                                   |            |            | VCCCLK3        |
| W  |                 |                 |                 |                   |                     |                     |                     |                     |                     |                     |          |               |                |          |                 |            |                                  |                              |                                   |            |            |                |
| V  |                 |                 | VCC             |                   |                     | VCCG0               |                     |                     | VCCG0               |                     |          | VCC           |                |          | VCCSA           |            |                                  | VCCST                        |                                   |            |            | VCCCLK3        |
| U  |                 |                 |                 |                   |                     |                     |                     |                     |                     |                     |          |               |                |          |                 |            |                                  |                              |                                   |            |            |                |
| T  | VCCGT           |                 | VCC             |                   |                     | VCCG0               |                     |                     | VCCG0               |                     |          | VCC           |                | VCCSA    | VCCSA           |            | VCCPLL                           | VCCSTG                       |                                   |            |            |                |
| R  |                 |                 | VCC             |                   |                     | VCCG0               |                     |                     | VCCG0               |                     |          | VCC           |                |          | VCCSA           |            | VCCPLL                           | VCCSTG                       |                                   |            |            | VCCCLK5        |
| P  |                 |                 |                 |                   |                     |                     |                     |                     |                     |                     |          |               |                |          |                 |            |                                  |                              |                                   |            |            |                |
| N  |                 | VCC             |                 | VCC               |                     | VCC                 |                     | VCC                 |                     | VCC                 |          | VCC           |                |          | VCCSA           |            | VSSSA_SE<br>NSE                  |                              |                                   |            |            |                |
| M  | VCC             |                 | VCC             |                   | VCC                 |                     | VCC                 |                     | VCC                 |                     | VCC      |               | VCCSA          |          | VCCSA_SE<br>NSE |            | RSVD                             |                              | RSVD                              |            | RSVD       | RSVD           |
| L  |                 | VCC             |                 | VCC               |                     | RSVD                |                     | RSVD                |                     | VCC_SENS<br>E       |          | VSS_SENS<br>E |                | VCCSA    |                 | RSVD       |                                  | RSVD                         |                                   | RSVD       |            | RSVD           |
| K  |                 |                 |                 |                   |                     |                     |                     |                     |                     |                     |          |               |                |          |                 |            |                                  |                              |                                   |            |            |                |
| J  |                 | EDP_AUXN        |                 | DDI2_AUX<br>N     |                     | CLKOUT_P-<br>CIE_N3 |                     | CLKOUT_P-<br>CIE_N2 |                     | CLKOUT_IT<br>PXDP_N |          | CSI2_DN3      |                | CSI2_DN2 |                 | PCI_E9_TXP |                                  | PCI_E7_TXP<br>/<br>SATA0_TXP |                                   | PCI_E5_TXP |            |                |
| H  | EDP_TXN[3<br>]  |                 | DDI1_AUX<br>N   |                   | CLKOUT_P-<br>CIE_N5 |                     | CLKOUT_P-<br>CIE_N4 |                     | CLKOUT_P-<br>CIE_N1 |                     | CSI2_DP1 |               | CSI2_CLKN<br>0 |          | CSI2_DN0        |            | PCI_E10_TX<br>P                  |                              | PCI_E8_TXP<br>/<br>SATA1A_TX<br>P |            | PCI_E6_TXP |                |
| G  |                 | EDP_AUXP        |                 | DDI2_AUX<br>P     |                     | CLKOUT_P-<br>CIE_P3 |                     | CLKOUT_P-<br>CIE_P2 |                     | CLKOUT_IT<br>PXDP_P |          | CSI2_DP3      |                | CSI2_DP2 |                 | PCI_E9_TXN |                                  | PCI_E7_TXN<br>/<br>SATA0_TXN |                                   | PCI_E5_TXN |            |                |
| F  | EDP_TXP[3<br>]  |                 | DDI1_AUX<br>P   |                   | CLKOUT_P-<br>CIE_P5 |                     | CLKOUT_P-<br>CIE_P4 |                     | CLKOUT_P-<br>CIE_P1 |                     | CSI2_DN1 |               | CSI2_CLKP<br>0 |          | CSI2_DP0        |            | PCI_E10_TX<br>N                  |                              | PCI_E8_TXN<br>/<br>SATA1A_TX<br>N |            | PCI_E6_TXN |                |
| E  |                 |                 |                 |                   |                     |                     |                     |                     |                     |                     |          |               |                |          |                 |            |                                  |                              |                                   |            |            |                |
| D  | DDI2_TXP[3<br>] |                 | DDI2_TXP[2<br>] |                   | CSI2_CLKN<br>3      |                     | CSI2_DN1<br>0       |                     | CSI2_DN8            |                     | CSI2_DN7 |               | CSI2_CLKN<br>1 |          | CSI2_DN4        |            | PCI_E10_RX<br>P                  |                              | PCI_E8_RXP<br>/<br>SATA1A_R<br>XP |            | PCI_E6_RXP |                |
| C  |                 | DDI2_TXP[0<br>] |                 |                   | CSI2_DN1<br>1       |                     | CSI2_DN9            |                     | CSI2_CLKN<br>2      |                     | CSI2_DN5 |               | CSI2_DN6       |          | PCI_E9_RXN      |            | PCI_E7_RXN<br>/<br>SATA0_RX<br>N |                              | PCI_E5_RXN                        |            |            |                |
| B  | DDI2_TXN[3<br>] |                 | DDI2_TXN[2<br>] |                   | CSI2_CLKP<br>3      |                     | CSI2_DP10           |                     | CSI2_DP8            |                     | CSI2_DP7 |               | CSI2_CLKP<br>1 |          | CSI2_DP4        |            | PCI_E10_RX<br>N                  |                              | PCI_E8_RXN<br>/<br>SATA1A_R<br>XN |            | PCI_E6_RXN |                |
| A  |                 | DDI2_TXN[0<br>] |                 | EDP_DISP_<br>UTIL |                     | CSI2_DP11           |                     | CSI2_DP9            |                     | CSI2_CLKP<br>2      |          | CSI2_DP5      |                | CSI2_DP6 |                 | PCI_E9_RXP |                                  | PCI_E7_RXP<br>/<br>SATA0_RXP |                                   | PCI_E5_RXP |            |                |




Figure 10-6. Y-Processor Ball Map (Top View, Lower-Right, Columns 22-1)

|    | 22          | 21        | 20                      | 19                      | 18           | 17               | 16               | 15                     | 14 | 13                  | 12                    | 11                                 | 10                                    | 9                     | 8                                      | 7                        | 6                                      | 5                                 | 4                                    | 3                     | 2               | 1               |
|----|-------------|-----------|-------------------------|-------------------------|--------------|------------------|------------------|------------------------|----|---------------------|-----------------------|------------------------------------|---------------------------------------|-----------------------|--|--------------------------|--|-----------------------------------|--------------------------------------|-----------------------|-----------------|-----------------|
| AG |             |           |                         |                         |              |                  |                  |                        |    |                     | GPP_G2 / SD_DATA1     |                                    | GPP_G6 / SD_CLK                       |                       | GPP_G5 / SD_GD#                        |                          | USB2N_9                                |                                   | USB2P_9                              |                       | VCCPGPPD        |                 |
| AF |             |           |                         | VCCPRIM_CORE            | VCCPRIM_CORE |                  |                  |                        |    |                     |                       | GPP_G4 / SD_DATA3                  |                                       | GPP_G3 / SD_DATA2     |  | USB2_ID                  |  | USB2N_7                           |                                      | USB2P_7               |                 | VCCPGPPD        |
| AE |             |           |                         | VCCPRIM_CORE            | VCCPRIM_CORE |                  | VCCCATS          | VCCCATS                |    |                     | GPP_G7 / SD_WP        |                                    |                                       |                       |  |                          | USB2_VBUSSENSE                         |                                   |                                      |                       |                 |                 |
| AD |             |           |                         |                         |              |                  |                  |                        |    |                     | GPP_C16 / I2C0_SDA    |                                    | GPP_C23 / UART2_CT S#                 |                       | GPP_C21 / UART2_TX D                   |                          | GPP_C20 / UART2_RX D                   |                                   | GPP_C22 / UART2_RT S#                |                       | VCCPRIM_3P3     |                 |
| AC |             |           |                         |                         |              |                  |                  |                        |    |                     | GPP_C0 / SMBCLK       |                                    | GPP_C4 / SMLDATA                      |                       | GPP_C8 / UART0_RX D                    |                          | GPP_C12 / UART1_RX D / ISH_UART1_RXD   |                                   | GPP_C13 / UART1_TX D / ISH_UART1_TXD |                       | VCCPRIM_3P3     |                 |
| AB |             |           |                         |                         |              |                  |                  |                        |    |                     | GPP_C19 / I2C1_SCL    |                                    | GPP_C18 / I2C1_SDA                    |                       | GPP_C14 / UART1_RT S# / ISH_UART1_RTS# |                          | GPP_C15 / UART1_CT S# / ISH_UART1_CTS# |                                   | GPP_C17 / I2C0_SCL                   |                       | VCCPGPPE        |                 |
| AA | VCCSRAM_IP0 |           | VCCAPLL_IP0             | VCCAPLL_IP0             |              |                  | VCCPRIM_IP0      | VCCPRIM_IP0            |    |                     | GPP_C11 / UART0_CT S# |                                    | GPP_C10 / UART0_RT S#                 |                       | GPP_C9 / UART0_TX D                    |                          | GPP_C5 / SMLALER T#                    |                                   | GPP_C6 / SMLICK                      |                       | VCCPGPPE        |                 |
| Y  | VCCCLK4     |           | VCCCLK2                 | VCCCLK1                 |              |                  |                  |                        |    |                     |                       |                                    |                                       |                       |  |                          |  |                                   |                                      |                       |                 |                 |
| W  |             |           |                         |                         |              |                  |                  |                        |    |                     | GPP_D21               |                                    | GPP_C7 / SMLDATA                      |                       | GPP_C2 / SMBALERT #                    |                          | GPP_C1 / SMBDATA                       |                                   | GPP_C3 / SMLDCLK                     |                       | VCCMPHYA_ON_IP0 |                 |
| V  | VCCCLK4     |           | VCCCLK2                 | VCCCLK1                 |              | VCCAM_PHYPLL_IP0 | VCCAM_PHYPLL_IP0 |                        |    |                     | GPP_D20 / DMIC_DAT A0 |                                    | GPP_D16 / ISH_UART0_RXD / SMLBALE RT# |                       |  | GPP_D22                  |  | GPP_D23 / I2S_MCLK                |                                      | GPP_D19 / DMIC_CLK0   |                 | VCCMPHYA_ON_IP0 |
| U  |             |           |                         |                         |              |                  |                  |                        |    | GPP_D17 / DMIC_CLK1 |                       | GPP_D13 / ISH_UART0_RXD / SMLDATAB |                                       | GPP_D18 / DMIC_DAT A1 |  | GPP_D15 / ISH_UART0_RTS# |  | GPP_D14 / ISH_UART0_TXD / SMLDCLK |                                      |                       | VCCMPHYG_T_IP0  |                 |
| T  |             |           |                         | VCCCLK6                 |              |                  | VCCMPHYG_T_IP0   | VCCMPHYG_T_IP0         |    |                     |                       | GPP_D12                            |                                       | GPP_D7 / ISH_I2C1_SDA |  | GPP_D10                  |  | GPP_D11                           |                                      | GPP_D8 / ISH_I2C1_SCL |                 | VCCMPHYG_T_IP0  |
| R  | VCCCLK5     |           | VCCCLK6                 |                         |              |                  | VCCAPLLE_BB_IP0  | VCCAPLLE_BB_IP0        |    | RSVD                |                       |                                    |                                       |                       |  |                          |  |                                   |                                      |                       |                 |                 |
| P  |             |           |                         |                         |              |                  |                  |                        |    | RSVD                | GPP_D9                |                                    | GPP_D1                                |                       | GPP_D5 / ISH_I2C0_SDA                  |                          | GPP_D6 / ISH_I2C0_SCL                  |                                   | GPP_D3                               |                       | XCLK_BIA_SREF   |                 |
| N  |             |           |                         |                         |              |                  |                  |                        |    |                     | GPP_E9 / USB2_OC0 #   |                                    | GPP_E2 / SATAXPICIE1 / SATAGP2        |                       | GPP_D2                                 |                          | GPP_D0                                 |                                   | GPP_D4 / FLASHTR1S                   |                       | USB2_CO_MP      |                 |
| M  | RSVD        |           | RSVD                    |                         | RSVD         |                  | RSVD             |                        |    |                     | GPP_E10 / DMIC_OCL #  |                                    | GPP_E7 / CPU_GP1                      |                       | GPP_E15 / DDPB_HP D2                   |                          | GPP_E22                                |                                   |                                      |                       |                 | XTAL24_IN       |
| L  | RSVD        |           | RSVD                    |                         | RSVD         |                  | RSVD             |                        |    |                     |                       | GPP_E14 / DDPB_HP D1               |                                       | GPP_E6 / DEVSLP2      |  | GPP_E18 / DDPB_C_TRLCLK  |  | GPP_E23                           |                                      |                       |                 | XTAL24_OUT      |
| K  |             |           |                         |                         |              |                  |                  |                        |    | RSVD                |                       |                                    |                                       |                       |  |                          |  |                                   |                                      |                       |                 |                 |
| J  | PCIE3_TXP   |           | PCIE1_TXP / USB3_5_T_XP |                         | USB3_3_T_XP  |                  | USB3_1_T_XP      |                        |    |                     |                       | GPP_E1 / SATAXPICIE1 / SATAGP1     |                                       |                       |  |                          |  |                                   |                                      |                       |                 | SYS_PWR_OK      |
| H  |             | PCIE4_TXP |                         | PCIE2_TXP / USB3_6_T_XP |              | USB3_4_T_XP      |                  | USB3_2_T_XP / SSIC_TXP |    |                     | RSVD                  |                                    | GPP_E5 / DEVSLP1                      |                       | GPP_E8 / SATALED#                      |                          | GPP_E19 / DDPB_C_TRLDATA               |                                   | GPP_E20 / DDPB_C_TRLCLK              |                       | SYS_RESE_T#     |                 |
| G  |             |           | PCIE1_TXN / USB3_5_T_XN |                         | USB3_3_T_XN  |                  | USB3_1_T_XN      |                        |    |                     |                       | GPP_E0 / SATAXPICIE0 / SATAGP0     |                                       |                       |  |                          |  |                                   |                                      |                       |                 |                 |
| F  |             | PCIE4_TXN |                         | PCIE2_TXN / USB3_6_T_XN |              | USB3_4_T_XN      |                  | USB3_2_T_XN / SSIC_TXN |    |                     | CL_CLK                |                                    | GPP_E4 / DEVSLP0                      |                       | GPP_E11 / USB2_OC2 #                   |                          | GPP_E16 / DDPB_C_TRLCLK                |                                   | GPP_E21 / DDPB_C_TRLDATA             |                       | RSVD            | RSVD            |
| E  |             |           |                         |                         |              |                  |                  |                        |    |                     | GPP_E3 / CPU_GP0      |                                    |                                       |                       |  |                          |  |                                   |                                      |                       |                 |                 |
| D  |             | PCIE4_RXP |                         | PCIE2_RXP / USB3_6_R_XP |              | USB3_4_R_XP      |                  | USB3_2_R_XP / SSIC_RXP |    |                     | CL_DATA               |                                    |                                       |                       |  |                          |  |                                   |                                      | eDP_BKLE_N            | eDP_VDDE_N      |                 |
| C  | PCIE3_RXN   |           | PCIE1_RXN / USB3_5_R_XN |                         | USB3_3_R_XN  |                  | USB3_1_R_XN      |                        |    |                     |                       | GPP_E13 / DDPB_HP D0               |                                       |                       |  |                          |  |                                   |                                      |                       |                 |                 |
| B  |             | PCIE4_RXN |                         | PCIE2_RXN / USB3_6_R_XN |              | USB3_4_R_XN      |                  | USB3_2_R_XN / SSIC_RXN |    |                     | CL_RST#               |                                    | PCIE_RCO_MPP                          |                       | GPP_E12 / USB2_OC3 #                   |                          | eDP_BKLC_TL                            |                                   | RSVD                                 | RSVD                  |                 |                 |
| A  | PCIE3_RXP   |           | PCIE1_RXP / USB3_5_R_XP |                         | USB3_3_R_XP  |                  | USB3_1_R_XP      |                        |    |                     |                       | CSI2_COMP                          |                                       | PCIE_RCO_MPN          |  | GPP_E17 / EDP_HP D       |  |                                   |                                      |                       |                 |                 |



Table 10-1. Y-Processor Ball List (Sheet 1 of 40)

| Ball # | Ball Name              | DDR3 | LPDDR3 | DDR4 | Interleaved (IL) | Non-interleaved (NIL) | X [um]   | Y [um]   |
|--------|------------------------|------|--------|------|------------------|-----------------------|----------|----------|
| A11    | CSI2_COMP              |      |        |      |                  |                       | 6763.51  | -7541.01 |
| A14    | VSS                    |      |        |      |                  |                       | 6119.37  | -7541.01 |
| A16    | USB3_1_RXP             |      |        |      |                  |                       | 5475.22  | -7541.01 |
| A18    | USB3_3_RXP             |      |        |      |                  |                       | 4831.08  | -7541.01 |
| A20    | PCIE1_RXP / USB3_5_RXP |      |        |      |                  |                       | 4186.94  | -7541.01 |
| A22    | PCIE3_RXP              |      |        |      |                  |                       | 3542.79  | -7541.01 |
| A24    | PCIE5_RXP              |      |        |      |                  |                       | 2898.65  | -7541.01 |
| A26    | PCIE7_RXP / SATA0_RXP  |      |        |      |                  |                       | 2254.5   | -7541.01 |
| A28    | PCIE9_RXP              |      |        |      |                  |                       | 1610.36  | -7541.01 |
| A30    | CSI2_DP6               |      |        |      |                  |                       | 966.22   | -7541.01 |
| A32    | CSI2_DP5               |      |        |      |                  |                       | 322.07   | -7541.01 |
| A34    | CSI2_CLKP2             |      |        |      |                  |                       | -322.07  | -7541.01 |
| A36    | CSI2_DP9               |      |        |      |                  |                       | -966.22  | -7541.01 |
| A38    | CSI2_DP11              |      |        |      |                  |                       | -1610.36 | -7541.01 |
| A40    | EDP_DISP_UTIL          |      |        |      |                  |                       | -2254.5  | -7541.01 |
| A42    | DDI2_TXN[0]            |      |        |      |                  |                       | -2898.65 | -7541.01 |
| A44    | DDI2_TXN[1]            |      |        |      |                  |                       | -3542.79 | -7541.01 |
| A46    | DDI1_TXN[0]            |      |        |      |                  |                       | -4186.94 | -7541.01 |
| A48    | DDI1_TXP[1]            |      |        |      |                  |                       | -4831.08 | -7541.01 |
| A5     | VSS                    |      |        |      |                  |                       | 8401.05  | -7541.01 |
| A50    | eDP_RCOMP              |      |        |      |                  |                       | -5475.22 | -7541.01 |
| A52    | PCH_JTAG_TMS           |      |        |      |                  |                       | -6119.37 | -7541.01 |
| A54    | CFG_RCOMP              |      |        |      |                  |                       | -6763.51 | -7541.01 |
| A56    | VIDSCK                 |      |        |      |                  |                       | -7407.66 | -7541.01 |
| A58    | VIDSOUT                |      |        |      |                  |                       | -7953.09 | -7541.01 |
| A60    | ITP_PMODE              |      |        |      |                  |                       | -8401.05 | -7541.01 |
| A62    | PROCPWRGD              |      |        |      |                  |                       | -8855.71 | -7541.01 |
| A64    | VCC                    |      |        |      |                  |                       | -9310.37 | -7541.01 |
| A7     | GPP_E17 / EDP_HPD      |      |        |      |                  |                       | 7946.39  | -7541.01 |
| A9     | PCIE_RCOMP             |      |        |      |                  |                       | 7407.66  | -7541.01 |
| AA10   | GPP_C10 / UART0_RTS#   |      |        |      |                  |                       | 7067.55  | -1932.43 |
| AA12   | GPP_C11 / UART0_CTS#   |      |        |      |                  |                       | 6574.79  | -1932.43 |
| AA15   | VCCPRIM_1P0            |      |        |      |                  |                       | 5846.1   | -1869.71 |
| AA16   | VCCPRIM_1P0            |      |        |      |                  |                       | 5350.8   | -1869.71 |
| AA18   | VCCAPLL_1P0            |      |        |      |                  |                       | 4855.5   | -1869.71 |
| AA19   | VCCAPLL_1P0            |      |        |      |                  |                       | 4360.2   | -1869.71 |
| AA2    | VCCPGPPE               |      |        |      |                  |                       | 9038.59  | -1932.43 |
| AA21   | VCCSRAM_1P0            |      |        |      |                  |                       | 3864.9   | -1869.71 |
| AA23   | VCCSRAM_1P0            |      |        |      |                  |                       | 3369.6   | -1869.71 |
| AA24   | VSS                    |      |        |      |                  |                       | 2874.3   | -1869.71 |
| AA26   | VCCSTG                 |      |        |      |                  |                       | 2379     | -1869.71 |
| AA27   | VSS                    |      |        |      |                  |                       | 1883.7   | -1869.71 |



Table 10-1. Y-Processor Ball List (Sheet 2 of 40)

| Ball # | Ball Name                             | DDR3 | LPDDR3 | DDR4 | Interleaved (IL) | Non-interleaved (NIL) | X [um]   | Y [um]   |
|--------|---------------------------------------|------|--------|------|------------------|-----------------------|----------|----------|
| AA29   | VCCSA                                 |      |        |      |                  |                       | 1388.4   | -1869.71 |
| AA30   | VSS                                   |      |        |      |                  |                       | 893.1    | -1869.71 |
| AA32   | VCC                                   |      |        |      |                  |                       | 397.8    | -1869.71 |
| AA33   | VSS                                   |      |        |      |                  |                       | -97.5    | -1869.71 |
| AA35   | VCCG0                                 |      |        |      |                  |                       | -592.8   | -1869.71 |
| AA36   | VSS                                   |      |        |      |                  |                       | -1088.1  | -1869.71 |
| AA38   | VCCG0                                 |      |        |      |                  |                       | -1583.4  | -1869.71 |
| AA4    | GPP_C6 / SML1CLK                      |      |        |      |                  |                       | 8545.83  | -1932.43 |
| AA40   | VSS                                   |      |        |      |                  |                       | -2078.7  | -1869.71 |
| AA41   | VCC                                   |      |        |      |                  |                       | -2574    | -1869.71 |
| AA43   | VSS                                   |      |        |      |                  |                       | -3069.3  | -1869.71 |
| AA44   | VSS                                   |      |        |      |                  |                       | -3564.6  | -1869.71 |
| AA46   | VSS                                   |      |        |      |                  |                       | -4059.9  | -1869.71 |
| AA47   | VSS                                   |      |        |      |                  |                       | -4555.2  | -1869.71 |
| AA49   | VSS                                   |      |        |      |                  |                       | -5050.5  | -1869.71 |
| AA50   | VSS                                   |      |        |      |                  |                       | -5545.8  | -1869.71 |
| AA51   | VSS                                   |      |        |      |                  |                       | -6041.1  | -1869.71 |
| AA53   | VCCGT                                 |      |        |      |                  |                       | -6574.79 | -1932.43 |
| AA55   | VSS                                   |      |        |      |                  |                       | -7067.55 | -1932.43 |
| AA57   | VSS                                   |      |        |      |                  |                       | -7560.31 | -1932.43 |
| AA59   | VSS                                   |      |        |      |                  |                       | -8053.07 | -1932.43 |
| AA6    | GPP_C5 / SML0ALERT#                   |      |        |      |                  |                       | 8053.07  | -1932.43 |
| AA61   | VSS                                   |      |        |      |                  |                       | -8545.83 | -1932.43 |
| AA63   | VSS                                   |      |        |      |                  |                       | -9038.59 | -1932.43 |
| AA8    | GPP_C9 / UART0_TXD                    |      |        |      |                  |                       | 7560.31  | -1932.43 |
| AB1    | VCCPGPPE                              |      |        |      |                  |                       | 9310.37  | -1610.36 |
| AB11   | GPP_C19 / I2C1_SCL                    |      |        |      |                  |                       | 6821.17  | -1610.36 |
| AB13   | VSS                                   |      |        |      |                  |                       | 6328.41  | -1605.28 |
| AB3    | GPP_C17 / I2C0_SCL                    |      |        |      |                  |                       | 8792.21  | -1610.36 |
| AB5    | GPP_C15 / UART1_CTS# / ISH_UART1_CTS# |      |        |      |                  |                       | 8299.45  | -1610.36 |
| AB54   | VCCGT                                 |      |        |      |                  |                       | -6821.17 | -1610.36 |
| AB56   | VCCGT                                 |      |        |      |                  |                       | -7313.93 | -1610.36 |
| AB58   | VCCGT                                 |      |        |      |                  |                       | -7806.69 | -1610.36 |
| AB60   | VCCGT                                 |      |        |      |                  |                       | -8299.45 | -1610.36 |
| AB62   | VCCGT                                 |      |        |      |                  |                       | -8792.21 | -1610.36 |
| AB64   | VCCGT                                 |      |        |      |                  |                       | -9310.37 | -1610.36 |
| AB7    | GPP_C14 / UART1_RTS# / ISH_UART1_RTS# |      |        |      |                  |                       | 7806.69  | -1610.36 |
| AB9    | GPP_C18 / I2C1_SDA                    |      |        |      |                  |                       | 7313.93  | -1610.36 |
| AC10   | GPP_C4 / SML0DATA                     |      |        |      |                  |                       | 7067.55  | -1288.29 |
| AC12   | GPP_C0 / SMBCLK                       |      |        |      |                  |                       | 6574.79  | -1288.29 |
| AC15   | VSS                                   |      |        |      |                  |                       | 5846.1   | -1310.91 |



Table 10-1. Y-Processor Ball List (Sheet 3 of 40)

| Ball # | Ball Name                           | DDR3 | LPDDR3 | DDR4 | Interleaved (IL) | Non-interleaved (NIL) | X [um]   | Y [um]   |
|--------|-------------------------------------|------|--------|------|------------------|-----------------------|----------|----------|
| AC16   | VSS                                 |      |        |      |                  |                       | 5350.8   | -1310.91 |
| AC18   | VSS                                 |      |        |      |                  |                       | 4855.5   | -1310.91 |
| AC19   | VSS                                 |      |        |      |                  |                       | 4360.2   | -1310.91 |
| AC2    | VCCPRIM_3P3                         |      |        |      |                  |                       | 9038.59  | -1288.29 |
| AC21   | VSS                                 |      |        |      |                  |                       | 3864.9   | -1310.91 |
| AC23   | VCCIO                               |      |        |      |                  |                       | 3369.6   | -1310.91 |
| AC24   | VCCIO                               |      |        |      |                  |                       | 2874.3   | -1310.91 |
| AC26   | VCCSTG                              |      |        |      |                  |                       | 2379     | -1310.91 |
| AC27   | VSS                                 |      |        |      |                  |                       | 1883.7   | -1310.91 |
| AC29   | VCCSA                               |      |        |      |                  |                       | 1388.4   | -1310.91 |
| AC30   | VCCSA                               |      |        |      |                  |                       | 893.1    | -1310.91 |
| AC32   | VCC                                 |      |        |      |                  |                       | 397.8    | -1310.91 |
| AC33   | VSS                                 |      |        |      |                  |                       | -97.5    | -1310.91 |
| AC35   | VCCG0                               |      |        |      |                  |                       | -592.8   | -1310.91 |
| AC36   | VSS                                 |      |        |      |                  |                       | -1088.1  | -1310.91 |
| AC38   | VCCG0                               |      |        |      |                  |                       | -1583.4  | -1310.91 |
| AC4    | GPP_C13 / UART1_TXD / ISH_UART1_TXD |      |        |      |                  |                       | 8545.83  | -1288.29 |
| AC40   | VSS                                 |      |        |      |                  |                       | -2078.7  | -1310.91 |
| AC41   | VCC                                 |      |        |      |                  |                       | -2574    | -1310.91 |
| AC43   | VCCGT                               |      |        |      |                  |                       | -3069.3  | -1310.91 |
| AC44   | VCCGT                               |      |        |      |                  |                       | -3564.6  | -1310.91 |
| AC46   | VCCGT                               |      |        |      |                  |                       | -4059.9  | -1310.91 |
| AC47   | VCCGT                               |      |        |      |                  |                       | -4555.2  | -1310.91 |
| AC49   | VCCGT                               |      |        |      |                  |                       | -5050.5  | -1310.91 |
| AC50   | VCCGT                               |      |        |      |                  |                       | -5545.8  | -1310.91 |
| AC51   | VCCGT                               |      |        |      |                  |                       | -6041.1  | -1310.91 |
| AC53   | VCCGT                               |      |        |      |                  |                       | -6574.79 | -1288.29 |
| AC55   | VCCGT                               |      |        |      |                  |                       | -7067.55 | -1288.29 |
| AC57   | VCCGT                               |      |        |      |                  |                       | -7560.31 | -1288.29 |
| AC59   | VCCGT                               |      |        |      |                  |                       | -8053.07 | -1288.29 |
| AC6    | GPP_C12 / UART1_RXD / ISH_UART1_RXD |      |        |      |                  |                       | 8053.07  | -1288.29 |
| AC61   | VCCGT                               |      |        |      |                  |                       | -8545.83 | -1288.29 |
| AC63   | VCCGT                               |      |        |      |                  |                       | -9038.59 | -1288.29 |
| AC8    | GPP_C8 / UART0_RXD                  |      |        |      |                  |                       | 7560.31  | -1288.29 |
| AD1    | VCCPRIM_3P3                         |      |        |      |                  |                       | 9310.37  | -966.22  |
| AD11   | GPP_C16 / I2C0_SDA                  |      |        |      |                  |                       | 6821.17  | -966.22  |
| AD13   | VSS                                 |      |        |      |                  |                       | 6328.41  | -961.14  |
| AD3    | GPP_C22 / UART2_RTS#                |      |        |      |                  |                       | 8792.21  | -966.22  |
| AD5    | GPP_C20 / UART2_RXD                 |      |        |      |                  |                       | 8299.45  | -966.22  |
| AD54   | VCCGT                               |      |        |      |                  |                       | -6821.17 | -966.22  |
| AD56   | VCCGT                               |      |        |      |                  |                       | -7313.93 | -966.22  |





Table 10-1. Y-Processor Ball List (Sheet 4 of 40)

| Ball # | Ball Name            | DDR3 | LPDDR3 | DDR4 | Interleaved (IL) | Non-interleaved (NIL) | X [um]   | Y [um]  |
|--------|----------------------|------|--------|------|------------------|-----------------------|----------|---------|
| AD58   | VCCGT                |      |        |      |                  |                       | -7806.69 | -966.22 |
| AD60   | VCCGT                |      |        |      |                  |                       | -8299.45 | -966.22 |
| AD62   | VCCGT                |      |        |      |                  |                       | -8792.21 | -966.22 |
| AD64   | VCCGT                |      |        |      |                  |                       | -9310.37 | -966.22 |
| AD7    | GPP_C21 / UART2_TXD  |      |        |      |                  |                       | 7806.69  | -966.22 |
| AD9    | GPP_C23 / UART2_CTS# |      |        |      |                  |                       | 7313.93  | -966.22 |
| AE10   | VSS                  |      |        |      |                  |                       | 7067.55  | -644.14 |
| AE12   | GPP_G7 / SD_WP       |      |        |      |                  |                       | 6574.79  | -644.14 |
| AE15   | VCCATS               |      |        |      |                  |                       | 5846.1   | -752.11 |
| AE16   | VCCATS               |      |        |      |                  |                       | 5350.8   | -752.11 |
| AE18   | VCCPRIM_CORE         |      |        |      |                  |                       | 4855.5   | -752.11 |
| AE19   | VCCPRIM_CORE         |      |        |      |                  |                       | 4360.2   | -752.11 |
| AE2    | VSS                  |      |        |      |                  |                       | 9038.59  | -644.14 |
| AE21   | VSS                  |      |        |      |                  |                       | 3864.9   | -752.11 |
| AE23   | VCCIO                |      |        |      |                  |                       | 3369.6   | -752.11 |
| AE24   | VCCIO                |      |        |      |                  |                       | 2874.3   | -752.11 |
| AE26   | VCCIO                |      |        |      |                  |                       | 2379     | -752.11 |
| AE27   | VCCPLL_OC            |      |        |      |                  |                       | 1883.7   | -752.11 |
| AE29   | VCCSA                |      |        |      |                  |                       | 1388.4   | -752.11 |
| AE30   | VSS                  |      |        |      |                  |                       | 893.1    | -752.11 |
| AE32   | VCC                  |      |        |      |                  |                       | 397.8    | -752.11 |
| AE33   | VCC                  |      |        |      |                  |                       | -97.5    | -752.11 |
| AE35   | VCC                  |      |        |      |                  |                       | -592.8   | -752.11 |
| AE36   | VCC                  |      |        |      |                  |                       | -1088.1  | -752.11 |
| AE38   | VCC                  |      |        |      |                  |                       | -1583.4  | -752.11 |
| AE4    | VSS                  |      |        |      |                  |                       | 8545.83  | -644.14 |
| AE40   | VCC                  |      |        |      |                  |                       | -2078.7  | -752.11 |
| AE41   | VCC                  |      |        |      |                  |                       | -2574    | -752.11 |
| AE43   | VSS                  |      |        |      |                  |                       | -3069.3  | -752.11 |
| AE44   | VSS                  |      |        |      |                  |                       | -3564.6  | -752.11 |
| AE46   | VSS                  |      |        |      |                  |                       | -4059.9  | -752.11 |
| AE47   | VSS                  |      |        |      |                  |                       | -4555.2  | -752.11 |
| AE49   | VSS                  |      |        |      |                  |                       | -5050.5  | -752.11 |
| AE50   | VSS                  |      |        |      |                  |                       | -5545.8  | -752.11 |
| AE51   | VSS                  |      |        |      |                  |                       | -6041.1  | -752.11 |
| AE53   | VCCGT                |      |        |      |                  |                       | -6574.79 | -644.14 |
| AE55   | VCCGT                |      |        |      |                  |                       | -7067.55 | -644.14 |
| AE57   | VCCGT                |      |        |      |                  |                       | -7560.31 | -644.14 |
| AE59   | VCCGT                |      |        |      |                  |                       | -8053.07 | -644.14 |
| AE6    | USB2_VBUSSENSE       |      |        |      |                  |                       | 8053.07  | -644.14 |
| AE61   | VCCGT                |      |        |      |                  |                       | -8545.83 | -644.14 |
| AE63   | VCCGT                |      |        |      |                  |                       | -9038.59 | -644.14 |



Table 10-1. Y-Processor Ball List (Sheet 5 of 40)

| Ball # | Ball Name         | DDR3 | LPDDR3 | DDR4 | Interleaved (IL) | Non-interleaved (NIL) | X [um]   | Y [um]  |
|--------|-------------------|------|--------|------|------------------|-----------------------|----------|---------|
| AE8    | VSS               |      |        |      |                  |                       | 7560.31  | -644.14 |
| AF1    | VCCPGPPD          |      |        |      |                  |                       | 9310.37  | -322.07 |
| AF11   | GPP_G4 / SD_DATA3 |      |        |      |                  |                       | 6821.17  | -322.07 |
| AF13   | VSS               |      |        |      |                  |                       | 6328.41  | -316.99 |
| AF15   | VSS               |      |        |      |                  |                       | 5846.1   | -193.31 |
| AF16   | VSS               |      |        |      |                  |                       | 5350.8   | -193.31 |
| AF18   | VCCPRIM_CORE      |      |        |      |                  |                       | 4855.5   | -193.31 |
| AF19   | VCCPRIM_CORE      |      |        |      |                  |                       | 4360.2   | -193.31 |
| AF21   | VSS               |      |        |      |                  |                       | 3864.9   | -193.31 |
| AF23   | VSS               |      |        |      |                  |                       | 3369.6   | -193.31 |
| AF24   | VCCIO             |      |        |      |                  |                       | 2874.3   | -193.31 |
| AF26   | VCCIO             |      |        |      |                  |                       | 2379     | -193.31 |
| AF27   | VCCPLL_OC         |      |        |      |                  |                       | 1883.7   | -193.31 |
| AF29   | VCCSA             |      |        |      |                  |                       | 1388.4   | -193.31 |
| AF3    | USB2P_7           |      |        |      |                  |                       | 8792.21  | -322.07 |
| AF30   | VCCSA             |      |        |      |                  |                       | 893.1    | -193.31 |
| AF32   | VCC               |      |        |      |                  |                       | 397.8    | -193.31 |
| AF33   | VSS               |      |        |      |                  |                       | -97.5    | -193.31 |
| AF35   | VCCG1             |      |        |      |                  |                       | -592.8   | -193.31 |
| AF36   | VSS               |      |        |      |                  |                       | -1088.1  | -193.31 |
| AF38   | VCCG1             |      |        |      |                  |                       | -1583.4  | -193.31 |
| AF40   | VSS               |      |        |      |                  |                       | -2078.7  | -193.31 |
| AF41   | VCC               |      |        |      |                  |                       | -2574    | -193.31 |
| AF43   | VCCGT             |      |        |      |                  |                       | -3069.3  | -193.31 |
| AF44   | VCCGT             |      |        |      |                  |                       | -3564.6  | -193.31 |
| AF46   | VCCGT             |      |        |      |                  |                       | -4059.9  | -193.31 |
| AF47   | VCCGT             |      |        |      |                  |                       | -4555.2  | -193.31 |
| AF49   | VCCGT             |      |        |      |                  |                       | -5050.5  | -193.31 |
| AF5    | USB2N_7           |      |        |      |                  |                       | 8299.45  | -322.07 |
| AF50   | VCCGT             |      |        |      |                  |                       | -5545.8  | -193.31 |
| AF51   | VCCGT             |      |        |      |                  |                       | -6041.1  | -193.31 |
| AF54   | VSS               |      |        |      |                  |                       | -6821.17 | -322.07 |
| AF56   | VSS               |      |        |      |                  |                       | -7313.93 | -322.07 |
| AF58   | VSS               |      |        |      |                  |                       | -7806.69 | -322.07 |
| AF60   | VSS               |      |        |      |                  |                       | -8299.45 | -322.07 |
| AF62   | VSS               |      |        |      |                  |                       | -8792.21 | -322.07 |
| AF64   | VSS               |      |        |      |                  |                       | -9310.37 | -322.07 |
| AF7    | USB2_ID           |      |        |      |                  |                       | 7806.69  | -322.07 |
| AF9    | GPP_G3 / SD_DATA2 |      |        |      |                  |                       | 7313.93  | -322.07 |
| AG10   | GPP_G6 / SD_CLK   |      |        |      |                  |                       | 7067.55  | 0       |
| AG12   | GPP_G2 / SD_DATA1 |      |        |      |                  |                       | 6574.79  | 0       |
| AG2    | VCCPGPPD          |      |        |      |                  |                       | 9038.59  | 0       |



Table 10-1. Y-Processor Ball List (Sheet 6 of 40)

| Ball # | Ball Name                    | DDR3 | LPDDR3 | DDR4 | Interleaved (IL) | Non-interleaved (NIL) | X [um]   | Y [um] |
|--------|------------------------------|------|--------|------|------------------|-----------------------|----------|--------|
| AG4    | USB2P_9                      |      |        |      |                  |                       | 8545.83  | 0      |
| AG53   | VCCGT                        |      |        |      |                  |                       | -6574.79 | 0      |
| AG55   | DDR1_DQ[14] /<br>DDR0_DQ[30] |      |        |      | DDR1_DQ[14]      | DDR0_DQ[30]           | -7067.55 | 0      |
| AG57   | DDR1_DQ[15] /<br>DDR0_DQ[31] |      |        |      | DDR1_DQ[15]      | DDR0_DQ[31]           | -7560.31 | 0      |
| AG59   | VSS                          |      |        |      |                  |                       | -8053.07 | 0      |
| AG6    | USB2N_9                      |      |        |      |                  |                       | 8053.07  | 0      |
| AG61   | DDR0_DQ[0]                   |      |        |      |                  |                       | -8545.83 | 0      |
| AG63   | DDR0_DQ[5]                   |      |        |      |                  |                       | -9038.59 | 0      |
| AG8    | GPP_G5 / SD_CD#              |      |        |      |                  |                       | 7560.31  | 0      |
| AH1    | VCCPGPPC                     |      |        |      |                  |                       | 9310.37  | 322.07 |
| AH11   | GPP_G1 / SD_DATA0            |      |        |      |                  |                       | 6821.17  | 322.07 |
| AH13   | VCCPRIM_1P0                  |      |        |      |                  |                       | 6328.41  | 327.15 |
| AH15   | VCCPRIM_1P0                  |      |        |      |                  |                       | 5846.1   | 365.49 |
| AH16   | VSS                          |      |        |      |                  |                       | 5350.8   | 365.49 |
| AH18   | VCCPRIM_1P0                  |      |        |      |                  |                       | 4855.5   | 365.49 |
| AH19   | VCCPRIM_1P0                  |      |        |      |                  |                       | 4360.2   | 365.49 |
| AH21   | VCCPRIM_3P3                  |      |        |      |                  |                       | 3864.9   | 365.49 |
| AH23   | VSS                          |      |        |      |                  |                       | 3369.6   | 365.49 |
| AH24   | VSS                          |      |        |      |                  |                       | 2874.3   | 365.49 |
| AH26   | VCCIO                        |      |        |      |                  |                       | 2379     | 365.49 |
| AH27   | VSS                          |      |        |      |                  |                       | 1883.7   | 365.49 |
| AH29   | VCCSA                        |      |        |      |                  |                       | 1388.4   | 365.49 |
| AH3    | USB2P_5                      |      |        |      |                  |                       | 8792.21  | 322.07 |
| AH30   | VSS                          |      |        |      |                  |                       | 893.1    | 365.49 |
| AH32   | VCC                          |      |        |      |                  |                       | 397.8    | 365.49 |
| AH33   | VSS                          |      |        |      |                  |                       | -97.5    | 365.49 |
| AH35   | VCCG1                        |      |        |      |                  |                       | -592.8   | 365.49 |
| AH36   | VSS                          |      |        |      |                  |                       | -1088.1  | 365.49 |
| AH38   | VCCG1                        |      |        |      |                  |                       | -1583.4  | 365.49 |
| AH40   | VSS                          |      |        |      |                  |                       | -2078.7  | 365.49 |
| AH41   | VCC                          |      |        |      |                  |                       | -2574    | 365.49 |
| AH43   | VSS                          |      |        |      |                  |                       | -3069.3  | 365.49 |
| AH44   | VSS                          |      |        |      |                  |                       | -3564.6  | 365.49 |
| AH46   | VSS                          |      |        |      |                  |                       | -4059.9  | 365.49 |
| AH47   | VSS                          |      |        |      |                  |                       | -4555.2  | 365.49 |
| AH49   | VSS                          |      |        |      |                  |                       | -5050.5  | 365.49 |
| AH5    | USB2N_5                      |      |        |      |                  |                       | 8299.45  | 322.07 |
| AH50   | VSS                          |      |        |      |                  |                       | -5545.8  | 365.49 |
| AH51   | VSS                          |      |        |      |                  |                       | -6041.1  | 365.49 |
| AH54   | VSS                          |      |        |      |                  |                       | -6821.17 | 322.07 |
| AH56   | DDR1_DQ[11] /<br>DDR0_DQ[27] |      |        |      | DDR1_DQ[11]      | DDR0_DQ[27]           | -7313.93 | 322.07 |



Table 10-1. Y-Processor Ball List (Sheet 7 of 40)

| Ball # | Ball Name                   | DDR3 | LPDDR3 | DDR4 | Interleaved (IL) | Non-interleaved (NIL) | X [um]   | Y [um] |
|--------|-----------------------------|------|--------|------|------------------|-----------------------|----------|--------|
| AH58   | DDR1_DQ[10] / DDR0_DQ[26]   |      |        |      | DDR1_DQ[10]      | DDR0_DQ[26]           | -7806.69 | 322.07 |
| AH60   | DDR0_DQ[1]                  |      |        |      |                  |                       | -8299.45 | 322.07 |
| AH62   | DDR0_DQ[4]                  |      |        |      |                  |                       | -8792.21 | 322.07 |
| AH64   | VDDQ                        |      |        |      |                  |                       | -9310.37 | 322.07 |
| AH7    | RSVD                        |      |        |      |                  |                       | 7806.69  | 322.07 |
| AH9    | GPP_G0 / SD_CMD             |      |        |      |                  |                       | 7313.93  | 322.07 |
| AJ10   | GPP_F16 / EMMC_DATA3        |      |        |      |                  |                       | 7067.55  | 644.14 |
| AJ12   | GPP_F19 / EMMC_DATA6        |      |        |      |                  |                       | 6574.79  | 644.14 |
| AJ2    | VCCPGPPC                    |      |        |      |                  |                       | 9038.59  | 644.14 |
| AJ4    | USB2P_1                     |      |        |      |                  |                       | 8545.83  | 644.14 |
| AJ53   | VCCGT                       |      |        |      |                  |                       | -6574.79 | 644.14 |
| AJ55   | DDR1_DQSP[1] / DDR0_DQSP[3] |      |        |      | DDR1_DQSP[1]     | DDR0_DQSP[3]          | -7067.55 | 644.14 |
| AJ57   | DDR1_DQSN[1] / DDR0_DQSN[3] |      |        |      | DDR1_DQSN[1]     | DDR0_DQSN[3]          | -7560.31 | 644.14 |
| AJ59   | VSS                         |      |        |      |                  |                       | -8053.07 | 644.14 |
| AJ6    | USB2N_1                     |      |        |      |                  |                       | 8053.07  | 644.14 |
| AJ61   | DDR0_DQSN[0]                |      |        |      |                  |                       | -8545.83 | 644.14 |
| AJ63   | DDR0_DQSP[0]                |      |        |      |                  |                       | -9038.59 | 644.14 |
| AJ8    | GPP_F23                     |      |        |      |                  |                       | 7560.31  | 644.14 |
| AK1    | VSS                         |      |        |      |                  |                       | 9310.37  | 966.22 |
| AK11   | VSS                         |      |        |      |                  |                       | 6821.17  | 966.22 |
| AK13   | VSS                         |      |        |      |                  |                       | 6328.41  | 971.3  |
| AK15   | VSS                         |      |        |      |                  |                       | 5846.1   | 924.29 |
| AK16   | VSS                         |      |        |      |                  |                       | 5350.8   | 924.29 |
| AK18   | VCCPRIM_1P0                 |      |        |      |                  |                       | 4855.5   | 924.29 |
| AK19   | VCCRTCPRIM_3P3              |      |        |      |                  |                       | 4360.2   | 924.29 |
| AK21   | VCCPRIM_3P3                 |      |        |      |                  |                       | 3864.9   | 924.29 |
| AK23   | VCCSRAM_1P0                 |      |        |      |                  |                       | 3369.6   | 924.29 |
| AK24   | VSS                         |      |        |      |                  |                       | 2874.3   | 924.29 |
| AK26   | VCCIO                       |      |        |      |                  |                       | 2379     | 924.29 |
| AK27   | VSS                         |      |        |      |                  |                       | 1883.7   | 924.29 |
| AK29   | VCCSA                       |      |        |      |                  |                       | 1388.4   | 924.29 |
| AK3    | VSS                         |      |        |      |                  |                       | 8792.21  | 966.22 |
| AK30   | VCCSA                       |      |        |      |                  |                       | 893.1    | 924.29 |
| AK32   | VCC                         |      |        |      |                  |                       | 397.8    | 924.29 |
| AK33   | VSS                         |      |        |      |                  |                       | -97.5    | 924.29 |
| AK35   | VCCG1                       |      |        |      |                  |                       | -592.8   | 924.29 |
| AK36   | VSS                         |      |        |      |                  |                       | -1088.1  | 924.29 |
| AK38   | VCCG1                       |      |        |      |                  |                       | -1583.4  | 924.29 |
| AK40   | VSS                         |      |        |      |                  |                       | -2078.7  | 924.29 |
| AK41   | VCC                         |      |        |      |                  |                       | -2574    | 924.29 |
| AK43   | VCCGT                       |      |        |      |                  |                       | -3069.3  | 924.29 |



Table 10-1. Y-Processor Ball List (Sheet 8 of 40)

| Ball # | Ball Name                    | DDR3 | LPDDR3 | DDR4 | Interleaved (IL) | Non-interleaved (NIL) | X [um]   | Y [um]  |
|--------|------------------------------|------|--------|------|------------------|-----------------------|----------|---------|
| AK44   | VCCGT                        |      |        |      |                  |                       | -3564.6  | 924.29  |
| AK46   | VCCGT                        |      |        |      |                  |                       | -4059.9  | 924.29  |
| AK47   | VCCGT                        |      |        |      |                  |                       | -4555.2  | 924.29  |
| AK49   | VCCGT                        |      |        |      |                  |                       | -5050.5  | 924.29  |
| AK5    | VSS                          |      |        |      |                  |                       | 8299.45  | 966.22  |
| AK50   | VCCGT                        |      |        |      |                  |                       | -5545.8  | 924.29  |
| AK51   | VCCGT                        |      |        |      |                  |                       | -6041.1  | 924.29  |
| AK54   | VSS                          |      |        |      |                  |                       | -6821.17 | 966.22  |
| AK56   | DDR1_DQ[13] /<br>DDR0_DQ[29] |      |        |      | DDR1_DQ[13]      | DDR0_DQ[29]           | -7313.93 | 966.22  |
| AK58   | DDR1_DQ[12] /<br>DDR0_DQ[28] |      |        |      | DDR1_DQ[12]      | DDR0_DQ[28]           | -7806.69 | 966.22  |
| AK60   | DDR0_DQ[3]                   |      |        |      |                  |                       | -8299.45 | 966.22  |
| AK62   | DDR0_DQ[2]                   |      |        |      |                  |                       | -8792.21 | 966.22  |
| AK64   | VDDQ                         |      |        |      |                  |                       | -9310.37 | 966.22  |
| AK7    | VSS                          |      |        |      |                  |                       | 7806.69  | 966.22  |
| AK9    | VSS                          |      |        |      |                  |                       | 7313.93  | 966.22  |
| AL10   | GPP_F21 / EMMC_RCLK          |      |        |      |                  |                       | 7067.55  | 1288.29 |
| AL12   | GPP_F18 / EMMC_DATA5         |      |        |      |                  |                       | 6574.79  | 1288.29 |
| AL15   | VCCDSW_3P3                   |      |        |      |                  |                       | 5846.1   | 1483.09 |
| AL16   | VSS                          |      |        |      |                  |                       | 5350.8   | 1483.09 |
| AL18   | VCCPRIM_1P0                  |      |        |      |                  |                       | 4855.5   | 1483.09 |
| AL19   | VCCRTCPRIM_3P3               |      |        |      |                  |                       | 4360.2   | 1483.09 |
| AL2    | DCPDSW_1P0                   |      |        |      |                  |                       | 9038.59  | 1288.29 |
| AL21   | VSS                          |      |        |      |                  |                       | 3864.9   | 1483.09 |
| AL23   | VCCSRAM_1P0                  |      |        |      |                  |                       | 3369.6   | 1483.09 |
| AL24   | VSS                          |      |        |      |                  |                       | 2874.3   | 1483.09 |
| AL26   | VCCIO                        |      |        |      |                  |                       | 2379     | 1483.09 |
| AL27   | VSS                          |      |        |      |                  |                       | 1883.7   | 1483.09 |
| AL29   | VCCSA                        |      |        |      |                  |                       | 1388.4   | 1483.09 |
| AL30   | VSS                          |      |        |      |                  |                       | 893.1    | 1483.09 |
| AL32   | VCC                          |      |        |      |                  |                       | 397.8    | 1483.09 |
| AL33   | VSS                          |      |        |      |                  |                       | -97.5    | 1483.09 |
| AL35   | VCCG1                        |      |        |      |                  |                       | -592.8   | 1483.09 |
| AL36   | VSS                          |      |        |      |                  |                       | -1088.1  | 1483.09 |
| AL38   | VCCG1                        |      |        |      |                  |                       | -1583.4  | 1483.09 |
| AL4    | USB2P_3                      |      |        |      |                  |                       | 8545.83  | 1288.29 |
| AL40   | VSS                          |      |        |      |                  |                       | -2078.7  | 1483.09 |
| AL41   | VCC                          |      |        |      |                  |                       | -2574    | 1483.09 |
| AL43   | VSS                          |      |        |      |                  |                       | -3069.3  | 1483.09 |
| AL44   | VSS                          |      |        |      |                  |                       | -3564.6  | 1483.09 |
| AL46   | VSS                          |      |        |      |                  |                       | -4059.9  | 1483.09 |
| AL47   | VSS                          |      |        |      |                  |                       | -4555.2  | 1483.09 |



Table 10-1. Y-Processor Ball List (Sheet 9 of 40)

| Ball # | Ball Name                            | DDR3 | LPDDR3 | DDR4 | Interleaved (IL) | Non-interleaved (NIL) | X [um]   | Y [um]  |
|--------|--------------------------------------|------|--------|------|------------------|-----------------------|----------|---------|
| AL49   | VSS                                  |      |        |      |                  |                       | -5050.5  | 1483.09 |
| AL50   | VSS                                  |      |        |      |                  |                       | -5545.8  | 1483.09 |
| AL51   | VSS                                  |      |        |      |                  |                       | -6041.1  | 1483.09 |
| AL53   | VSS                                  |      |        |      |                  |                       | -6574.79 | 1288.29 |
| AL55   | DDR1_DQ[8] /<br>DDR0_DQ[24]          |      |        |      | DDR1_DQ[8]       | DDR0_DQ[24]           | -7067.55 | 1288.29 |
| AL57   | DDR1_DQ[9] /<br>DDR0_DQ[25]          |      |        |      | DDR1_DQ[9]       | DDR0_DQ[25]           | -7560.31 | 1288.29 |
| AL59   | VSS                                  |      |        |      |                  |                       | -8053.07 | 1288.29 |
| AL6    | USB2N_3                              |      |        |      |                  |                       | 8053.07  | 1288.29 |
| AL61   | DDR0_DQ[6]                           |      |        |      |                  |                       | -8545.83 | 1288.29 |
| AL63   | DDR0_DQ[7]                           |      |        |      |                  |                       | -9038.59 | 1288.29 |
| AL8    | GPP_F22 / EMMC_CLK                   |      |        |      |                  |                       | 7560.31  | 1288.29 |
| AM1    | DCPDSW_1P0                           |      |        |      |                  |                       | 9310.37  | 1610.36 |
| AM11   | GPP_F12 / EMMC_CMD                   |      |        |      |                  |                       | 6821.17  | 1610.36 |
| AM13   | VCCDSW_3P3                           |      |        |      |                  |                       | 6328.41  | 1615.44 |
| AM3    | USB2N_2                              |      |        |      |                  |                       | 8792.21  | 1610.36 |
| AM5    | USB2P_2                              |      |        |      |                  |                       | 8299.45  | 1610.36 |
| AM54   | VSS                                  |      |        |      |                  |                       | -6821.17 | 1610.36 |
| AM56   | DDR1_DQ[7] /<br>DDR0_DQ[23]          |      |        |      | DDR1_DQ[7]       | DDR0_DQ[23]           | -7313.93 | 1610.36 |
| AM58   | DDR1_DQ[6] /<br>DDR0_DQ[22]          |      |        |      | DDR1_DQ[6]       | DDR0_DQ[22]           | -7806.69 | 1610.36 |
| AM60   | DDR0_DQ[8]                           |      |        |      |                  |                       | -8299.45 | 1610.36 |
| AM62   | DDR0_DQ[9]                           |      |        |      |                  |                       | -8792.21 | 1610.36 |
| AM64   | VSS                                  |      |        |      |                  |                       | -9310.37 | 1610.36 |
| AM7    | GPP_F10 / I2C5_SDA /<br>ISH_I2C2_SDA |      |        |      |                  |                       | 7806.69  | 1610.36 |
| AM9    | GPP_F17 / EMMC_DATA4                 |      |        |      |                  |                       | 7313.93  | 1610.36 |
| AN10   | GPP_F15 / EMMC_DATA2                 |      |        |      |                  |                       | 7067.55  | 1932.43 |
| AN12   | GPP_F13 / EMMC_DATA0                 |      |        |      |                  |                       | 6574.79  | 1932.43 |
| AN15   | VCCPGPPG                             |      |        |      |                  |                       | 5846.1   | 2041.89 |
| AN16   | VSS                                  |      |        |      |                  |                       | 5350.8   | 2041.89 |
| AN18   | VSS                                  |      |        |      |                  |                       | 4855.5   | 2041.89 |
| AN19   | VSS                                  |      |        |      |                  |                       | 4360.2   | 2041.89 |
| AN2    | VCCPGPPF                             |      |        |      |                  |                       | 9038.59  | 1932.43 |
| AN21   | VSS                                  |      |        |      |                  |                       | 3864.9   | 2041.89 |
| AN23   | VCCSRAM_1P0                          |      |        |      |                  |                       | 3369.6   | 2041.89 |
| AN24   | VSS                                  |      |        |      |                  |                       | 2874.3   | 2041.89 |
| AN26   | VCCIO                                |      |        |      |                  |                       | 2379     | 2041.89 |
| AN27   | VSS                                  |      |        |      |                  |                       | 1883.7   | 2041.89 |
| AN29   | VCCSA                                |      |        |      |                  |                       | 1388.4   | 2041.89 |
| AN30   | VCCSA                                |      |        |      |                  |                       | 893.1    | 2041.89 |
| AN32   | VCC                                  |      |        |      |                  |                       | 397.8    | 2041.89 |



Table 10-1. Y-Processor Ball List (Sheet 10 of 40)

| Ball # | Ball Name                      | DDR3 | LPDDR3 | DDR4 | Interleaved (IL) | Non-interleaved (NIL) | X [um]   | Y [um]  |
|--------|--------------------------------|------|--------|------|------------------|-----------------------|----------|---------|
| AN33   | VSS                            |      |        |      |                  |                       | -97.5    | 2041.89 |
| AN35   | VCCG1                          |      |        |      |                  |                       | -592.8   | 2041.89 |
| AN36   | VSS                            |      |        |      |                  |                       | -1088.1  | 2041.89 |
| AN38   | VCCG1                          |      |        |      |                  |                       | -1583.4  | 2041.89 |
| AN4    | GPP_F8 / I2C4_SDA              |      |        |      |                  |                       | 8545.83  | 1932.43 |
| AN40   | VSS                            |      |        |      |                  |                       | -2078.7  | 2041.89 |
| AN41   | VCC                            |      |        |      |                  |                       | -2574    | 2041.89 |
| AN43   | VCCGT                          |      |        |      |                  |                       | -3069.3  | 2041.89 |
| AN44   | VCCGT                          |      |        |      |                  |                       | -3564.6  | 2041.89 |
| AN46   | VCCGT                          |      |        |      |                  |                       | -4059.9  | 2041.89 |
| AN47   | VCCGT                          |      |        |      |                  |                       | -4555.2  | 2041.89 |
| AN49   | VCCGT                          |      |        |      |                  |                       | -5050.5  | 2041.89 |
| AN50   | VCCGT                          |      |        |      |                  |                       | -5545.8  | 2041.89 |
| AN51   | VCCGT                          |      |        |      |                  |                       | -6041.1  | 2041.89 |
| AN53   | DDR0_VREF_DQ                   |      |        |      |                  |                       | -6574.79 | 1932.43 |
| AN55   | DDR1_DQ[3] /<br>DDR0_DQ[19]    |      |        |      | DDR1_DQ[3]       | DDR0_DQ[19]           | -7067.55 | 1932.43 |
| AN57   | DDR1_DQ[2] /<br>DDR0_DQ[18]    |      |        |      | DDR1_DQ[2]       | DDR0_DQ[18]           | -7560.31 | 1932.43 |
| AN59   | VSS                            |      |        |      |                  |                       | -8053.07 | 1932.43 |
| AN6    | GPP_F9 / I2C4_SCL              |      |        |      |                  |                       | 8053.07  | 1932.43 |
| AN61   | DDR0_DQ[12]                    |      |        |      |                  |                       | -8545.83 | 1932.43 |
| AN63   | DDR0_DQ[13]                    |      |        |      |                  |                       | -9038.59 | 1932.43 |
| AN8    | GPP_F20 / EMMC_DATA7           |      |        |      |                  |                       | 7560.31  | 1932.43 |
| AP1    | VCCPGPPF                       |      |        |      |                  |                       | 9310.37  | 2254.5  |
| AP11   | GPP_F2 / I2S2_TXD              |      |        |      |                  |                       | 6821.17  | 2254.5  |
| AP13   | VCCPGPPG                       |      |        |      |                  |                       | 6328.41  | 2259.58 |
| AP3    | GPP_F4 / I2C2_SDA              |      |        |      |                  |                       | 8792.21  | 2254.5  |
| AP5    | GPP_F6 / I2C3_SDA              |      |        |      |                  |                       | 8299.45  | 2254.5  |
| AP54   | VSS                            |      |        |      |                  |                       | -6821.17 | 2254.5  |
| AP56   | DDR1_DQSN[0] /<br>DDR0_DQSN[2] |      |        |      | DDR1_DQSN[0]     | DDR0_DQSN[2]          | -7313.93 | 2254.5  |
| AP58   | DDR1_DQSP[0] /<br>DDR0_DQSP[2] |      |        |      | DDR1_DQSP[0]     | DDR0_DQSP[2]          | -7806.69 | 2254.5  |
| AP60   | DDR0_DQSP[1]                   |      |        |      |                  |                       | -8299.45 | 2254.5  |
| AP62   | DDR0_DQSN[1]                   |      |        |      |                  |                       | -8792.21 | 2254.5  |
| AP64   | VSS                            |      |        |      |                  |                       | -9310.37 | 2254.5  |
| AP7    | GPP_F5 / I2C2_SCL              |      |        |      |                  |                       | 7806.69  | 2254.5  |
| AP9    | GPP_F14 / EMMC_DATA1           |      |        |      |                  |                       | 7313.93  | 2254.5  |
| AR10   | VSS                            |      |        |      |                  |                       | 7067.55  | 2576.58 |
| AR12   | VSS                            |      |        |      |                  |                       | 6574.79  | 2576.58 |
| AR15   | VSS                            |      |        |      |                  |                       | 5846.1   | 2600.69 |
| AR16   | VCCPRIM_CORE                   |      |        |      |                  |                       | 5350.8   | 2600.69 |
| AR18   | VSS                            |      |        |      |                  |                       | 4855.5   | 2600.69 |



Table 10-1. Y-Processor Ball List (Sheet 11 of 40)

| Ball # | Ball Name                   | DDR3 | LPDDR3 | DDR4 | Interleaved (IL) | Non-interleaved (NIL) | X [um]   | Y [um]  |
|--------|-----------------------------|------|--------|------|------------------|-----------------------|----------|---------|
| AR19   | VCCRTC                      |      |        |      |                  |                       | 4360.2   | 2600.69 |
| AR2    | VSS                         |      |        |      |                  |                       | 9038.59  | 2576.58 |
| AR21   | VCCPRIM_1P0                 |      |        |      |                  |                       | 3864.9   | 2600.69 |
| AR23   | VCCSRAM_1P0                 |      |        |      |                  |                       | 3369.6   | 2600.69 |
| AR24   | VSSIO_SENSE                 |      |        |      |                  |                       | 2874.3   | 2600.69 |
| AR26   | VCCIO                       |      |        |      |                  |                       | 2379     | 2600.69 |
| AR27   | VSS                         |      |        |      |                  |                       | 1883.7   | 2600.69 |
| AR29   | VCCSA                       |      |        |      |                  |                       | 1388.4   | 2600.69 |
| AR30   | VSS                         |      |        |      |                  |                       | 893.1    | 2600.69 |
| AR32   | VCC                         |      |        |      |                  |                       | 397.8    | 2600.69 |
| AR33   | VSS                         |      |        |      |                  |                       | -97.5    | 2600.69 |
| AR35   | VCCG1                       |      |        |      |                  |                       | -592.8   | 2600.69 |
| AR36   | VSS                         |      |        |      |                  |                       | -1088.1  | 2600.69 |
| AR38   | VCCG1                       |      |        |      |                  |                       | -1583.4  | 2600.69 |
| AR4    | VSS                         |      |        |      |                  |                       | 8545.83  | 2576.58 |
| AR40   | VSS                         |      |        |      |                  |                       | -2078.7  | 2600.69 |
| AR41   | VCC                         |      |        |      |                  |                       | -2574    | 2600.69 |
| AR43   | VSS                         |      |        |      |                  |                       | -3069.3  | 2600.69 |
| AR44   | VSS                         |      |        |      |                  |                       | -3564.6  | 2600.69 |
| AR46   | VSS                         |      |        |      |                  |                       | -4059.9  | 2600.69 |
| AR47   | VSS                         |      |        |      |                  |                       | -4555.2  | 2600.69 |
| AR49   | VSS                         |      |        |      |                  |                       | -5050.5  | 2600.69 |
| AR50   | VSS                         |      |        |      |                  |                       | -5545.8  | 2600.69 |
| AR51   | VSS                         |      |        |      |                  |                       | -6041.1  | 2600.69 |
| AR53   | DDR_VREF_CA                 |      |        |      |                  |                       | -6574.79 | 2576.58 |
| AR55   | DDR1_DQ[1] /<br>DDR0_DQ[17] |      |        |      | DDR1_DQ[1]       | DDR0_DQ[17]           | -7067.55 | 2576.58 |
| AR57   | DDR1_DQ[4] /<br>DDR0_DQ[20] |      |        |      | DDR1_DQ[4]       | DDR0_DQ[20]           | -7560.31 | 2576.58 |
| AR59   | VSS                         |      |        |      |                  |                       | -8053.07 | 2576.58 |
| AR6    | VSS                         |      |        |      |                  |                       | 8053.07  | 2576.58 |
| AR61   | DDR0_DQ[11]                 |      |        |      |                  |                       | -8545.83 | 2576.58 |
| AR63   | DDR0_DQ[14]                 |      |        |      |                  |                       | -9038.59 | 2576.58 |
| AR8    | VSS                         |      |        |      |                  |                       | 7560.31  | 2576.58 |
| AT1    | VCCPGPPA                    |      |        |      |                  |                       | 9310.37  | 2898.65 |
| AT11   | GPP_F0 / I2S2_SCLK          |      |        |      |                  |                       | 6821.17  | 2898.65 |
| AT13   | GPP_F1 / I2S2_SFRM          |      |        |      |                  |                       | 6328.41  | 2903.73 |
| AT15   | VCCSPI                      |      |        |      |                  |                       | 5846.1   | 3159.49 |
| AT16   | VCCPRIM_CORE                |      |        |      |                  |                       | 5350.8   | 3159.49 |
| AT18   | DCPRTC                      |      |        |      |                  |                       | 4855.5   | 3159.49 |
| AT19   | VCCRTC                      |      |        |      |                  |                       | 4360.2   | 3159.49 |
| AT21   | VCCPRIM_1P0                 |      |        |      |                  |                       | 3864.9   | 3159.49 |
| AT23   | VCCHDA                      |      |        |      |                  |                       | 3369.6   | 3159.49 |





Table 10-1. Y-Processor Ball List (Sheet 12 of 40)

| Ball # | Ball Name                           | DDR3 | LPDDR3 | DDR4 | Interleaved (IL) | Non-interleaved (NIL) | X [um]   | Y [um]  |
|--------|-------------------------------------|------|--------|------|------------------|-----------------------|----------|---------|
| AT24   | VCCIO_SENSE                         |      |        |      |                  |                       | 2874.3   | 3159.49 |
| AT26   | VCCIO                               |      |        |      |                  |                       | 2379     | 3159.49 |
| AT27   | VSS                                 |      |        |      |                  |                       | 1883.7   | 3159.49 |
| AT29   | VCCSA_DDR                           |      |        |      |                  |                       | 1388.4   | 3159.49 |
| AT3    | SPI0_MOSI                           |      |        |      |                  |                       | 8792.21  | 2898.65 |
| AT30   | VCCSA_DDR                           |      |        |      |                  |                       | 893.1    | 3159.49 |
| AT32   | VCC                                 |      |        |      |                  |                       | 397.8    | 3159.49 |
| AT33   | VCC                                 |      |        |      |                  |                       | -97.5    | 3159.49 |
| AT35   | VCC                                 |      |        |      |                  |                       | -592.8   | 3159.49 |
| AT36   | VCC                                 |      |        |      |                  |                       | -1088.1  | 3159.49 |
| AT38   | VCC                                 |      |        |      |                  |                       | -1583.4  | 3159.49 |
| AT40   | VCC                                 |      |        |      |                  |                       | -2078.7  | 3159.49 |
| AT41   | VCC                                 |      |        |      |                  |                       | -2574    | 3159.49 |
| AT43   | VCCGT                               |      |        |      |                  |                       | -3069.3  | 3159.49 |
| AT44   | VCCGT                               |      |        |      |                  |                       | -3564.6  | 3159.49 |
| AT46   | VCCGT                               |      |        |      |                  |                       | -4059.9  | 3159.49 |
| AT47   | VCCGT                               |      |        |      |                  |                       | -4555.2  | 3159.49 |
| AT49   | VCCGT                               |      |        |      |                  |                       | -5050.5  | 3159.49 |
| AT5    | GPP_F3 / I2S2_RXD                   |      |        |      |                  |                       | 8299.45  | 2898.65 |
| AT50   | VCCGT                               |      |        |      |                  |                       | -5545.8  | 3159.49 |
| AT51   | VCCGT                               |      |        |      |                  |                       | -6041.1  | 3159.49 |
| AT54   | VSS                                 |      |        |      |                  |                       | -6821.17 | 2898.65 |
| AT56   | DDR1_DQ[0] /<br>DDR0_DQ[16]         |      |        |      | DDR1_DQ[0]       | DDR0_DQ[16]           | -7313.93 | 2898.65 |
| AT58   | DDR1_DQ[5] /<br>DDR0_DQ[21]         |      |        |      | DDR1_DQ[5]       | DDR0_DQ[21]           | -7806.69 | 2898.65 |
| AT60   | DDR0_DQ[10]                         |      |        |      |                  |                       | -8299.45 | 2898.65 |
| AT62   | DDR0_DQ[15]                         |      |        |      |                  |                       | -8792.21 | 2898.65 |
| AT64   | VDDQ                                |      |        |      |                  |                       | -9310.37 | 2898.65 |
| AT7    | GPP_F7 / I2C3_SCL                   |      |        |      |                  |                       | 7806.69  | 2898.65 |
| AT9    | GPP_F11/ I2C5_SCL /<br>ISH_I2C2_SCL |      |        |      |                  |                       | 7313.93  | 2898.65 |
| AU10   | SPI0_CLK                            |      |        |      |                  |                       | 7067.55  | 3220.72 |
| AU12   | SPI0_MISO                           |      |        |      |                  |                       | 6574.79  | 3220.72 |
| AU2    | VCCPGPPA                            |      |        |      |                  |                       | 9038.59  | 3220.72 |
| AU4    | SPI0_CS0#                           |      |        |      |                  |                       | 8545.83  | 3220.72 |
| AU53   | VSS                                 |      |        |      |                  |                       | -6574.79 | 3220.72 |
| AU55   | VSS                                 |      |        |      |                  |                       | -7067.55 | 3220.72 |
| AU57   | VSS                                 |      |        |      |                  |                       | -7560.31 | 3220.72 |
| AU59   | VSS                                 |      |        |      |                  |                       | -8053.07 | 3220.72 |
| AU6    | SPI0_CS1#                           |      |        |      |                  |                       | 8053.07  | 3220.72 |
| AU61   | VSS                                 |      |        |      |                  |                       | -8545.83 | 3220.72 |
| AU63   | VSS                                 |      |        |      |                  |                       | -9038.59 | 3220.72 |
| AU8    | SPI0_CS2#                           |      |        |      |                  |                       | 7560.31  | 3220.72 |



Table 10-1. Y-Processor Ball List (Sheet 13 of 40)

| Ball # | Ball Name                                   | DDR3       | LPDDR3      | DDR4        | Interleaved (IL) | Non-interleaved (NIL) | X [um]   | Y [um]  |
|--------|---|------------|-------------|-------------|------------------|-----------------------|----------|---------|
| AV1    | VCCPGPPB                                    |            |             |             |                  |                       | 9310.37  | 3542.79 |
| AV11   | SPIO_IO2                                    |            |             |             |                  |                       | 6821.17  | 3542.79 |
| AV13   | SPIO_IO3                                    |            |             |             |                  |                       | 6328.41  | 3542.79 |
| AV15   | VCCSPI                                      |            |             |             |                  |                       | 5881.62  | 3573.53 |
| AV16   | VSS   |            |             |             |                  |                       | 5475.22  | 3573.53 |
| AV18   | DCPRTC                                      |            |             |             |                  |                       | 4831.08  | 3573.53 |
| AV20   | VSS   |            |             |             |                  |                       | 4186.94  | 3573.53 |
| AV22   | VCCHDA                                      |            |             |             |                  |                       | 3542.79  | 3573.53 |
| AV24   | VSS   |            |             |             |                  |                       | 2898.65  | 3573.53 |
| AV26   | VCCIO_DDR                                   |            |             |             |                  |                       | 2254.5   | 3573.53 |
| AV28   | VCCIO_DDR                                   |            |             |             |                  |                       | 1610.36  | 3573.53 |
| AV3    | GPP_B14 / SPKR                              |            |             |             |                  |                       | 8792.21  | 3542.79 |
| AV30   | VCCIO_DDR                                   |            |             |             |                  |                       | 966.22   | 3573.53 |
| AV32   | VCCIO_DDR                                   |            |             |             |                  |                       | 322.07   | 3573.53 |
| AV34   | VCCIO_DDR                                   |            |             |             |                  |                       | -322.07  | 3573.53 |
| AV36   | VCCIO_DDR                                   |            |             |             |                  |                       | -966.22  | 3573.53 |
| AV38   | VCCIO_DDR                                   |            |             |             |                  |                       | -1610.36 | 3573.53 |
| AV40   | VCCIO_DDR                                   |            |             |             |                  |                       | -2254.5  | 3573.53 |
| AV42   | VCCIO_DDR                                   |            |             |             |                  |                       | -2898.65 | 3573.53 |
| AV44   | VCCIO_DDR                                   |            |             |             |                  |                       | -3542.79 | 3573.53 |
| AV46   | VCCIO_DDR                                   |            |             |             |                  |                       | -4186.94 | 3573.53 |
| AV48   | VCCIO_DDR                                   |            |             |             |                  |                       | -4831.08 | 3573.53 |
| AV5    | GPP_B8 / SRCCLKREQ3#                        |            |             |             |                  |                       | 8299.45  | 3542.79 |
| AV50   | VCCIO_DDR                                   |            |             |             |                  |                       | -5475.22 | 3573.53 |
| AV52   | VSS   |            |             |             |                  |                       | -6119.37 | 3573.53 |
| AV54   | VSS   |            |             |             |                  |                       | -6821.17 | 3542.79 |
| AV56   | DDR0_MA[8] /<br>DDR0_CAA[3] /<br>DDR0_MA[8] | DDR0_MA[8] | DDR0_CAA[3] | DDR0_MA[8]  |                  |                       | -7313.93 | 3542.79 |
| AV58   | DDR0_BA[2] /<br>DDR0_CAA[5] /<br>DDR0_BG[0] | DDR0_BA[2] | DDR0_CAA[5] | DDR0_BG[0]  |                  |                       | -7806.69 | 3542.79 |
| AV60   | DDR0_RAS# /<br>DDR0_CAB[3] /<br>DDR0_MA[16] | DDR0_RAS#  | DDR0_CAB[3] | DDR0_MA[16] |                  |                       | -8299.45 | 3542.79 |
| AV62   | DDR0_MA[0] /<br>DDR0_CAB[9] /<br>DDR0_MA[0] | DDR0_MA[0] | DDR0_CAB[9] | DDR0_MA[0]  |                  |                       | -8792.21 | 3542.79 |
| AV64   | VDDQ  |            |             |             |                  |                       | -9310.37 | 3542.79 |
| AV7    | GPP_B9 / SRCCLKREQ4#                        |            |             |             |                  |                       | 7806.69  | 3542.79 |
| AV9    | GPP_B6 / SRCCLKREQ1#                        |            |             |             |                  |                       | 7313.93  | 3542.79 |
| AW10   | GPP_B16 / GSPIO_CLK                         |            |             |             |                  |                       | 7067.55  | 3864.86 |
| AW12   | GPP_B20 / GSPI1_CLK                         |            |             |             |                  |                       | 6574.79  | 3864.86 |
| AW17   | VSS   |            |             |             |                  |                       | 5153.15  | 3819.91 |
| AW19   | VSS   |            |             |             |                  |                       | 4509.01  | 3819.91 |
| AW2    | VCCPGPPB                                    |            |             |             |                  |                       | 9038.59  | 3864.86 |



Table 10-1. Y-Processor Ball List (Sheet 14 of 40)

| Ball # | Ball Name                                 | DDR3       | LPDDR3      | DDR4       | Interleaved (IL) | Non-interleaved (NIL) | X [um]   | Y [um]  |
|--------|---|------------|-------------|------------|------------------|-----------------------|----------|---------|
| AW21   | VSS                                       |            |             |            |                  |                       | 3864.86  | 3819.91 |
| AW23   | VSS                                       |            |             |            |                  |                       | 3220.72  | 3819.91 |
| AW25   | VSS                                       |            |             |            |                  |                       | 2576.58  | 3819.91 |
| AW27   | VCCIO_DDR                                 |            |             |            |                  |                       | 1932.43  | 3819.91 |
| AW29   | VCCIO_DDR                                 |            |             |            |                  |                       | 1288.29  | 3819.91 |
| AW31   | VCCIO_DDR                                 |            |             |            |                  |                       | 644.14   | 3819.91 |
| AW33   | VCCIO_DDR                                 |            |             |            |                  |                       | 0        | 3819.91 |
| AW35   | VCCIO_DDR                                 |            |             |            |                  |                       | -644.14  | 3819.91 |
| AW37   | VCCIO_DDR                                 |            |             |            |                  |                       | -1288.29 | 3819.91 |
| AW39   | VCCIO_DDR                                 |            |             |            |                  |                       | -1932.43 | 3819.91 |
| AW4    | GPP_B21 / GSPI1_MISO                      |            |             |            |                  |                       | 8545.83  | 3864.86 |
| AW41   | VCCIO_DDR                                 |            |             |            |                  |                       | -2576.58 | 3819.91 |
| AW43   | VCCIO_DDR                                 |            |             |            |                  |                       | -3220.72 | 3819.91 |
| AW45   | VCCIO_DDR                                 |            |             |            |                  |                       | -3864.86 | 3819.91 |
| AW47   | VCCIO_DDR                                 |            |             |            |                  |                       | -4509.01 | 3819.91 |
| AW49   | VCCIO_DDR                                 |            |             |            |                  |                       | -5153.15 | 3819.91 |
| AW51   | VCCIO_DDR                                 |            |             |            |                  |                       | -5797.3  | 3819.91 |
| AW53   | DDR1_VREF_DQ                              |            |             |            |                  |                       | -6441.44 | 3827.53 |
| AW55   | DDR0_MA[9]/<br>DDR0_CAA[1]/<br>DDR0_MA[9] | DDR0_MA[9] | DDR0_CAA[1] | DDR0_MA[9] |                  |                       | -7067.55 | 3864.86 |
| AW57   | DDR0_MA[7]/<br>DDR0_CAA[4]/<br>DDR0_MA[7] | DDR0_MA[7] | DDR0_CAA[4] | DDR0_MA[7] |                  |                       | -7560.31 | 3864.86 |
| AW59   | DDR0_MA[5]/<br>DDR0_CAA[0]/<br>DDR0_MA[5] | DDR0_MA[5] | DDR0_CAA[0] | DDR0_MA[5] |                  |                       | -8053.07 | 3864.86 |
| AW6    | GPP_B17 / GSPI0_MISO                      |            |             |            |                  |                       | 8053.07  | 3864.86 |
| AW61   | DDR0_CKE[3]                               |            |             |            |                  |                       | -8545.83 | 3864.86 |
| AW63   | DDR0_CS#[0]                               |            |             |            |                  |                       | -9038.59 | 3864.86 |
| AW8    | GPP_B22 / GSPI1_MOSI                      |            |             |            |                  |                       | 7560.31  | 3864.86 |
| AY14   | GPD4 / SLP_S3#                            |            |             |            |                  |                       | 5994.4   | 3959.86 |
| AY16   | VSS                                       |            |             |            |                  |                       | 5475.22  | 4066.29 |
| AY18   | RSVD_TP                                   |            |             |            |                  |                       | 4831.08  | 4066.29 |
| AY20   | RSVD                                      |            |             |            |                  |                       | 4186.94  | 4066.29 |
| AY22   | TP6                                       |            |             |            |                  |                       | 3542.79  | 4066.29 |
| AY24   | VSS                                       |            |             |            |                  |                       | 2898.65  | 4066.29 |
| AY26   | VSS                                       |            |             |            |                  |                       | 2254.5   | 4066.29 |
| AY28   | VSS                                       |            |             |            |                  |                       | 1610.36  | 4066.29 |
| AY30   | VSS                                       |            |             |            |                  |                       | 966.22   | 4066.29 |
| AY32   | VSS                                       |            |             |            |                  |                       | 322.07   | 4066.29 |
| AY34   | VSS                                       |            |             |            |                  |                       | -322.07  | 4066.29 |
| AY36   | VSS                                       |            |             |            |                  |                       | -966.22  | 4066.29 |
| AY38   | VSS                                       |            |             |            |                  |                       | -1610.36 | 4066.29 |
| AY40   | VSS                                       |            |             |            |                  |                       | -2254.5  | 4066.29 |



Table 10-1. Y-Processor Ball List (Sheet 15 of 40)

| Ball # | Ball Name              | DDR3 | LPDDR3 | DDR4 | Interleaved (IL) | Non-interleaved (NIL) | X [um]   | Y [um]   |
|--------|------------------------|------|--------|------|------------------|-----------------------|----------|----------|
| AY42   | VSS                    |      |        |      |                  |                       | -2898.65 | 4066.29  |
| AY44   | VSS                    |      |        |      |                  |                       | -3542.79 | 4066.29  |
| AY46   | VSS                    |      |        |      |                  |                       | -4186.94 | 4066.29  |
| AY48   | VSS                    |      |        |      |                  |                       | -4831.08 | 4066.29  |
| AY50   | VSS                    |      |        |      |                  |                       | -5475.22 | 4066.29  |
| AY52   | VSS                    |      |        |      |                  |                       | -6119.37 | 4066.29  |
| B10    | PCIE_RCOMP             |      |        |      |                  |                       | 7085.58  | -7269.23 |
| B12    | CL_RST#                |      |        |      |                  |                       | 6441.44  | -7269.23 |
| B15    | USB3_2_RXN / SSIC_RXN  |      |        |      |                  |                       | 5797.3   | -7269.23 |
| B17    | USB3_4_RXN             |      |        |      |                  |                       | 5153.15  | -7269.23 |
| B19    | PCIE2_RXN / USB3_6_RXN |      |        |      |                  |                       | 4509.01  | -7269.23 |
| B21    | PCIE4_RXN              |      |        |      |                  |                       | 3864.86  | -7269.23 |
| B23    | PCIE6_RXN              |      |        |      |                  |                       | 3220.72  | -7269.23 |
| B25    | PCIE8_RXN / SATA1A_RXN |      |        |      |                  |                       | 2576.58  | -7269.23 |
| B27    | PCIE10_RXN             |      |        |      |                  |                       | 1932.43  | -7269.23 |
| B29    | CSI2_DP4               |      |        |      |                  |                       | 1288.29  | -7269.23 |
| B3     | RSVD                   |      |        |      |                  |                       | 8881.11  | -7111.75 |
| B31    | CSI2_CLKP1             |      |        |      |                  |                       | 644.14   | -7269.23 |
| B33    | CSI2_DP7               |      |        |      |                  |                       | 0        | -7269.23 |
| B35    | CSI2_DP8               |      |        |      |                  |                       | -644.14  | -7269.23 |
| B37    | CSI2_DP10              |      |        |      |                  |                       | -1288.29 | -7269.23 |
| B39    | CSI2_CLKP3             |      |        |      |                  |                       | -1932.43 | -7269.23 |
| B4     | RSVD                   |      |        |      |                  |                       | 8451.85  | -7111.75 |
| B41    | DDI2_TXN[2]            |      |        |      |                  |                       | -2576.58 | -7269.23 |
| B43    | DDI2_TXN[3]            |      |        |      |                  |                       | -3220.72 | -7269.23 |
| B45    | DDI1_TXN[2]            |      |        |      |                  |                       | -3864.86 | -7269.23 |
| B47    | DDI1_TXN[3]            |      |        |      |                  |                       | -4509.01 | -7269.23 |
| B49    | JTAGX                  |      |        |      |                  |                       | -5153.15 | -7269.23 |
| B51    | PCH_JTAG_TDO           |      |        |      |                  |                       | -5797.3  | -7269.23 |
| B53    | PCH_JTAG_TCK           |      |        |      |                  |                       | -6441.44 | -7269.23 |
| B55    | PROC_PREQ#             |      |        |      |                  |                       | -7085.58 | -7269.23 |
| B58    | VIDALERT#              |      |        |      |                  |                       | -7777.48 | -7178.04 |
| B6     | eDP_BKLCTL             |      |        |      |                  |                       | 8022.59  | -7111.75 |
| B61    | VCCST_PWRGD            |      |        |      |                  |                       | -8479.79 | -7111.75 |
| B62    | SKTOCC#                |      |        |      |                  |                       | -8881.11 | -7111.75 |
| B64    | VCC                    |      |        |      |                  |                       | -9310.37 | -7086.35 |
| B8     | GPP_E12 / USB2_OC3#    |      |        |      |                  |                       | 7593.33  | -7111.75 |
| BA1    | VSS                    |      |        |      |                  |                       | 9310.37  | 4186.94  |
| BA11   | VSS                    |      |        |      |                  |                       | 6821.17  | 4186.94  |
| BA13   | GPP_B0 / CORE_VID0     |      |        |      |                  |                       | 6328.41  | 4186.94  |
| BA15   | GPD8 / SUSCLK          |      |        |      |                  |                       | 5797.3   | 4312.67  |
| BA17   | RSVD_TP                |      |        |      |                  |                       | 5153.15  | 4312.67  |



Table 10-1. Y-Processor Ball List (Sheet 16 of 40)

| Ball # | Ball Name                                   | DDR3        | LPDDR3      | DDR4        | Interleaved (IL) | Non-interleaved (NIL) | X [um]   | Y [um]  |
|--------|---|-------------|-------------|-------------|------------------|-----------------------|----------|---------|
| BA19   | RSVD  |             |             |             |                  |                       | 4509.01  | 4312.67 |
| BA21   | RSVD  |             |             |             |                  |                       | 3864.86  | 4312.67 |
| BA23   | TP5   |             |             |             |                  |                       | 3220.72  | 4312.67 |
| BA25   | VDDQ  |             |             |             |                  |                       | 2576.58  | 4312.67 |
| BA27   | VDDQ  |             |             |             |                  |                       | 1932.43  | 4312.67 |
| BA29   | VDDQ  |             |             |             |                  |                       | 1288.29  | 4312.67 |
| BA3    | VSS   |             |             |             |                  |                       | 8792.21  | 4186.94 |
| BA31   | VDDQ  |             |             |             |                  |                       | 644.14   | 4312.67 |
| BA33   | VDDQ  |             |             |             |                  |                       | 0        | 4312.67 |
| BA35   | VDDQ  |             |             |             |                  |                       | -644.14  | 4312.67 |
| BA37   | VDDQ  |             |             |             |                  |                       | -1288.29 | 4312.67 |
| BA39   | VDDQC                                       |             |             |             |                  |                       | -1932.43 | 4312.67 |
| BA41   | VDDQ  |             |             |             |                  |                       | -2576.58 | 4312.67 |
| BA43   | VDDQ  |             |             |             |                  |                       | -3220.72 | 4312.67 |
| BA45   | VDDQ  |             |             |             |                  |                       | -3864.86 | 4312.67 |
| BA47   | VDDQ  |             |             |             |                  |                       | -4509.01 | 4312.67 |
| BA49   | VDDQ  |             |             |             |                  |                       | -5153.15 | 4312.67 |
| BA5    | VSS   |             |             |             |                  |                       | 8299.45  | 4186.94 |
| BA51   | VDDQ  |             |             |             |                  |                       | -5797.3  | 4312.67 |
| BA53   | VSS   |             |             |             |                  |                       | -6441.44 | 4320.29 |
| BA56   | DDR0_MA[12]/<br>DDR0_CAA[6]/<br>DDR0_MA[12] | DDR0_MA[12] | DDR0_CAA[6] | DDR0_MA[12] |                  |                       | -7313.93 | 4186.94 |
| BA58   | VSS   |             |             |             |                  |                       | -7806.69 | 4186.94 |
| BA60   | DDR0_CKN[1]                                 |             |             |             |                  |                       | -8299.45 | 4186.94 |
| BA62   | DDR0_CKP[1]                                 |             |             |             |                  |                       | -8792.21 | 4186.94 |
| BA64   | VSS   |             |             |             |                  |                       | -9310.37 | 4186.94 |
| BA7    | VSS   |             |             |             |                  |                       | 7806.69  | 4186.94 |
| BA9    | VSS   |             |             |             |                  |                       | 7313.93  | 4186.94 |
| BB10   | GPP_B5 / SRCCLKREQ0#                        |             |             |             |                  |                       | 7067.55  | 4509.01 |
| BB12   | GPP_B1 / CORE_VID1                          |             |             |             |                  |                       | 6548.63  | 4559.05 |
| BB14   | RSVD  |             |             |             |                  |                       | 6119.37  | 4559.05 |
| BB16   | GPD7 / RSVD                                 |             |             |             |                  |                       | 5475.22  | 4559.05 |
| BB18   | RSVD  |             |             |             |                  |                       | 4831.08  | 4559.05 |
| BB2    | GPP_B19 / GSPI1_CS#                         |             |             |             |                  |                       | 9038.59  | 4509.01 |
| BB20   | VSS   |             |             |             |                  |                       | 4186.94  | 4559.05 |
| BB22   | VSS   |             |             |             |                  |                       | 3542.79  | 4559.05 |
| BB24   | VSS   |             |             |             |                  |                       | 2898.65  | 4559.05 |
| BB26   | VSS   |             |             |             |                  |                       | 2254.5   | 4559.05 |
| BB28   | VSS   |             |             |             |                  |                       | 1610.36  | 4559.05 |
| BB30   | VSS   |             |             |             |                  |                       | 966.22   | 4559.05 |
| BB32   | VSS   |             |             |             |                  |                       | 322.07   | 4559.05 |
| BB34   | VSS   |             |             |             |                  |                       | -322.07  | 4559.05 |



Table 10-1. Y-Processor Ball List (Sheet 17 of 40)

| Ball # | Ball Name                             | DDR3       | LPDDR3      | DDR4        | Interleaved (IL) | Non-interleaved (NIL) | X [um]   | Y [um]  |
|--------|---------------------------------------|------------|-------------|-------------|------------------|-----------------------|----------|---------|
| BB36   | VSS                                   |            |             |             |                  |                       | -966.22  | 4559.05 |
| BB38   | VSS                                   |            |             |             |                  |                       | -1610.36 | 4559.05 |
| BB4    | GPP_B18 / GSPI0_MOSI                  |            |             |             |                  |                       | 8545.83  | 4509.01 |
| BB40   | VSS                                   |            |             |             |                  |                       | -2254.5  | 4559.05 |
| BB42   | VSS                                   |            |             |             |                  |                       | -2898.65 | 4559.05 |
| BB44   | VSS                                   |            |             |             |                  |                       | -3542.79 | 4559.05 |
| BB46   | VSS                                   |            |             |             |                  |                       | -4186.94 | 4559.05 |
| BB48   | VSS                                   |            |             |             |                  |                       | -4831.08 | 4559.05 |
| BB50   | VSS                                   |            |             |             |                  |                       | -5475.22 | 4559.05 |
| BB52   | VSS                                   |            |             |             |                  |                       | -6119.37 | 4559.05 |
| BB54   | VSS                                   |            |             |             |                  |                       | -6763.51 | 4559.05 |
| BB57   | DDR0_CKE[0]                           |            |             |             |                  |                       | -7560.31 | 4509.01 |
| BB59   | VSS                                   |            |             |             |                  |                       | -8053.07 | 4509.01 |
| BB6    | GPP_B23 / SML1ALERT# / PCHHOT#        |            |             |             |                  |                       | 8053.07  | 4509.01 |
| BB61   | DDR0_MA[2] / DDR0_CAB[5] / DDR0_MA[2] | DDR0_MA[2] | DDR0_CAB[5] | DDR0_MA[2]  |                  |                       | -8545.83 | 4509.01 |
| BB63   | DDR0_MA[3]                            |            |             |             |                  |                       | -9038.59 | 4509.01 |
| BB8    | GPP_B13 / PLTRST#                     |            |             |             |                  |                       | 7560.31  | 4509.01 |
| BC1    | EMMC_RCOMP                            |            |             |             |                  |                       | 9310.37  | 4831.08 |
| BC11   | GPP_B4 / CPU_GP3                      |            |             |             |                  |                       | 6695.44  | 4978.4  |
| BC15   | GPD11 / LANPHYPC                      |            |             |             |                  |                       | 5797.3   | 4805.43 |
| BC17   | VSS                                   |            |             |             |                  |                       | 5153.15  | 4805.43 |
| BC19   | RSVD                                  |            |             |             |                  |                       | 4509.01  | 4805.43 |
| BC21   | DDR1_DQ[62]                           |            |             |             |                  |                       | 3864.86  | 4805.43 |
| BC23   | DDR1_DQ[59]                           |            |             |             |                  |                       | 3220.72  | 4805.43 |
| BC25   | DDR1_DQ[55]                           |            |             |             |                  |                       | 2576.58  | 4805.43 |
| BC27   | DDR1_DQ[51]                           |            |             |             |                  |                       | 1932.43  | 4805.43 |
| BC29   | VSS                                   |            |             |             |                  |                       | 1288.29  | 4805.43 |
| BC3    | GPP_B15 / GSPI0_CS#                   |            |             |             |                  |                       | 8792.21  | 4831.08 |
| BC31   | DDR1_MA[1] / DDR1_CAB[8] / DDR1_MA[1] | DDR1_MA[1] | DDR1_CAB[8] | DDR1_MA[1]  |                  |                       | 644.14   | 4805.43 |
| BC33   | DDR1_BA[0] / DDR1_CAB[4] / DDR1_BA[0] | DDR1_BA[0] | DDR1_CAB[4] | DDR1_BA[0]  |                  |                       | 0        | 4805.43 |
| BC35   | DDR1_ODT[0]                           |            |             |             |                  |                       | -644.14  | 4805.43 |
| BC37   | DDR1_WE# / DDR1_CAB[2] / DDR1_MA[14]  | DDR1_WE#   | DDR1_CAB[2] | DDR1_MA[14] |                  |                       | -1288.29 | 4805.43 |
| BC39   | DDR0_DQ[33] / DDR1_DQ[1]              |            |             |             | DDR0_DQ[33]      | DDR1_DQ[1]            | -1932.43 | 4805.43 |
| BC41   | DDR0_DQ[32] / DDR1_DQ[0]              |            |             |             | DDR0_DQ[32]      | DDR1_DQ[0]            | -2576.58 | 4805.43 |
| BC43   | DDR0_DQ[40] / DDR1_DQ[8]              |            |             |             | DDR0_DQ[40]      | DDR1_DQ[8]            | -3220.72 | 4805.43 |



Table 10-1. Y-Processor Ball List (Sheet 18 of 40)

| Ball # | Ball Name                             | DDR3       | LPDDR3      | DDR4       | Interleaved (IL) | Non-interleaved (NIL) | X [um]   | Y [um]  |
|--------|---------------------------------------|------------|-------------|------------|------------------|-----------------------|----------|---------|
| BC45   | DDR0_DQ[44] / DDR1_DQ[12]             |            |             |            | DDR0_DQ[44]      | DDR1_DQ[12]           | -3864.86 | 4805.43 |
| BC47   | VSS                                   |            |             |            |                  |                       | -4509.01 | 4805.43 |
| BC49   | DDR0_DQ[26] / DDR0_DQ[42]             |            |             |            | DDR0_DQ[26]      | DDR0_DQ[42]           | -5153.15 | 4805.43 |
| BC5    | GPP_B10 / SRCCLKREQ5#                 |            |             |            |                  |                       | 8299.45  | 4831.08 |
| BC51   | DDR0_DQ[24] / DDR0_DQ[40]             |            |             |            | DDR0_DQ[24]      | DDR0_DQ[40]           | -5797.3  | 4805.43 |
| BC53   | DDR0_DQ[20] / DDR0_DQ[36]             |            |             |            | DDR0_DQ[20]      | DDR0_DQ[36]           | -6441.44 | 4805.43 |
| BC55   | DDR0_DQ[17] / DDR0_DQ[33]             |            |             |            | DDR0_DQ[17]      | DDR0_DQ[33]           | -7085.58 | 4805.43 |
| BC58   | DDR0_CKE[1]                           |            |             |            |                  |                       | -7806.69 | 4831.08 |
| BC60   | DDR0_CKP[0]                           |            |             |            |                  |                       | -8299.45 | 4831.08 |
| BC62   | DDR0_CKN[0]                           |            |             |            |                  |                       | -8792.21 | 4831.08 |
| BC64   | DDR_RCOMP[2]                          |            |             |            |                  |                       | -9310.37 | 4831.08 |
| BC7    | GPP_B11 / EXT_PWR_GATE#               |            |             |            |                  |                       | 7806.69  | 4831.08 |
| BC9    | GPP_B12 / SLP_S0#                     |            |             |            |                  |                       | 7313.93  | 4831.08 |
| BD10   | GPP_B7 / SRCCLKREQ2#                  |            |             |            |                  |                       | 7067.55  | 5148.58 |
| BD14   | GPD1 / ACPRESENT                      |            |             |            |                  |                       | 6119.37  | 5051.81 |
| BD16   | GPD0 / BATLOW#                        |            |             |            |                  |                       | 5475.22  | 5051.81 |
| BD18   | RSVD                                  |            |             |            |                  |                       | 4831.08  | 5051.81 |
| BD2    | GPP_A19 / ISH_GP1                     |            |             |            |                  |                       | 9038.59  | 5153.15 |
| BD20   | VSS                                   |            |             |            |                  |                       | 4186.94  | 5051.81 |
| BD22   | DDR1_DQSP[7]                          |            |             |            |                  |                       | 3542.79  | 5051.81 |
| BD24   | DDR1_DQ[57]                           |            |             |            |                  |                       | 2898.65  | 5051.81 |
| BD26   | DDR1_DQSN[6]                          |            |             |            |                  |                       | 2254.5   | 5051.81 |
| BD28   | DDR1_DQ[49]                           |            |             |            |                  |                       | 1610.36  | 5051.81 |
| BD30   | DDR1_PAR                              |            |             |            |                  |                       | 966.22   | 5051.81 |
| BD32   | DDR1_CKN[1]                           |            |             |            |                  |                       | 322.07   | 5051.81 |
| BD34   | DDR1_ALERT#                           |            |             |            |                  |                       | -322.07  | 5051.81 |
| BD36   | DDR1_BA[1] / DDR1_CAB[6] / DDR1_BA[1] | DDR1_BA[1] | DDR1_CAB[6] | DDR1_BA[1] |                  |                       | -966.22  | 5051.81 |
| BD38   | VSS                                   |            |             |            |                  |                       | -1610.36 | 5051.81 |
| BD4    | GPP_A23 / ISH_GP5                     |            |             |            |                  |                       | 8545.83  | 5153.15 |
| BD40   | DDR0_DQSN[4] / DDR1_DQSN[0]           |            |             |            | DDR0_DQSN[4]     | DDR1_DQSN[0]          | -2254.5  | 5051.81 |
| BD42   | DDR0_DQ[37] / DDR1_DQ[5]              |            |             |            | DDR0_DQ[37]      | DDR1_DQ[5]            | -2898.65 | 5051.81 |
| BD44   | DDR0_DQSN[5] / DDR1_DQSN[1]           |            |             |            | DDR0_DQSN[5]     | DDR1_DQSN[1]          | -3542.79 | 5051.81 |
| BD46   | DDR0_DQ[41] / DDR1_DQ[9]              |            |             |            | DDR0_DQ[41]      | DDR1_DQ[9]            | -4186.94 | 5051.81 |
| BD48   | DDR0_DQ[31] / DDR0_DQ[47]             |            |             |            | DDR0_DQ[31]      | DDR0_DQ[47]           | -4831.08 | 5051.81 |



Table 10-1. Y-Processor Ball List (Sheet 19 of 40)

| Ball # | Ball Name                                     | DDR3        | LPDDR3      | DDR4        | Interleaved (IL) | Non-interleaved (NIL) | X [um]   | Y [um]  |
|--------|---|-------------|-------------|-------------|------------------|-----------------------|----------|---------|
| BD50   | DDR0_DQSP[3] /<br>DDR0_DQSP[5]                |             |             |             | DDR0_DQSP[3]     | DDR0_DQSP[5]          | -5475.22 | 5051.81 |
| BD52   | DDR0_DQ[22] /<br>DDR0_DQ[38]                  |             |             |             | DDR0_DQ[22]      | DDR0_DQ[38]           | -6119.37 | 5051.81 |
| BD54   | DDR0_DQSN[2] /<br>DDR0_DQSN[4]                |             |             |             | DDR0_DQSN[2]     | DDR0_DQSN[4]          | -6763.51 | 5051.81 |
| BD56   | VSS   |             |             |             |                  |                       | -7407.66 | 5051.81 |
| BD59   | DDR0_MA[11] /<br>DDR0_CAA[7] /<br>DDR0_MA[11] | DDR0_MA[11] | DDR0_CAA[7] | DDR0_MA[11] |                  |                       | -8133.08 | 5237.48 |
| BD6    | GPP_B2 / VRALERT#                             |             |             |             |                  |                       | 8053.07  | 5153.15 |
| BD61   | DDR0_MA[15] /<br>DDR0_CAA[8] /<br>DDR0_ACT#   | DDR0_MA[15] | DDR0_CAA[8] | DDR0_ACT#   |                  |                       | -8545.83 | 5153.15 |
| BD63   | VSS   |             |             |             |                  |                       | -9038.59 | 5153.15 |
| BD8    | GPP_B3 / CPU_GP2                              |             |             |             |                  |                       | 7560.31  | 5153.15 |
| BE12   | VSS   |             |             |             |                  |                       | 6441.44  | 5298.19 |
| BE15   | GPD2 / LAN_WAKE#                              |             |             |             |                  |                       | 5797.3   | 5298.19 |
| BE17   | GPD6 / SLP_A#                                 |             |             |             |                  |                       | 5153.15  | 5298.19 |
| BE19   | RSVD  |             |             |             |                  |                       | 4509.01  | 5298.19 |
| BE21   | DDR1_DQ[63]                                   |             |             |             |                  |                       | 3864.86  | 5298.19 |
| BE23   | DDR1_DQ[60]                                   |             |             |             |                  |                       | 3220.72  | 5298.19 |
| BE25   | DDR1_DQ[54]                                   |             |             |             |                  |                       | 2576.58  | 5298.19 |
| BE27   | DDR1_DQ[53]                                   |             |             |             |                  |                       | 1932.43  | 5298.19 |
| BE29   | VSS   |             |             |             |                  |                       | 1288.29  | 5298.19 |
| BE31   | VSS   |             |             |             |                  |                       | 644.14   | 5298.19 |
| BE33   | VSS   |             |             |             |                  |                       | 0        | 5298.19 |
| BE35   | VSS   |             |             |             |                  |                       | -644.14  | 5298.19 |
| BE37   | DDR1_CAS# /<br>DDR1_CAB[1] /<br>DDR1_MA[15]   | DDR1_CAS#   | DDR1_CAB[1] | DDR1_MA[15] |                  |                       | -1288.29 | 5298.19 |
| BE39   | DDR0_DQ[35] /<br>DDR1_DQ[3]                   |             |             |             | DDR0_DQ[35]      | DDR1_DQ[3]            | -1932.43 | 5298.19 |
| BE41   | DDR0_DQ[39] /<br>DDR1_DQ[7]                   |             |             |             | DDR0_DQ[39]      | DDR1_DQ[7]            | -2576.58 | 5298.19 |
| BE43   | DDR0_DQ[45] /<br>DDR1_DQ[13]                  |             |             |             | DDR0_DQ[45]      | DDR1_DQ[13]           | -3220.72 | 5298.19 |
| BE45   | DDR0_DQ[46] /<br>DDR1_DQ[14]                  |             |             |             | DDR0_DQ[46]      | DDR1_DQ[14]           | -3864.86 | 5298.19 |
| BE47   | VSS   |             |             |             |                  |                       | -4509.01 | 5298.19 |
| BE49   | DDR0_DQ[27] /<br>DDR0_DQ[43]                  |             |             |             | DDR0_DQ[27]      | DDR0_DQ[43]           | -5153.15 | 5298.19 |
| BE51   | DDR0_DQ[25] /<br>DDR0_DQ[41]                  |             |             |             | DDR0_DQ[25]      | DDR0_DQ[41]           | -5797.3  | 5298.19 |
| BE53   | DDR0_DQ[19] /<br>DDR0_DQ[35]                  |             |             |             | DDR0_DQ[19]      | DDR0_DQ[35]           | -6441.44 | 5298.19 |
| BE55   | DDR0_DQ[16] /<br>DDR0_DQ[32]                  |             |             |             | DDR0_DQ[16]      | DDR0_DQ[32]           | -7085.58 | 5298.19 |
| BE57   | DDR0_CKE[2]                                   |             |             |             |                  |                       | -7729.73 | 5298.19 |





Table 10-1. Y-Processor Ball List (Sheet 20 of 40)

| Ball # | Ball Name                                   | DDR3       | LPDDR3      | DDR4        | Interleaved (IL) | Non-interleaved (NIL) | X [um]   | Y [um]  |
|--------|---|------------|-------------|-------------|------------------|-----------------------|----------|---------|
| BF1    | SD_RCOMP                                    |            |             |             |                  |                       | 9310.37  | 5475.22 |
| BF11   | GPP_A18 / ISH_GP0                           |            |             |             |                  |                       | 6763.51  | 5544.57 |
| BF14   | GPD3 / PWRBTN#                              |            |             |             |                  |                       | 6119.37  | 5544.57 |
| BF16   | GPD5 / SLP_S4#                              |            |             |             |                  |                       | 5475.22  | 5544.57 |
| BF18   | RSVD  |            |             |             |                  |                       | 4831.08  | 5544.57 |
| BF20   | VSS   |            |             |             |                  |                       | 4186.94  | 5544.57 |
| BF22   | DDR1_DQSN[7]                                |            |             |             |                  |                       | 3542.79  | 5544.57 |
| BF24   | DDR1_DQ[56]                                 |            |             |             |                  |                       | 2898.65  | 5544.57 |
| BF26   | DDR1_DQSP[6]                                |            |             |             |                  |                       | 2254.5   | 5544.57 |
| BF28   | DDR1_DQ[48]                                 |            |             |             |                  |                       | 1610.36  | 5544.57 |
| BF3    | GPP_A7 / PIRQA#                             |            |             |             |                  |                       | 8792.21  | 5475.22 |
| BF30   | DDR1_MA[2] /<br>DDR1_CAB[5] /<br>DDR1_MA[2] | DDR1_MA[2] | DDR1_CAB[5] | DDR1_MA[2]  |                  |                       | 966.22   | 5544.57 |
| BF32   | DDR1_CKP[1]                                 |            |             |             |                  |                       | 322.07   | 5544.57 |
| BF34   | DDR1_RAS# /<br>DDR1_CAB[3] /<br>DDR1_MA[16] | DDR1_RAS#  | DDR1_CAB[3] | DDR1_MA[16] |                  |                       | -322.07  | 5544.57 |
| BF36   | DDR1_MA[0] /<br>DDR1_CAB[9] /<br>DDR1_MA[0] | DDR1_MA[0] | DDR1_CAB[9] | DDR1_MA[0]  |                  |                       | -966.22  | 5544.57 |
| BF38   | VSS   |            |             |             |                  |                       | -1610.36 | 5544.57 |
| BF40   | DDR0_DQSP[4] /<br>DDR1_DQSP[0]              |            |             |             | DDR0_DQSP[4]     | DDR1_DQSP[0]          | -2254.5  | 5544.57 |
| BF42   | DDR0_DQ[36] /<br>DDR1_DQ[4]                 |            |             |             | DDR0_DQ[36]      | DDR1_DQ[4]            | -2898.65 | 5544.57 |
| BF44   | DDR0_DQSP[5] /<br>DDR1_DQSP[1]              |            |             |             | DDR0_DQSP[5]     | DDR1_DQSP[1]          | -3542.79 | 5544.57 |
| BF46   | DDR0_DQ[47] /<br>DDR1_DQ[15]                |            |             |             | DDR0_DQ[47]      | DDR1_DQ[15]           | -4186.94 | 5544.57 |
| BF48   | DDR0_DQ[30] /<br>DDR0_DQ[46]                |            |             |             | DDR0_DQ[30]      | DDR0_DQ[46]           | -4831.08 | 5544.57 |
| BF5    | GPP_A10 / CLKOUT_LPC1                       |            |             |             |                  |                       | 8299.45  | 5475.22 |
| BF50   | DDR0_DQSN[3] /<br>DDR0_DQSN[5]              |            |             |             | DDR0_DQSN[3]     | DDR0_DQSN[5]          | -5475.22 | 5544.57 |
| BF52   | DDR0_DQ[23] /<br>DDR0_DQ[39]                |            |             |             | DDR0_DQ[23]      | DDR0_DQ[39]           | -6119.37 | 5544.57 |
| BF54   | DDR0_DQSP[2] /<br>DDR0_DQSP[4]              |            |             |             | DDR0_DQSP[2]     | DDR0_DQSP[4]          | -6763.51 | 5544.57 |
| BF56   | VSS   |            |             |             |                  |                       | -7407.66 | 5544.57 |
| BF59   | VSS   |            |             |             |                  |                       | -8163.56 | 5638.8  |
| BF62   | DDR0_MA[6] /<br>DDR0_CAA[2] /<br>DDR0_MA[6] | DDR0_MA[6] | DDR0_CAA[2] | DDR0_MA[6]  |                  |                       | -8792.21 | 5475.22 |
| BF64   | DDR_RCOMP[0]                                |            |             |             |                  |                       | -9310.37 | 5475.22 |
| BF7    | GPP_A11 / PME#                              |            |             |             |                  |                       | 7806.69  | 5475.22 |
| BF9    | GPP_A15 / SUSACK#                           |            |             |             |                  |                       | 7308.85  | 5480.3  |
| BG10   | GPP_A3 / LAD2 / ESPI_IO2                    |            |             |             |                  |                       | 7170.42  | 5890.26 |
| BG12   | VSS   |            |             |             |                  |                       | 6441.44  | 5790.95 |



Table 10-1. Y-Processor Ball List (Sheet 21 of 40)

| Ball # | Ball Name                                     | DDR3        | LPDDR3      | DDR4        | Interleaved (IL) | Non-interleaved (NIL) | X [um]   | Y [um]  |
|--------|---|-------------|-------------|-------------|------------------|-----------------------|----------|---------|
| BG15   | VSS   |             |             |             |                  |                       | 5797.3   | 5790.95 |
| BG17   | VSS   |             |             |             |                  |                       | 5153.15  | 5790.95 |
| BG19   | INTRUDER#                                     |             |             |             |                  |                       | 4509.01  | 5790.95 |
| BG2    | VSS   |             |             |             |                  |                       | 9038.59  | 5797.3  |
| BG21   | DDR1_DQ[58]                                   |             |             |             |                  |                       | 3864.86  | 5790.95 |
| BG23   | DDR1_DQ[61]                                   |             |             |             |                  |                       | 3220.72  | 5790.95 |
| BG25   | DDR1_DQ[50]                                   |             |             |             |                  |                       | 2576.58  | 5790.95 |
| BG27   | DDR1_DQ[52]                                   |             |             |             |                  |                       | 1932.43  | 5790.95 |
| BG29   | VSS   |             |             |             |                  |                       | 1288.29  | 5790.95 |
| BG31   | DDR1_MA[7] /<br>DDR1_CAA[4] /<br>DDR1_MA[7]   | DDR1_MA[7]  | DDR1_CAA[4] | DDR1_MA[7]  |                  |                       | 644.14   | 5790.95 |
| BG33   | DDR1_CKE[2]                                   |             |             |             |                  |                       | 0        | 5790.95 |
| BG35   | DDR1_MA[10] /<br>DDR1_CAB[7] /<br>DDR1_MA[10] | DDR1_MA[10] | DDR1_CAB[7] | DDR1_MA[10] |                  |                       | -644.14  | 5790.95 |
| BG37   | DDR1_MA[13] /<br>DDR1_CAB[0] /<br>DDR1_MA[13] | DDR1_MA[13] | DDR1_CAB[0] | DDR1_MA[13] |                  |                       | -1288.29 | 5790.95 |
| BG39   | DDR0_DQ[38] /<br>DDR1_DQ[6]                   |             |             |             | DDR0_DQ[38]      | DDR1_DQ[6]            | -1932.43 | 5790.95 |
| BG4    | VSS   |             |             |             |                  |                       | 8545.83  | 5797.3  |
| BG41   | DDR0_DQ[34] /<br>DDR1_DQ[2]                   |             |             |             | DDR0_DQ[34]      | DDR1_DQ[2]            | -2576.58 | 5790.95 |
| BG43   | DDR0_DQ[42] /<br>DDR1_DQ[10]                  |             |             |             | DDR0_DQ[42]      | DDR1_DQ[10]           | -3220.72 | 5790.95 |
| BG45   | DDR0_DQ[43] /<br>DDR1_DQ[11]                  |             |             |             | DDR0_DQ[43]      | DDR1_DQ[11]           | -3864.86 | 5790.95 |
| BG47   | RSVD_TP                                       |             |             |             |                  |                       | -4509.01 | 5790.95 |
| BG49   | DDR0_DQ[29] /<br>DDR0_DQ[45]                  |             |             |             | DDR0_DQ[29]      | DDR0_DQ[45]           | -5153.15 | 5790.95 |
| BG51   | DDR0_DQ[28] /<br>DDR0_DQ[44]                  |             |             |             | DDR0_DQ[28]      | DDR0_DQ[44]           | -5797.3  | 5790.95 |
| BG53   | DDR0_DQ[18] /<br>DDR0_DQ[34]                  |             |             |             | DDR0_DQ[18]      | DDR0_DQ[34]           | -6441.44 | 5790.95 |
| BG55   | DDR0_DQ[21] /<br>DDR0_DQ[37]                  |             |             |             | DDR0_DQ[21]      | DDR0_DQ[37]           | -7085.58 | 5790.95 |
| BG57   | DDR0_ALERT#                                   |             |             |             |                  |                       | -7729.73 | 5790.95 |
| BG6    | VSS   |             |             |             |                  |                       | 8053.07  | 5797.3  |
| BG61   | DDR0_MA[14] /<br>DDR0_CAA[9] /<br>DDR0_BG[1]  | DDR0_MA[14] | DDR0_CAA[9] | DDR0_BG[1]  |                  |                       | -8545.83 | 5797.3  |
| BG63   | VSS   |             |             |             |                  |                       | -9038.59 | 5797.3  |
| BG8    | VSS   |             |             |             |                  |                       | 7560.31  | 5797.3  |
| BH11   | GPP_A8 / CLKRUN#                              |             |             |             |                  |                       | 6763.51  | 6037.33 |
| BH14   | GPD10 / SLP_S5#                               |             |             |             |                  |                       | 6119.37  | 6037.33 |
| BH16   | GPD9 / SLP_WLAN#                              |             |             |             |                  |                       | 5475.22  | 6037.33 |
| BH18   | SRTCST#                                       |             |             |             |                  |                       | 4831.08  | 6037.33 |
| BH20   | VSS   |             |             |             |                  |                       | 4186.94  | 6037.33 |



Table 10-1. Y-Processor Ball List (Sheet 22 of 40)

| Ball # | Ball Name                               | DDR3        | LPDDR3      | DDR4        | Interleaved (IL) | Non-interleaved (NIL) | X [um]   | Y [um]  |
|--------|---|-------------|-------------|-------------|------------------|-----------------------|----------|---------|
| BH22   | VSS                                     |             |             |             |                  |                       | 3542.79  | 6037.33 |
| BH24   | VSS                                     |             |             |             |                  |                       | 2898.65  | 6037.33 |
| BH26   | VSS                                     |             |             |             |                  |                       | 2254.5   | 6037.33 |
| BH28   | VSS                                     |             |             |             |                  |                       | 1610.36  | 6037.33 |
| BH30   | DDR1_CKE[3]                             |             |             |             |                  |                       | 966.22   | 6037.33 |
| BH32   | VSS                                     |             |             |             |                  |                       | 322.07   | 6037.33 |
| BH34   | VSS                                     |             |             |             |                  |                       | -322.07  | 6037.33 |
| BH36   | VSS                                     |             |             |             |                  |                       | -966.22  | 6037.33 |
| BH38   | VSS                                     |             |             |             |                  |                       | -1610.36 | 6037.33 |
| BH40   | VSS                                     |             |             |             |                  |                       | -2254.5  | 6037.33 |
| BH42   | VSS                                     |             |             |             |                  |                       | -2898.65 | 6037.33 |
| BH44   | VSS                                     |             |             |             |                  |                       | -3542.79 | 6037.33 |
| BH46   | VSS                                     |             |             |             |                  |                       | -4186.94 | 6037.33 |
| BH48   | VSS                                     |             |             |             |                  |                       | -4831.08 | 6037.33 |
| BH50   | VSS                                     |             |             |             |                  |                       | -5475.22 | 6037.33 |
| BH52   | VSS                                     |             |             |             |                  |                       | -6119.37 | 6037.33 |
| BH54   | VSS                                     |             |             |             |                  |                       | -6763.51 | 6037.33 |
| BH56   | VSS                                     |             |             |             |                  |                       | -7407.66 | 6037.33 |
| BH59   | VSS                                     |             |             |             |                  |                       | -8051.8  | 6037.33 |
| BJ1    | GPP_A20 / ISH_GP2                       |             |             |             |                  |                       | 9310.37  | 6177.03 |
| BJ10   | GPP_A9 / CLKOUT_LPC0 / ESPI_CLK         |             |             |             |                  |                       | 7085.58  | 6283.71 |
| BJ12   | RSMRST#                                 |             |             |             |                  |                       | 6441.44  | 6283.71 |
| BJ15   | TP1                                     |             |             |             |                  |                       | 5797.3   | 6283.71 |
| BJ17   | TP2                                     |             |             |             |                  |                       | 5153.15  | 6283.71 |
| BJ19   | HDA_SYNC / I2S0_SFRM                    |             |             |             |                  |                       | 4509.01  | 6283.71 |
| BJ21   | DDR1_DQ[46] / DDR1_DQ[30]               |             |             |             | DDR1_DQ[46]      | DDR1_DQ[30]           | 3864.86  | 6283.71 |
| BJ23   | DDR1_DQ[43] / DDR1_DQ[27]               |             |             |             | DDR1_DQ[43]      | DDR1_DQ[27]           | 3220.72  | 6283.71 |
| BJ25   | DDR1_DQ[38] / DDR1_DQ[22]               |             |             |             | DDR1_DQ[38]      | DDR1_DQ[22]           | 2576.58  | 6283.71 |
| BJ27   | DDR1_DQ[39] / DDR1_DQ[23]               |             |             |             | DDR1_DQ[39]      | DDR1_DQ[23]           | 1932.43  | 6283.71 |
| BJ29   | VSS                                     |             |             |             |                  |                       | 1288.29  | 6283.71 |
| BJ3    | GPP_A22 / ISH_GP4                       |             |             |             |                  |                       | 8881.11  | 6253.23 |
| BJ31   | DDR1_MA[3]                              |             |             |             |                  |                       | 644.14   | 6283.71 |
| BJ33   | DDR1_CS#[1]                             |             |             |             |                  |                       | 0        | 6283.71 |
| BJ35   | DDR1_MA[11] / DDR1_CAA[7] / DDR1_MA[11] | DDR1_MA[11] | DDR1_CAA[7] | DDR1_MA[11] |                  |                       | -644.14  | 6283.71 |
| BJ37   | DDR1_MA[12] / DDR1_CAA[6] / DDR1_MA[12] | DDR1_MA[12] | DDR1_CAA[6] | DDR1_MA[12] |                  |                       | -1288.29 | 6283.71 |
| BJ39   | DDR0_DQ[63] / DDR1_DQ[47]               |             |             |             | DDR0_DQ[63]      | DDR1_DQ[47]           | -1932.43 | 6283.71 |



Table 10-1. Y-Processor Ball List (Sheet 23 of 40)

| Ball # | Ball Name                                       | DDR3       | LPDDR3      | DDR4        | Interleaved (IL) | Non-interleaved (NIL) | X [um]   | Y [um]  |
|--------|---|------------|-------------|-------------|------------------|-----------------------|----------|---------|
| BJ4    | Sx_EXIT_HOLDOFF# / GPP_A12 / BM_BUSY# / ISH_GP6 |            |             |             |                  |                       | 8451.85  | 6253.23 |
| BJ41   | DDR0_DQ[58] / DDR1_DQ[42]                       |            |             |             | DDR0_DQ[58]      | DDR1_DQ[42]           | -2576.58 | 6283.71 |
| BJ43   | DDR0_DQ[55] / DDR1_DQ[39]                       |            |             |             | DDR0_DQ[55]      | DDR1_DQ[39]           | -3220.72 | 6283.71 |
| BJ45   | DDR0_DQ[54] / DDR1_DQ[38]                       |            |             |             | DDR0_DQ[54]      | DDR1_DQ[38]           | -3864.86 | 6283.71 |
| BJ47   | VSS   |            |             |             |                  |                       | -4509.01 | 6283.71 |
| BJ49   | DDR1_DQ[27] / DDR0_DQ[59]                       |            |             |             | DDR1_DQ[27]      | DDR0_DQ[59]           | -5153.15 | 6283.71 |
| BJ51   | DDR1_DQ[25] / DDR0_DQ[57]                       |            |             |             | DDR1_DQ[25]      | DDR0_DQ[57]           | -5797.3  | 6283.71 |
| BJ53   | DDR1_DQ[18] / DDR0_DQ[50]                       |            |             |             | DDR1_DQ[18]      | DDR0_DQ[50]           | -6441.44 | 6283.71 |
| BJ55   | DDR1_DQ[16] / DDR0_DQ[48]                       |            |             |             | DDR1_DQ[16]      | DDR0_DQ[48]           | -7085.58 | 6283.71 |
| BJ57   | DDR0_CS#[1]                                     |            |             |             |                  |                       | -7729.73 | 6283.71 |
| BJ6    | GPP_A14 / SUS_STAT# / ESPI_RESET#               |            |             |             |                  |                       | 8022.59  | 6253.23 |
| BJ61   | DDR0_WE# / DDR0_CAB[2] / DDR0_MA[14]            | DDR0_WE#   | DDR0_CAB[2] | DDR0_MA[14] |                  |                       | -8451.85 | 6253.23 |
| BJ62   | VSS   |            |             |             |                  |                       | -8881.11 | 6253.23 |
| BJ64   | DDR_RCOMP[1]                                    |            |             |             |                  |                       | -9310.37 | 6177.03 |
| BJ8    | GPP_A2 / LAD1 / ESPI_IO1                        |            |             |             |                  |                       | 7593.33  | 6253.23 |
| BK11   | GPP_A1 / LAD0 / ESPI_IO0                        |            |             |             |                  |                       | 6763.51  | 6530.09 |
| BK14   | I2S1_TXD  |            |             |             |                  |                       | 6119.37  | 6530.09 |
| BK16   | HDA_SDO / I2S0_TXD                              |            |             |             |                  |                       | 5475.22  | 6530.09 |
| BK18   | HDA_BLK / I2S0_SCLK                             |            |             |             |                  |                       | 4831.08  | 6530.09 |
| BK20   | VSS   |            |             |             |                  |                       | 4186.94  | 6530.09 |
| BK22   | DDR1_DQSP[5] / DDR1_DQSP[3]                     |            |             |             | DDR1_DQSP[5]     | DDR1_DQSP[3]          | 3542.79  | 6530.09 |
| BK24   | DDR1_DQ[41] / DDR1_DQ[25]                       |            |             |             | DDR1_DQ[41]      | DDR1_DQ[25]           | 2898.65  | 6530.09 |
| BK26   | DDR1_DQSN[4] / DDR1_DQSN[2]                     |            |             |             | DDR1_DQSN[4]     | DDR1_DQSN[2]          | 2254.5   | 6530.09 |
| BK28   | DDR1_DQ[34] / DDR1_DQ[18]                       |            |             |             | DDR1_DQ[34]      | DDR1_DQ[18]           | 1610.36  | 6530.09 |
| BK30   | DDR1_MA[5] / DDR1_CAA[0] / DDR1_MA[5]           | DDR1_MA[5] | DDR1_CAA[0] | DDR1_MA[5]  |                  |                       | 966.22   | 6530.09 |
| BK32   | DDR1_CKE[1]                                     |            |             |             |                  |                       | 322.07   | 6530.09 |
| BK34   | DDR1_MA[4]                                      |            |             |             |                  |                       | -322.07  | 6530.09 |
| BK36   | DDR1_CKN[0]                                     |            |             |             |                  |                       | -966.22  | 6530.09 |
| BK38   | VSS   |            |             |             |                  |                       | -1610.36 | 6530.09 |
| BK40   | DDR0_DQSP[7] / DDR1_DQSP[5]                     |            |             |             | DDR0_DQSP[7]     | DDR1_DQSP[5]          | -2254.5  | 6530.09 |



Table 10-1. Y-Processor Ball List (Sheet 24 of 40)

| Ball # | Ball Name                                     | DDR3        | LPDDR3      | DDR4        | Interleaved (IL) | Non-interleaved (NIL) | X [um]   | Y [um]  |
|--------|---|-------------|-------------|-------------|------------------|-----------------------|----------|---------|
| BK42   | DDR0_DQ[60] /<br>DDR1_DQ[44]                  |             |             |             | DDR0_DQ[60]      | DDR1_DQ[44]           | -2898.65 | 6530.09 |
| BK44   | DDR0_DQSN[6] /<br>DDR1_DQSN[4]                |             |             |             | DDR0_DQSN[6]     | DDR1_DQSN[4]          | -3542.79 | 6530.09 |
| BK46   | DDR0_DQ[51] /<br>DDR1_DQ[35]                  |             |             |             | DDR0_DQ[51]      | DDR1_DQ[35]           | -4186.94 | 6530.09 |
| BK48   | DDR1_DQ[30] /<br>DDR0_DQ[62]                  |             |             |             | DDR1_DQ[30]      | DDR0_DQ[62]           | -4831.08 | 6530.09 |
| BK50   | DDR1_DQSN[3] /<br>DDR0_DQSN[7]                |             |             |             | DDR1_DQSN[3]     | DDR0_DQSN[7]          | -5475.22 | 6530.09 |
| BK52   | DDR1_DQ[23] /<br>DDR0_DQ[55]                  |             |             |             | DDR1_DQ[23]      | DDR0_DQ[55]           | -6119.37 | 6530.09 |
| BK54   | DDR1_DQSP[2] /<br>DDR0_DQSP[6]                |             |             |             | DDR1_DQSP[2]     | DDR0_DQSP[6]          | -6763.51 | 6530.09 |
| BK56   | VSS   |             |             |             |                  |                       | -7407.66 | 6530.09 |
| BK59   | DDR0_MA[13] /<br>DDR0_CAB[0] /<br>DDR0_MA[13] | DDR0_MA[13] | DDR0_CAB[0] | DDR0_MA[13] |                  |                       | -8102.6  | 6453.89 |
| BL1    | VSS   |             |             |             |                  |                       | 9310.37  | 6631.69 |
| BL10   | GPP_A0 / RCIN#                                |             |             |             |                  |                       | 7085.58  | 6776.47 |
| BL12   | I2S1_SFRM                                     |             |             |             |                  |                       | 6441.44  | 6776.47 |
| BL15   | HDA_SDI0/ I2S0_RXD                            |             |             |             |                  |                       | 5797.3   | 6776.47 |
| BL17   | HDA_SDI1 / I2S1_RXD                           |             |             |             |                  |                       | 5153.15  | 6776.47 |
| BL19   | HDA_RST# /I2S1_SCLK                           |             |             |             |                  |                       | 4509.01  | 6776.47 |
| BL21   | DDR1_DQ[47] /<br>DDR1_DQ[31]                  |             |             |             | DDR1_DQ[47]      | DDR1_DQ[31]           | 3864.86  | 6776.47 |
| BL23   | DDR1_DQ[44] /<br>DDR1_DQ[28]                  |             |             |             | DDR1_DQ[44]      | DDR1_DQ[28]           | 3220.72  | 6776.47 |
| BL25   | DDR1_DQ[35] /<br>DDR1_DQ[19]                  |             |             |             | DDR1_DQ[35]      | DDR1_DQ[19]           | 2576.58  | 6776.47 |
| BL27   | DDR1_DQ[37] /<br>DDR1_DQ[21]                  |             |             |             | DDR1_DQ[37]      | DDR1_DQ[21]           | 1932.43  | 6776.47 |
| BL29   | VSS   |             |             |             |                  |                       | 1288.29  | 6776.47 |
| BL3    | GPP_A21 / ISH_GP3                             |             |             |             |                  |                       | 8881.11  | 6682.49 |
| BL31   | VSS   |             |             |             |                  |                       | 644.14   | 6776.47 |
| BL33   | VSS   |             |             |             |                  |                       | 0        | 6776.47 |
| BL35   | VSS   |             |             |             |                  |                       | -644.14  | 6776.47 |
| BL37   | DDR1_MA[8] /<br>DDR1_CAA[3] /<br>DDR1_MA[8]   | DDR1_MA[8]  | DDR1_CAA[3] | DDR1_MA[8]  |                  |                       | -1288.29 | 6776.47 |
| BL39   | DDR0_DQ[62] /<br>DDR1_DQ[46]                  |             |             |             | DDR0_DQ[62]      | DDR1_DQ[46]           | -1932.43 | 6776.47 |
| BL4    | GPP_A17 / SD_PWR_EN# /<br>ISH_GP7             |             |             |             |                  |                       | 8451.85  | 6682.49 |
| BL41   | DDR0_DQ[61] /<br>DDR1_DQ[45]                  |             |             |             | DDR0_DQ[61]      | DDR1_DQ[45]           | -2576.58 | 6776.47 |
| BL43   | DDR0_DQ[50] /<br>DDR1_DQ[34]                  |             |             |             | DDR0_DQ[50]      | DDR1_DQ[34]           | -3220.72 | 6776.47 |
| BL45   | DDR0_DQ[53] /<br>DDR1_DQ[37]                  |             |             |             | DDR0_DQ[53]      | DDR1_DQ[37]           | -3864.86 | 6776.47 |



Table 10-1. Y-Processor Ball List (Sheet 25 of 40)

| Ball # | Ball Name                                   | DDR3        | LPDDR3      | DDR4        | Interleaved (IL) | Non-interleaved (NIL) | X [um]   | Y [um]  |
|--------|---|-------------|-------------|-------------|------------------|-----------------------|----------|---------|
| BL47   | VSS   |             |             |             |                  |                       | -4509.01 | 6776.47 |
| BL49   | DDR1_DQ[26] /<br>DDR0_DQ[58]                |             |             |             | DDR1_DQ[26]      | DDR0_DQ[58]           | -5153.15 | 6776.47 |
| BL51   | DDR1_DQ[24] /<br>DDR0_DQ[56]                |             |             |             | DDR1_DQ[24]      | DDR0_DQ[56]           | -5797.3  | 6776.47 |
| BL53   | DDR1_DQ[19] /<br>DDR0_DQ[51]                |             |             |             | DDR1_DQ[19]      | DDR0_DQ[51]           | -6441.44 | 6776.47 |
| BL55   | DDR1_DQ[17] /<br>DDR0_DQ[49]                |             |             |             | DDR1_DQ[17]      | DDR0_DQ[49]           | -7085.58 | 6776.47 |
| BL57   | DDR0_MA[4]                                  |             |             |             |                  |                       | -7729.73 | 6768.85 |
| BL6    | GPP_A13 / SUSWARN# /<br>SUSPWRDNACK         |             |             |             |                  |                       | 8022.59  | 6682.49 |
| BL61   | DDR0_BA[1] /<br>DDR0_CAB[6] /<br>DDR0_BA[1] | DDR0_BA[1]  | DDR0_CAB[6] | DDR0_BA[1]  |                  |                       | -8451.85 | 6682.49 |
| BL62   | DDR0_CAS# /<br>DDR0_CAB[1] /<br>DDR0_MA[15] | DDR0_CAS#   | DDR0_CAB[1] | DDR0_MA[15] |                  |                       | -8881.11 | 6682.49 |
| BL64   | RSVD_TP                                     |             |             |             |                  |                       | -9310.37 | 6631.69 |
| BL8    | VSS   |             |             |             |                  |                       | 7593.33  | 6682.49 |
| BM11   | VSS   |             |             |             |                  |                       | 6763.51  | 7022.85 |
| BM14   | VSS   |             |             |             |                  |                       | 6119.37  | 7022.85 |
| BM16   | VSS   |             |             |             |                  |                       | 5475.22  | 7022.85 |
| BM18   | VSS   |             |             |             |                  |                       | 4831.08  | 7022.85 |
| BM20   | VSS   |             |             |             |                  |                       | 4186.94  | 7022.85 |
| BM22   | DDR1_DQSN[5] /<br>DDR1_DQSN[3]              |             |             |             | DDR1_DQSN[5]     | DDR1_DQSN[3]          | 3542.79  | 7022.85 |
| BM24   | DDR1_DQ[40] /<br>DDR1_DQ[24]                |             |             |             | DDR1_DQ[40]      | DDR1_DQ[24]           | 2898.65  | 7022.85 |
| BM26   | DDR1_DQSP[4] /<br>DDR1_DQSP[2]              |             |             |             | DDR1_DQSP[4]     | DDR1_DQSP[2]          | 2254.5   | 7022.85 |
| BM28   | DDR1_DQ[32] /<br>DDR1_DQ[16]                |             |             |             | DDR1_DQ[32]      | DDR1_DQ[16]           | 1610.36  | 7022.85 |
| BM30   | DDR1_CS#[0]                                 |             |             |             |                  |                       | 966.22   | 7022.85 |
| BM32   | DDR1_MA[6] /<br>DDR1_CAA[2] /<br>DDR1_MA[6] | DDR1_MA[6]  | DDR1_CAA[2] | DDR1_MA[6]  |                  |                       | 322.07   | 7022.85 |
| BM34   | DDR1_MA[15] /<br>DDR1_CAA[8] /<br>DDR1_ACT# | DDR1_MA[15] | DDR1_CAA[8] | DDR1_ACT#   |                  |                       | -322.07  | 7022.85 |
| BM36   | DDR1_CKP[0]                                 |             |             |             |                  |                       | -966.22  | 7022.85 |
| BM38   | VSS   |             |             |             |                  |                       | -1610.36 | 7022.85 |
| BM40   | DDR0_DQSN[7] /<br>DDR1_DQSN[5]              |             |             |             | DDR0_DQSN[7]     | DDR1_DQSN[5]          | -2254.5  | 7022.85 |
| BM42   | DDR0_DQ[56] /<br>DDR1_DQ[40]                |             |             |             | DDR0_DQ[56]      | DDR1_DQ[40]           | -2898.65 | 7022.85 |
| BM44   | DDR0_DQSP[6] /<br>DDR1_DQSP[4]              |             |             |             | DDR0_DQSP[6]     | DDR1_DQSP[4]          | -3542.79 | 7022.85 |
| BM46   | DDR0_DQ[49] /<br>DDR1_DQ[33]                |             |             |             | DDR0_DQ[49]      | DDR1_DQ[33]           | -4186.94 | 7022.85 |



Table 10-1. Y-Processor Ball List (Sheet 26 of 40)

| Ball # | Ball Name                                    | DDR3        | LPDDR3      | DDR4        | Interleaved (IL) | Non-interleaved (NIL) | X [um]   | Y [um]  |
|--------|--|-------------|-------------|-------------|------------------|-----------------------|----------|---------|
| BM48   | DDR1_DQ[31] /<br>DDR0_DQ[63]                 |             |             |             | DDR1_DQ[31]      | DDR0_DQ[63]           | -4831.08 | 7022.85 |
| BM50   | DDR1_DQSP[3] /<br>DDR0_DQSP[7]               |             |             |             | DDR1_DQSP[3]     | DDR0_DQSP[7]          | -5475.22 | 7022.85 |
| BM52   | DDR1_DQ[22] /<br>DDR0_DQ[54]                 |             |             |             | DDR1_DQ[22]      | DDR0_DQ[54]           | -6119.37 | 7022.85 |
| BM54   | DDR1_DQSN[2] /<br>DDR0_DQSN[6]               |             |             |             | DDR1_DQSN[2]     | DDR0_DQSN[6]          | -6763.51 | 7022.85 |
| BM56   | DDR0_PAR                                     |             |             |             |                  |                       | -7407.66 | 7022.85 |
| BM59   | DDR0_MA[10] /<br>DDR0_CAB[7]/<br>DDR0_MA[10] | DDR0_MA[10] | DDR0_CAB[7] | DDR0_MA[10] |                  |                       | -8098.79 | 6923.28 |
| BN1    | TP4  |             |             |             |                  |                       | 9310.37  | 7086.35 |
| BN10   | SLP_SUS#                                     |             |             |             |                  |                       | 7085.58  | 7269.23 |
| BN12   | RTCRST#                                      |             |             |             |                  |                       | 6441.44  | 7269.23 |
| BN15   | DSW_PWROK                                    |             |             |             |                  |                       | 5797.3   | 7269.23 |
| BN17   | PROC_POPIRCOMP                               |             |             |             |                  |                       | 5153.15  | 7269.23 |
| BN19   | RTCX1  |             |             |             |                  |                       | 4509.01  | 7269.23 |
| BN21   | DDR1_DQ[42] /<br>DDR1_DQ[26]                 |             |             |             | DDR1_DQ[42]      | DDR1_DQ[26]           | 3864.86  | 7269.23 |
| BN23   | DDR1_DQ[45] /<br>DDR1_DQ[29]                 |             |             |             | DDR1_DQ[45]      | DDR1_DQ[29]           | 3220.72  | 7269.23 |
| BN25   | DDR1_DQ[36] /<br>DDR1_DQ[20]                 |             |             |             | DDR1_DQ[36]      | DDR1_DQ[20]           | 2576.58  | 7269.23 |
| BN27   | DDR1_DQ[33] /<br>DDR1_DQ[17]                 |             |             |             | DDR1_DQ[33]      | DDR1_DQ[17]           | 1932.43  | 7269.23 |
| BN29   | VSS  |             |             |             |                  |                       | 1288.29  | 7269.23 |
| BN3    | RSVD   |             |             |             |                  |                       | 8881.11  | 7111.75 |
| BN31   | DDR1_MA[9] /<br>DDR1_CAA[1] /<br>DDR1_MA[9]  | DDR1_MA[9]  | DDR1_CAA[1] | DDR1_MA[9]  |                  |                       | 644.14   | 7269.23 |
| BN33   | DDR1_CKE[0]                                  |             |             |             |                  |                       | 0        | 7269.23 |
| BN35   | DDR1_MA[14] /<br>DDR1_CAA[9]/<br>DDR1_BG[1]  | DDR1_MA[14] | DDR1_CAA[9] | DDR1_BG[1]  |                  |                       | -644.14  | 7269.23 |
| BN37   | DDR1_BA[2] /<br>DDR1_CAA[5]/<br>DDR1_BG[0]   | DDR1_BA[2]  | DDR1_CAA[5] | DDR1_BG[0]  |                  |                       | -1288.29 | 7269.23 |
| BN39   | DDR0_DQ[59] /<br>DDR1_DQ[43]                 |             |             |             | DDR0_DQ[59]      | DDR1_DQ[43]           | -1932.43 | 7269.23 |
| BN4    | GPP_A16 / SD_1P8_SEL                         |             |             |             |                  |                       | 8451.85  | 7111.75 |
| BN41   | DDR0_DQ[57] /<br>DDR1_DQ[41]                 |             |             |             | DDR0_DQ[57]      | DDR1_DQ[41]           | -2576.58 | 7269.23 |
| BN43   | DDR0_DQ[52] /<br>DDR1_DQ[36]                 |             |             |             | DDR0_DQ[52]      | DDR1_DQ[36]           | -3220.72 | 7269.23 |
| BN45   | DDR0_DQ[48] /<br>DDR1_DQ[32]                 |             |             |             | DDR0_DQ[48]      | DDR1_DQ[32]           | -3864.86 | 7269.23 |
| BN47   | DDR_VTT_CNTL                                 |             |             |             |                  |                       | -4509.01 | 7269.23 |
| BN49   | DDR1_DQ[28] /<br>DDR0_DQ[60]                 |             |             |             | DDR1_DQ[28]      | DDR0_DQ[60]           | -5153.15 | 7269.23 |



Table 10-1. Y-Processor Ball List (Sheet 27 of 40)

| Ball # | Ball Name                             | DDR3       | LPDDR3      | DDR4       | Interleaved (IL) | Non-interleaved (NIL) | X [um]   | Y [um]  |
|--------|---------------------------------------|------------|-------------|------------|------------------|-----------------------|----------|---------|
| BN51   | DDR1_DQ[29] / DDR0_DQ[61]             |            |             |            | DDR1_DQ[29]      | DDR0_DQ[61]           | -5797.3  | 7269.23 |
| BN53   | DDR1_DQ[21] / DDR0_DQ[53]             |            |             |            | DDR1_DQ[21]      | DDR0_DQ[53]           | -6441.44 | 7269.23 |
| BN55   | DDR1_DQ[20] / DDR0_DQ[52]             |            |             |            | DDR1_DQ[20]      | DDR0_DQ[52]           | -7085.58 | 7269.23 |
| BN58   | DDR0_MA[1] / DDR0_CAB[8] / DDR0_MA[1] | DDR0_MA[1] | DDR0_CAB[8] | DDR0_MA[1] |                  |                       | -7777.48 | 7178.04 |
| BN6    | VSS                                   |            |             |            |                  |                       | 8022.59  | 7111.75 |
| BN61   | DDR0_ODT[0]                           |            |             |            |                  |                       | -8451.85 | 7111.75 |
| BN62   | DDR0_BA[0] / DDR0_CAB[4] / DDR0_BA[0] | DDR0_BA[0] | DDR0_CAB[4] | DDR0_BA[0] |                  |                       | -8881.11 | 7111.75 |
| BN64   | VDDQ                                  |            |             |            |                  |                       | -9310.37 | 7086.35 |
| BN8    | GPP_A6 / SERIRQ                       |            |             |            |                  |                       | 7593.33  | 7111.75 |
| BP1    | VSS                                   |            |             |            |                  |                       | 9310.37  | 7541.01 |
| BP11   | SLP_LAN#                              |            |             |            |                  |                       | 6763.51  | 7541.01 |
| BP14   | PCH_PWROK                             |            |             |            |                  |                       | 6119.37  | 7541.01 |
| BP16   | PCH_OPIRCOMP                          |            |             |            |                  |                       | 5475.22  | 7541.01 |
| BP18   | RTCX2                                 |            |             |            |                  |                       | 4831.08  | 7541.01 |
| BP20   | DRAM_RESET#                           |            |             |            |                  |                       | 4186.94  | 7541.01 |
| BP22   | VSS                                   |            |             |            |                  |                       | 3542.79  | 7541.01 |
| BP24   | VDDQ                                  |            |             |            |                  |                       | 2898.65  | 7541.01 |
| BP26   | VDDQ                                  |            |             |            |                  |                       | 2254.5   | 7541.01 |
| BP28   | VSS                                   |            |             |            |                  |                       | 1610.36  | 7541.01 |
| BP3    | RSVD                                  |            |             |            |                  |                       | 8855.71  | 7541.01 |
| BP30   | VSS                                   |            |             |            |                  |                       | 966.22   | 7541.01 |
| BP32   | VDDQ                                  |            |             |            |                  |                       | 322.07   | 7541.01 |
| BP34   | VDDQ                                  |            |             |            |                  |                       | -322.07  | 7541.01 |
| BP36   | VSS                                   |            |             |            |                  |                       | -966.22  | 7541.01 |
| BP38   | VSS                                   |            |             |            |                  |                       | -1610.36 | 7541.01 |
| BP40   | VDDQ                                  |            |             |            |                  |                       | -2254.5  | 7541.01 |
| BP42   | VDDQ                                  |            |             |            |                  |                       | -2898.65 | 7541.01 |
| BP44   | VSS                                   |            |             |            |                  |                       | -3542.79 | 7541.01 |
| BP46   | VSS                                   |            |             |            |                  |                       | -4186.94 | 7541.01 |
| BP48   | VDDQ                                  |            |             |            |                  |                       | -4831.08 | 7541.01 |
| BP5    | GPP_A4 / LAD3 / ESPI_IO3              |            |             |            |                  |                       | 8401.05  | 7541.01 |
| BP50   | VDDQ                                  |            |             |            |                  |                       | -5475.22 | 7541.01 |
| BP52   | VSS                                   |            |             |            |                  |                       | -6119.37 | 7541.01 |
| BP54   | VSS                                   |            |             |            |                  |                       | -6763.51 | 7541.01 |
| BP56   | VDDQ                                  |            |             |            |                  |                       | -7407.66 | 7541.01 |
| BP58   | VDDQ                                  |            |             |            |                  |                       | -7946.39 | 7541.01 |
| BP60   | VSS                                   |            |             |            |                  |                       | -8401.05 | 7541.01 |
| BP62   | VSS                                   |            |             |            |                  |                       | -8855.71 | 7541.01 |





Table 10-1. Y-Processor Ball List (Sheet 28 of 40)

| Ball # | Ball Name                   | DDR3 | LPDDR3 | DDR4 | Interleaved (IL) | Non-interleaved (NIL) | X [um]   | Y [um]   |
|--------|-----------------------------|------|--------|------|------------------|-----------------------|----------|----------|
| BP64   | VDDQ                        |      |        |      |                  |                       | -9310.37 | 7541.01  |
| BP7    | GPP_A5 / LFRAME# / ESPI_CS# |      |        |      |                  |                       | 7946.39  | 7541.01  |
| BP9    | WAKE#                       |      |        |      |                  |                       | 7407.66  | 7541.01  |
| C11    | GPP_E13 / DDPB_HP0          |      |        |      |                  |                       | 6763.51  | -7022.85 |
| C14    | VSS                         |      |        |      |                  |                       | 6119.37  | -7022.85 |
| C16    | USB3_1_RXN                  |      |        |      |                  |                       | 5475.22  | -7022.85 |
| C18    | USB3_3_RXN                  |      |        |      |                  |                       | 4831.08  | -7022.85 |
| C20    | PCIE1_RXN / USB3_5_RXN      |      |        |      |                  |                       | 4186.94  | -7022.85 |
| C22    | PCIE3_RXN                   |      |        |      |                  |                       | 3542.79  | -7022.85 |
| C24    | PCIE5_RXN                   |      |        |      |                  |                       | 2898.65  | -7022.85 |
| C26    | PCIE7_RXN / SATA0_RXN       |      |        |      |                  |                       | 2254.5   | -7022.85 |
| C28    | PCIE9_RXN                   |      |        |      |                  |                       | 1610.36  | -7022.85 |
| C30    | CSI2_DN6                    |      |        |      |                  |                       | 966.22   | -7022.85 |
| C32    | CSI2_DN5                    |      |        |      |                  |                       | 322.07   | -7022.85 |
| C34    | CSI2_CLKN2                  |      |        |      |                  |                       | -322.07  | -7022.85 |
| C36    | CSI2_DN9                    |      |        |      |                  |                       | -966.22  | -7022.85 |
| C38    | CSI2_DN11                   |      |        |      |                  |                       | -1610.36 | -7022.85 |
| C40    | VSS                         |      |        |      |                  |                       | -2254.5  | -7022.85 |
| C42    | DDI2_TXP[0]                 |      |        |      |                  |                       | -2898.65 | -7022.85 |
| C44    | DDI2_TXP[1]                 |      |        |      |                  |                       | -3542.79 | -7022.85 |
| C46    | DDI1_TXP[0]                 |      |        |      |                  |                       | -4186.94 | -7022.85 |
| C48    | DDI1_TXN[1]                 |      |        |      |                  |                       | -4831.08 | -7022.85 |
| C50    | PCH_JTAG_TDI                |      |        |      |                  |                       | -5475.22 | -7022.85 |
| C52    | PCH_TRST#                   |      |        |      |                  |                       | -6119.37 | -7022.85 |
| C54    | PROC_TDI                    |      |        |      |                  |                       | -6763.51 | -7022.85 |
| C56    | CFG[6]                      |      |        |      |                  |                       | -7403.09 | -7022.85 |
| C59    | PROC_TMS                    |      |        |      |                  |                       | -8110.22 | -6918.2  |
| D1     | VSS                         |      |        |      |                  |                       | 9310.37  | -6631.69 |
| D10    | VSS                         |      |        |      |                  |                       | 7085.58  | -6776.47 |
| D12    | CL_DATA                     |      |        |      |                  |                       | 6441.44  | -6776.47 |
| D15    | USB3_2_RXP / SSIC_RXP       |      |        |      |                  |                       | 5797.3   | -6776.47 |
| D17    | USB3_4_RXP                  |      |        |      |                  |                       | 5153.15  | -6776.47 |
| D19    | PCIE2_RXP / USB3_6_RXP      |      |        |      |                  |                       | 4509.01  | -6776.47 |
| D21    | PCIE4_RXP                   |      |        |      |                  |                       | 3864.86  | -6776.47 |
| D23    | PCIE6_RXP                   |      |        |      |                  |                       | 3220.72  | -6776.47 |
| D25    | PCIE8_RXP / SATA1A_RXP      |      |        |      |                  |                       | 2576.58  | -6776.47 |
| D27    | PCIE10_RXP                  |      |        |      |                  |                       | 1932.43  | -6776.47 |
| D29    | CSI2_DN4                    |      |        |      |                  |                       | 1288.29  | -6776.47 |
| D3     | eDP_VDDEN                   |      |        |      |                  |                       | 8881.11  | -6682.49 |
| D31    | CSI2_CLKN1                  |      |        |      |                  |                       | 644.14   | -6776.47 |
| D33    | CSI2_DN7                    |      |        |      |                  |                       | 0        | -6776.47 |
| D35    | CSI2_DN8                    |      |        |      |                  |                       | -644.14  | -6776.47 |



Table 10-1. Y-Processor Ball List (Sheet 29 of 40)

| Ball # | Ball Name        | DDR3 | LPDDR3 | DDR4 | Interleaved (IL) | Non-interleaved (NIL) | X [um]   | Y [um]   |
|--------|------------------|------|--------|------|------------------|-----------------------|----------|----------|
| D37    | CSI2_DN10        |      |        |      |                  |                       | -1288.29 | -6776.47 |
| D39    | CSI2_CLKN3       |      |        |      |                  |                       | -1932.43 | -6776.47 |
| D4     | eDP_BKLEN        |      |        |      |                  |                       | 8451.85  | -6682.49 |
| D41    | DDI2_TXP[2]      |      |        |      |                  |                       | -2576.58 | -6776.47 |
| D43    | DDI2_TXP[3]      |      |        |      |                  |                       | -3220.72 | -6776.47 |
| D45    | DDI1_TXP[2]      |      |        |      |                  |                       | -3864.86 | -6776.47 |
| D47    | DDI1_TXP[3]      |      |        |      |                  |                       | -4509.01 | -6776.47 |
| D49    | RSVD             |      |        |      |                  |                       | -5153.15 | -6776.47 |
| D51    | PROC_PRDY#       |      |        |      |                  |                       | -5797.3  | -6776.47 |
| D53    | PROC_TCK         |      |        |      |                  |                       | -6441.44 | -6776.47 |
| D55    | CFG[5]           |      |        |      |                  |                       | -7149.08 | -6687.57 |
| D57    | CFG[10]          |      |        |      |                  |                       | -7724.65 | -6756.15 |
| D6     | VSS              |      |        |      |                  |                       | 8022.59  | -6682.49 |
| D61    | CFG[8]           |      |        |      |                  |                       | -8451.85 | -6682.49 |
| D62    | VSS              |      |        |      |                  |                       | -8881.11 | -6682.49 |
| D64    | VCC              |      |        |      |                  |                       | -9310.37 | -6631.69 |
| D8     | VSS              |      |        |      |                  |                       | 7593.33  | -6682.49 |
| E11    | GPP_E3 / CPU_GP0 |      |        |      |                  |                       | 6763.51  | -6530.09 |
| E14    | VSS              |      |        |      |                  |                       | 6119.37  | -6530.09 |
| E16    | VSS              |      |        |      |                  |                       | 5475.22  | -6530.09 |
| E18    | VSS              |      |        |      |                  |                       | 4831.08  | -6530.09 |
| E20    | VSS              |      |        |      |                  |                       | 4186.94  | -6530.09 |
| E22    | VSS              |      |        |      |                  |                       | 3542.79  | -6530.09 |
| E24    | VSS              |      |        |      |                  |                       | 2898.65  | -6530.09 |
| E26    | VSS              |      |        |      |                  |                       | 2254.5   | -6530.09 |
| E28    | VSS              |      |        |      |                  |                       | 1610.36  | -6530.09 |
| E30    | VSS              |      |        |      |                  |                       | 966.22   | -6530.09 |
| E32    | VSS              |      |        |      |                  |                       | 322.07   | -6530.09 |
| E34    | VSS              |      |        |      |                  |                       | -322.07  | -6530.09 |
| E36    | VSS              |      |        |      |                  |                       | -966.22  | -6530.09 |
| E38    | VSS              |      |        |      |                  |                       | -1610.36 | -6530.09 |
| E40    | VSS              |      |        |      |                  |                       | -2254.5  | -6530.09 |
| E42    | VSS              |      |        |      |                  |                       | -2898.65 | -6530.09 |
| E44    | VSS              |      |        |      |                  |                       | -3542.79 | -6530.09 |
| E46    | VSS              |      |        |      |                  |                       | -4186.94 | -6530.09 |
| E48    | VSS              |      |        |      |                  |                       | -4831.08 | -6530.09 |
| E50    | VSS              |      |        |      |                  |                       | -5475.22 | -6530.09 |
| E52    | VSS              |      |        |      |                  |                       | -6119.37 | -6530.09 |
| E54    | VSS              |      |        |      |                  |                       | -6763.51 | -6530.09 |
| E56    | VSS              |      |        |      |                  |                       | -7509.26 | -6403.09 |
| E59    | VSS              |      |        |      |                  |                       | -8088.88 | -6413.25 |
| F1     | RSVD             |      |        |      |                  |                       | 9310.37  | -6177.03 |



Table 10-1. Y-Processor Ball List (Sheet 30 of 40)

| Ball # | Ball Name                      | DDR3 | LPDDR3 | DDR4 | Interleaved (IL) | Non-interleaved (NIL) | X [um]   | Y [um]   |
|--------|--------------------------------|------|--------|------|------------------|-----------------------|----------|----------|
| F10    | GPP_E4 / DEVSLP0               |      |        |      |                  |                       | 7085.58  | -6283.71 |
| F12    | CL_CLK                         |      |        |      |                  |                       | 6441.44  | -6283.71 |
| F15    | USB3_2_TXN / SSIC_TXN          |      |        |      |                  |                       | 5797.3   | -6283.71 |
| F17    | USB3_4_TXN                     |      |        |      |                  |                       | 5153.15  | -6283.71 |
| F19    | PCIE2_TXN / USB3_6_TXN         |      |        |      |                  |                       | 4509.01  | -6283.71 |
| F21    | PCIE4_TXN                      |      |        |      |                  |                       | 3864.86  | -6283.71 |
| F23    | PCIE6_TXN                      |      |        |      |                  |                       | 3220.72  | -6283.71 |
| F25    | PCIE8_TXN / SATA1A_TXN         |      |        |      |                  |                       | 2576.58  | -6283.71 |
| F27    | PCIE10_TXN                     |      |        |      |                  |                       | 1932.43  | -6283.71 |
| F29    | CSI2_DP0                       |      |        |      |                  |                       | 1288.29  | -6283.71 |
| F3     | RSVD                           |      |        |      |                  |                       | 8881.11  | -6253.23 |
| F31    | CSI2_CLKP0                     |      |        |      |                  |                       | 644.14   | -6283.71 |
| F33    | CSI2_DN1                       |      |        |      |                  |                       | 0        | -6283.71 |
| F35    | CLKOUT_PCIE_P1                 |      |        |      |                  |                       | -644.14  | -6283.71 |
| F37    | CLKOUT_PCIE_P4                 |      |        |      |                  |                       | -1288.29 | -6283.71 |
| F39    | CLKOUT_PCIE_P5                 |      |        |      |                  |                       | -1932.43 | -6283.71 |
| F4     | GPP_E21 / DDPC_CTRLDATA        |      |        |      |                  |                       | 8451.85  | -6253.23 |
| F41    | DDI1_AUXP                      |      |        |      |                  |                       | -2576.58 | -6283.71 |
| F43    | EDP_TXP[3]                     |      |        |      |                  |                       | -3220.72 | -6283.71 |
| F45    | EDP_TXP[0]                     |      |        |      |                  |                       | -3864.86 | -6283.71 |
| F47    | PROC_TRST#                     |      |        |      |                  |                       | -4509.01 | -6283.71 |
| F49    | PECI                           |      |        |      |                  |                       | -5153.15 | -6283.71 |
| F51    | BPM#[2]                        |      |        |      |                  |                       | -5797.3  | -6283.71 |
| F53    | CFG[1]                         |      |        |      |                  |                       | -6441.44 | -6283.71 |
| F55    | CFG[7]                         |      |        |      |                  |                       | -7085.58 | -6283.71 |
| F6     | GPP_E16 / DDPE_HPD3            |      |        |      |                  |                       | 8022.59  | -6253.23 |
| F61    | CFG[11]                        |      |        |      |                  |                       | -8477.25 | -6253.23 |
| F62    | VSS                            |      |        |      |                  |                       | -8881.11 | -6253.23 |
| F64    | VCC                            |      |        |      |                  |                       | -9310.37 | -6171.03 |
| F8     | GPP_E11 / USB2_OC2#            |      |        |      |                  |                       | 7593.33  | -6253.23 |
| G11    | GPP_E0 / SATAXPICIE0 / SATAGPO |      |        |      |                  |                       | 6763.51  | -6037.33 |
| G14    | VSS                            |      |        |      |                  |                       | 6119.37  | -6037.33 |
| G16    | USB3_1_TXN                     |      |        |      |                  |                       | 5475.22  | -6037.33 |
| G18    | USB3_3_TXN                     |      |        |      |                  |                       | 4831.08  | -6037.33 |
| G20    | PCIE1_TXN / USB3_5_TXN         |      |        |      |                  |                       | 4186.94  | -6037.33 |
| G22    | PCIE3_TXN                      |      |        |      |                  |                       | 3542.79  | -6037.33 |
| G24    | PCIE5_TXN                      |      |        |      |                  |                       | 2898.65  | -6037.33 |
| G26    | PCIE7_TXN / SATA0_TXN          |      |        |      |                  |                       | 2254.5   | -6037.33 |
| G28    | PCIE9_TXN                      |      |        |      |                  |                       | 1610.36  | -6037.33 |
| G30    | CSI2_DP2                       |      |        |      |                  |                       | 966.22   | -6037.33 |
| G32    | CSI2_DP3                       |      |        |      |                  |                       | 322.07   | -6037.33 |



Table 10-1. Y-Processor Ball List (Sheet 31 of 40)

| Ball # | Ball Name               | DDR3 | LPDDR3 | DDR4 | Interleaved (IL) | Non-interleaved (NIL) | X [um]   | Y [um]   |
|--------|-------------------------|------|--------|------|------------------|-----------------------|----------|----------|
| G34    | CLKOUT_ITPXD_P          |      |        |      |                  |                       | -322.07  | -6037.33 |
| G36    | CLKOUT_PCIE_P2          |      |        |      |                  |                       | -966.22  | -6037.33 |
| G38    | CLKOUT_PCIE_P3          |      |        |      |                  |                       | -1610.36 | -6037.33 |
| G40    | DDI2_AUXP               |      |        |      |                  |                       | -2254.5  | -6037.33 |
| G42    | EDP_AUXP                |      |        |      |                  |                       | -2898.65 | -6037.33 |
| G44    | EDP_TXP[1]              |      |        |      |                  |                       | -3542.79 | -6037.33 |
| G46    | EDP_TXP[2]              |      |        |      |                  |                       | -4186.94 | -6037.33 |
| G48    | PROC_TDO                |      |        |      |                  |                       | -4831.08 | -6037.33 |
| G50    | BPM#[3]                 |      |        |      |                  |                       | -5475.22 | -6037.33 |
| G52    | CFG[0]                  |      |        |      |                  |                       | -6119.37 | -6037.33 |
| G54    | CFG[17]                 |      |        |      |                  |                       | -6763.51 | -6037.33 |
| G56    | CFG[18]                 |      |        |      |                  |                       | -7417.82 | -6010.66 |
| G58    | CFG[9]                  |      |        |      |                  |                       | -7818.63 | -6095.75 |
| H10    | GPP_E5 / DEVSLP1        |      |        |      |                  |                       | 7170.42  | -5890.26 |
| H12    | RSVD                    |      |        |      |                  |                       | 6441.44  | -5790.95 |
| H15    | USB3_2_TXP / SSIC_TXP   |      |        |      |                  |                       | 5797.3   | -5790.95 |
| H17    | USB3_4_TXP              |      |        |      |                  |                       | 5153.15  | -5790.95 |
| H19    | PCIE2_TXP / USB3_6_TXP  |      |        |      |                  |                       | 4509.01  | -5790.95 |
| H2     | SYS_RESET#              |      |        |      |                  |                       | 9038.59  | -5797.3  |
| H21    | PCIE4_TXP               |      |        |      |                  |                       | 3864.86  | -5790.95 |
| H23    | PCIE6_TXP               |      |        |      |                  |                       | 3220.72  | -5790.95 |
| H25    | PCIE8_TXP / SATA1A_TXP  |      |        |      |                  |                       | 2576.58  | -5790.95 |
| H27    | PCIE10_TXP              |      |        |      |                  |                       | 1932.43  | -5790.95 |
| H29    | CSI2_DN0                |      |        |      |                  |                       | 1288.29  | -5790.95 |
| H31    | CSI2_CLKN0              |      |        |      |                  |                       | 644.14   | -5790.95 |
| H33    | CSI2_DP1                |      |        |      |                  |                       | 0        | -5790.95 |
| H35    | CLKOUT_PCIE_N1          |      |        |      |                  |                       | -644.14  | -5790.95 |
| H37    | CLKOUT_PCIE_N4          |      |        |      |                  |                       | -1288.29 | -5790.95 |
| H39    | CLKOUT_PCIE_N5          |      |        |      |                  |                       | -1932.43 | -5790.95 |
| H4     | GPP_E20 / DDPC_CTRLCLK  |      |        |      |                  |                       | 8545.83  | -5797.3  |
| H41    | DDI1_AUXN               |      |        |      |                  |                       | -2576.58 | -5790.95 |
| H43    | EDP_TXN[3]              |      |        |      |                  |                       | -3220.72 | -5790.95 |
| H45    | EDP_TXN[0]              |      |        |      |                  |                       | -3864.86 | -5790.95 |
| H47    | THERMTRIP#              |      |        |      |                  |                       | -4509.01 | -5790.95 |
| H49    | CATERR#                 |      |        |      |                  |                       | -5153.15 | -5790.95 |
| H51    | BPM#[0]                 |      |        |      |                  |                       | -5797.3  | -5790.95 |
| H53    | CFG[3]                  |      |        |      |                  |                       | -6441.44 | -5790.95 |
| H55    | CFG[4]                  |      |        |      |                  |                       | -7085.58 | -5783.33 |
| H59    | CFG[15]                 |      |        |      |                  |                       | -8130.79 | -5839.21 |
| H6     | GPP_E19 / DDPB_CTRLDATA |      |        |      |                  |                       | 8053.07  | -5797.3  |
| H61    | CFG[14]                 |      |        |      |                  |                       | -8545.83 | -5797.3  |
| H63    | VCC                     |      |        |      |                  |                       | -9038.59 | -5797.3  |



Table 10-1. Y-Processor Ball List (Sheet 32 of 40)

| Ball # | Ball Name                     | DDR3 | LPDDR3 | DDR4 | Interleaved (IL) | Non-interleaved (NIL) | X [um]   | Y [um]   |
|--------|-------------------------------|------|--------|------|------------------|-----------------------|----------|----------|
| H8     | GPP_E8 / SATALED#             |      |        |      |                  |                       | 7560.31  | -5797.3  |
| J1     | SYS_PWROK                     |      |        |      |                  |                       | 9310.37  | -5475.22 |
| J11    | GPP_E1 / SATAXPCIE1 / SATAGP1 |      |        |      |                  |                       | 6763.51  | -5544.57 |
| J14    | VSS                           |      |        |      |                  |                       | 6119.37  | -5544.57 |
| J16    | USB3_1_TXP                    |      |        |      |                  |                       | 5475.22  | -5544.57 |
| J18    | USB3_3_TXP                    |      |        |      |                  |                       | 4831.08  | -5544.57 |
| J20    | PCIE1_TXP / USB3_5_TXP        |      |        |      |                  |                       | 4186.94  | -5544.57 |
| J22    | PCIE3_TXP                     |      |        |      |                  |                       | 3542.79  | -5544.57 |
| J24    | PCIE5_TXP                     |      |        |      |                  |                       | 2898.65  | -5544.57 |
| J26    | PCIE7_TXP / SATA0_TXP         |      |        |      |                  |                       | 2254.5   | -5544.57 |
| J28    | PCIE9_TXP                     |      |        |      |                  |                       | 1610.36  | -5544.57 |
| J3     | VSS                           |      |        |      |                  |                       | 8792.21  | -5475.22 |
| J30    | CSI2_DN2                      |      |        |      |                  |                       | 966.22   | -5544.57 |
| J32    | CSI2_DN3                      |      |        |      |                  |                       | 322.07   | -5544.57 |
| J34    | CLKOUT_ITPXDP_N               |      |        |      |                  |                       | -322.07  | -5544.57 |
| J36    | CLKOUT_PCIE_N2                |      |        |      |                  |                       | -966.22  | -5544.57 |
| J38    | CLKOUT_PCIE_N3                |      |        |      |                  |                       | -1610.36 | -5544.57 |
| J40    | DDI2_AUXN                     |      |        |      |                  |                       | -2254.5  | -5544.57 |
| J42    | EDP_AUXN                      |      |        |      |                  |                       | -2898.65 | -5544.57 |
| J44    | EDP_TXN[1]                    |      |        |      |                  |                       | -3542.79 | -5544.57 |
| J46    | EDP_TXN[2]                    |      |        |      |                  |                       | -4186.94 | -5544.57 |
| J48    | PROCHOT#                      |      |        |      |                  |                       | -4831.08 | -5544.57 |
| J5     | VSS                           |      |        |      |                  |                       | 8299.45  | -5475.22 |
| J50    | BPM#[1]                       |      |        |      |                  |                       | -5475.22 | -5544.57 |
| J52    | CFG[2]                        |      |        |      |                  |                       | -6119.37 | -5544.57 |
| J54    | CFG[16]                       |      |        |      |                  |                       | -6763.51 | -5544.57 |
| J56    | CFG[19]                       |      |        |      |                  |                       | -7407.66 | -5544.57 |
| J58    | CFG[13]                       |      |        |      |                  |                       | -7805.93 | -5605.53 |
| J60    | CFG[12]                       |      |        |      |                  |                       | -8299.45 | -5475.22 |
| J62    | VSS                           |      |        |      |                  |                       | -8792.21 | -5475.22 |
| J64    | VCC                           |      |        |      |                  |                       | -9310.37 | -5475.22 |
| J7     | VSS                           |      |        |      |                  |                       | 7806.69  | -5475.22 |
| J9     | VSS                           |      |        |      |                  |                       | 7313.93  | -5475.22 |
| K12    | RSVD                          |      |        |      |                  |                       | 6441.44  | -5298.19 |
| K15    | VSS                           |      |        |      |                  |                       | 5797.3   | -5298.19 |
| K17    | VSS                           |      |        |      |                  |                       | 5153.15  | -5298.19 |
| K19    | VSS                           |      |        |      |                  |                       | 4509.01  | -5298.19 |
| K21    | VSS                           |      |        |      |                  |                       | 3864.86  | -5298.19 |
| K23    | VSS                           |      |        |      |                  |                       | 3220.72  | -5298.19 |
| K25    | VSS                           |      |        |      |                  |                       | 2576.58  | -5298.19 |
| K27    | VSS                           |      |        |      |                  |                       | 1932.43  | -5298.19 |
| K29    | VSS                           |      |        |      |                  |                       | 1288.29  | -5298.19 |



Table 10-1. Y-Processor Ball List (Sheet 33 of 40)

| Ball # | Ball Name              | DDR3 | LPDDR3 | DDR4 | Interleaved (IL) | Non-interleaved (NIL) | X [um]   | Y [um]   |
|--------|------------------------|------|--------|------|------------------|-----------------------|----------|----------|
| K31    | VSS                    |      |        |      |                  |                       | 644.14   | -5298.19 |
| K33    | VSS                    |      |        |      |                  |                       | 0        | -5298.19 |
| K35    | VSS                    |      |        |      |                  |                       | -644.14  | -5298.19 |
| K37    | VSS                    |      |        |      |                  |                       | -1288.29 | -5298.19 |
| K39    | VSS                    |      |        |      |                  |                       | -1932.43 | -5298.19 |
| K41    | VSS                    |      |        |      |                  |                       | -2576.58 | -5298.19 |
| K43    | VSS                    |      |        |      |                  |                       | -3220.72 | -5298.19 |
| K45    | VSS                    |      |        |      |                  |                       | -3864.86 | -5298.19 |
| K47    | VSS                    |      |        |      |                  |                       | -4509.01 | -5298.19 |
| K49    | VSS                    |      |        |      |                  |                       | -5153.15 | -5298.19 |
| K51    | VSS                    |      |        |      |                  |                       | -5797.3  | -5298.19 |
| K53    | VSS                    |      |        |      |                  |                       | -6441.44 | -5298.19 |
| K55    | VSS                    |      |        |      |                  |                       | -7085.58 | -5298.19 |
| L10    | GPP_E14 / DDPC_HPD1    |      |        |      |                  |                       | 7067.55  | -5153.15 |
| L14    | VSS                    |      |        |      |                  |                       | 6119.37  | -5051.81 |
| L16    | RSVD                   |      |        |      |                  |                       | 5475.22  | -5051.81 |
| L18    | RSVD                   |      |        |      |                  |                       | 4831.08  | -5051.81 |
| L2     | XTAL24_OUT             |      |        |      |                  |                       | 9038.59  | -5153.15 |
| L20    | RSVD                   |      |        |      |                  |                       | 4186.94  | -5051.81 |
| L22    | RSVD                   |      |        |      |                  |                       | 3542.79  | -5051.81 |
| L24    | RSVD                   |      |        |      |                  |                       | 2898.65  | -5051.81 |
| L26    | RSVD                   |      |        |      |                  |                       | 2254.5   | -5051.81 |
| L28    | RSVD                   |      |        |      |                  |                       | 1610.36  | -5051.81 |
| L30    | VCCSA                  |      |        |      |                  |                       | 966.22   | -5051.81 |
| L32    | VSS_SENSE              |      |        |      |                  |                       | 322.07   | -5051.81 |
| L34    | VCC_SENSE              |      |        |      |                  |                       | -322.07  | -5051.81 |
| L36    | RSVD                   |      |        |      |                  |                       | -966.22  | -5051.81 |
| L38    | RSVD                   |      |        |      |                  |                       | -1610.36 | -5051.81 |
| L4     | GPP_E23                |      |        |      |                  |                       | 8545.83  | -5153.15 |
| L40    | VCC                    |      |        |      |                  |                       | -2254.5  | -5051.81 |
| L42    | VCC                    |      |        |      |                  |                       | -2898.65 | -5051.81 |
| L44    | VCC                    |      |        |      |                  |                       | -3542.79 | -5051.81 |
| L46    | VCC                    |      |        |      |                  |                       | -4186.94 | -5051.81 |
| L48    | VCC                    |      |        |      |                  |                       | -4831.08 | -5051.81 |
| L50    | VCC                    |      |        |      |                  |                       | -5475.22 | -5051.81 |
| L52    | VCC                    |      |        |      |                  |                       | -6119.37 | -5051.81 |
| L54    | VCC                    |      |        |      |                  |                       | -6763.51 | -5051.81 |
| L57    | VSS                    |      |        |      |                  |                       | -7660.64 | -5232.4  |
| L59    | VSS                    |      |        |      |                  |                       | -8053.07 | -5153.15 |
| L6     | GPP_E18 / DDPB_CTRLCLK |      |        |      |                  |                       | 8053.07  | -5153.15 |
| L61    | VSS                    |      |        |      |                  |                       | -8545.83 | -5153.15 |
| L63    | VCC                    |      |        |      |                  |                       | -9038.59 | -5153.15 |



Table 10-1. Y-Processor Ball List (Sheet 34 of 40)

| Ball # | Ball Name                      | DDR3 | LPDDR3 | DDR4 | Interleaved (IL) | Non-interleaved (NIL) | X [um]   | Y [um]   |
|--------|--------------------------------|------|--------|------|------------------|-----------------------|----------|----------|
| L8     | GPP_E6 / DEVSLP2               |      |        |      |                  |                       | 7560.31  | -5153.15 |
| M1     | XTAL24_IN                      |      |        |      |                  |                       | 9310.37  | -4831.08 |
| M11    | GPP_E10 / USB2_OC1#            |      |        |      |                  |                       | 6821.17  | -4831.08 |
| M15    | RSVD                           |      |        |      |                  |                       | 5797.3   | -4805.43 |
| M17    | RSVD                           |      |        |      |                  |                       | 5153.15  | -4805.43 |
| M19    | RSVD                           |      |        |      |                  |                       | 4509.01  | -4805.43 |
| M21    | RSVD                           |      |        |      |                  |                       | 3864.86  | -4805.43 |
| M23    | RSVD                           |      |        |      |                  |                       | 3220.72  | -4805.43 |
| M25    | RSVD                           |      |        |      |                  |                       | 2576.58  | -4805.43 |
| M27    | RSVD                           |      |        |      |                  |                       | 1932.43  | -4805.43 |
| M29    | VCCSA_SENSE                    |      |        |      |                  |                       | 1288.29  | -4805.43 |
| M3     | VSS                            |      |        |      |                  |                       | 8792.21  | -4831.08 |
| M31    | VCCSA                          |      |        |      |                  |                       | 644.14   | -4805.43 |
| M33    | VCC                            |      |        |      |                  |                       | 0        | -4805.43 |
| M35    | VCC                            |      |        |      |                  |                       | -644.14  | -4805.43 |
| M37    | VCC                            |      |        |      |                  |                       | -1288.29 | -4805.43 |
| M39    | VCC                            |      |        |      |                  |                       | -1932.43 | -4805.43 |
| M41    | VCC                            |      |        |      |                  |                       | -2576.58 | -4805.43 |
| M43    | VCC                            |      |        |      |                  |                       | -3220.72 | -4805.43 |
| M45    | VCC                            |      |        |      |                  |                       | -3864.86 | -4805.43 |
| M47    | VCC                            |      |        |      |                  |                       | -4509.01 | -4805.43 |
| M49    | VCC                            |      |        |      |                  |                       | -5153.15 | -4805.43 |
| M5     | GPP_E22                        |      |        |      |                  |                       | 8299.45  | -4831.08 |
| M51    | VCC                            |      |        |      |                  |                       | -5797.3  | -4805.43 |
| M53    | VCC                            |      |        |      |                  |                       | -6441.44 | -4805.43 |
| M56    | VCC                            |      |        |      |                  |                       | -7341.87 | -4989.83 |
| M58    | VCC                            |      |        |      |                  |                       | -7806.69 | -4831.08 |
| M60    | VCC                            |      |        |      |                  |                       | -8299.45 | -4831.08 |
| M62    | VCC                            |      |        |      |                  |                       | -8792.21 | -4831.08 |
| M64    | VCC                            |      |        |      |                  |                       | -9310.37 | -4831.08 |
| M7     | GPP_E15 / DDPD_HPD2            |      |        |      |                  |                       | 7806.69  | -4831.08 |
| M9     | GPP_E7 / CPU_GP1               |      |        |      |                  |                       | 7313.93  | -4831.08 |
| N10    | GPP_E2 / SATAXPICIE2 / SATAGP2 |      |        |      |                  |                       | 7067.55  | -4509.01 |
| N12    | GPP_E9 / USB2_OC0#             |      |        |      |                  |                       | 6574.79  | -4509.01 |
| N14    | VSS                            |      |        |      |                  |                       | 6119.37  | -4559.05 |
| N16    | VSS                            |      |        |      |                  |                       | 5475.22  | -4559.05 |
| N18    | VSS                            |      |        |      |                  |                       | 4831.08  | -4559.05 |
| N2     | USB2_COMP                      |      |        |      |                  |                       | 9038.59  | -4509.01 |
| N20    | VSS                            |      |        |      |                  |                       | 4186.94  | -4559.05 |
| N22    | VSS                            |      |        |      |                  |                       | 3542.79  | -4559.05 |
| N24    | VSS                            |      |        |      |                  |                       | 2898.65  | -4559.05 |
| N26    | VSS                            |      |        |      |                  |                       | 2254.5   | -4559.05 |



Table 10-1. Y-Processor Ball List (Sheet 35 of 40)

| Ball # | Ball Name             | DDR3 | LPDDR3 | DDR4 | Interleaved (IL) | Non-interleaved (NIL) | X [um]   | Y [um]   |
|--------|-----------------------|------|--------|------|------------------|-----------------------|----------|----------|
| N28    | VSSSA_SENSE           |      |        |      |                  |                       | 1610.36  | -4559.05 |
| N30    | VCCSA                 |      |        |      |                  |                       | 966.22   | -4559.05 |
| N32    | VCC                   |      |        |      |                  |                       | 322.07   | -4559.05 |
| N34    | VCC                   |      |        |      |                  |                       | -322.07  | -4559.05 |
| N36    | VCC                   |      |        |      |                  |                       | -966.22  | -4559.05 |
| N38    | VCC                   |      |        |      |                  |                       | -1610.36 | -4559.05 |
| N4     | GPP_D4 / FLASHTRIG    |      |        |      |                  |                       | 8545.83  | -4509.01 |
| N40    | VCC                   |      |        |      |                  |                       | -2254.5  | -4559.05 |
| N42    | VCC                   |      |        |      |                  |                       | -2898.65 | -4559.05 |
| N44    | VCCGT                 |      |        |      |                  |                       | -3542.79 | -4559.05 |
| N46    | VCCGT                 |      |        |      |                  |                       | -4186.94 | -4559.05 |
| N48    | VCCGT                 |      |        |      |                  |                       | -4831.08 | -4559.05 |
| N50    | VCCGT                 |      |        |      |                  |                       | -5475.22 | -4559.05 |
| N52    | VCCGT_SENSE           |      |        |      |                  |                       | -6119.37 | -4559.05 |
| N54    | VCC                   |      |        |      |                  |                       | -6777.48 | -4586.99 |
| N55    | VCC                   |      |        |      |                  |                       | -7176.77 | -4625.34 |
| N57    | VCC                   |      |        |      |                  |                       | -7560.31 | -4509.01 |
| N59    | VCC                   |      |        |      |                  |                       | -8053.07 | -4509.01 |
| N6     | GPP_D0                |      |        |      |                  |                       | 8053.07  | -4509.01 |
| N61    | VCC                   |      |        |      |                  |                       | -8545.83 | -4509.01 |
| N63    | VCC                   |      |        |      |                  |                       | -9038.59 | -4509.01 |
| N8     | GPP_D2                |      |        |      |                  |                       | 7560.31  | -4509.01 |
| P1     | XCLK_BIASREF          |      |        |      |                  |                       | 9310.37  | -4186.94 |
| P11    | GPP_D9                |      |        |      |                  |                       | 6821.17  | -4186.94 |
| P13    | RSVD                  |      |        |      |                  |                       | 6328.41  | -4181.86 |
| P3     | GPP_D3                |      |        |      |                  |                       | 8792.21  | -4186.94 |
| P5     | GPP_D6 / ISH_I2C0_SCL |      |        |      |                  |                       | 8299.45  | -4186.94 |
| P52    | VSSGT_SENSE           |      |        |      |                  |                       | -6423.66 | -4277.36 |
| P54    | VSS                   |      |        |      |                  |                       | -6821.17 | -4186.94 |
| P56    | VCC                   |      |        |      |                  |                       | -7313.93 | -4186.94 |
| P58    | VCC                   |      |        |      |                  |                       | -7806.69 | -4186.94 |
| P60    | VCC                   |      |        |      |                  |                       | -8299.45 | -4186.94 |
| P62    | VCC                   |      |        |      |                  |                       | -8792.21 | -4186.94 |
| P64    | VCC                   |      |        |      |                  |                       | -9310.37 | -4186.94 |
| P7     | GPP_D5 / ISH_I2C0_SDA |      |        |      |                  |                       | 7806.69  | -4186.94 |
| P9     | GPP_D1                |      |        |      |                  |                       | 7313.93  | -4186.94 |
| R10    | VSS                   |      |        |      |                  |                       | 7067.55  | -3864.86 |
| R12    | RSVD                  |      |        |      |                  |                       | 6574.79  | -3864.86 |
| R15    | VCCAPLLEBB_1P0        |      |        |      |                  |                       | 5846.1   | -4104.91 |
| R16    | VCCAPLLEBB_1P0        |      |        |      |                  |                       | 5350.8   | -4104.91 |
| R18    | VSS                   |      |        |      |                  |                       | 4855.5   | -4104.91 |
| R19    | VCCCLK6               |      |        |      |                  |                       | 4360.2   | -4104.91 |





Table 10-1. Y-Processor Ball List (Sheet 36 of 40)

| Ball # | Ball Name     | DDR3 | LPDDR3 | DDR4 | Interleaved (IL) | Non-interleaved (NIL) | X [um]   | Y [um]   |
|--------|---------------|------|--------|------|------------------|-----------------------|----------|----------|
| R2     | VSS           |      |        |      |                  |                       | 9038.59  | -3864.86 |
| R21    | VCCCLK5       |      |        |      |                  |                       | 3864.9   | -4104.91 |
| R23    | VCCCLK5       |      |        |      |                  |                       | 3369.6   | -4104.91 |
| R24    | VSS           |      |        |      |                  |                       | 2874.3   | -4104.91 |
| R26    | VCCSTG        |      |        |      |                  |                       | 2379     | -4104.91 |
| R27    | VCCPLL        |      |        |      |                  |                       | 1883.7   | -4104.91 |
| R29    | VCCSA         |      |        |      |                  |                       | 1388.4   | -4104.91 |
| R30    | VSS           |      |        |      |                  |                       | 893.1    | -4104.91 |
| R32    | VCC           |      |        |      |                  |                       | 397.8    | -4104.91 |
| R33    | VSS           |      |        |      |                  |                       | -97.5    | -4104.91 |
| R35    | VCCG0         |      |        |      |                  |                       | -592.8   | -4104.91 |
| R36    | VSS           |      |        |      |                  |                       | -1088.1  | -4104.91 |
| R38    | VCCG0         |      |        |      |                  |                       | -1583.4  | -4104.91 |
| R4     | VSS           |      |        |      |                  |                       | 8545.83  | -3864.86 |
| R40    | VSS           |      |        |      |                  |                       | -2078.7  | -4104.91 |
| R41    | VCC           |      |        |      |                  |                       | -2574    | -4104.91 |
| R43    | VSS           |      |        |      |                  |                       | -3069.3  | -4104.91 |
| R44    | VSS           |      |        |      |                  |                       | -3564.6  | -4104.91 |
| R46    | VSS           |      |        |      |                  |                       | -4059.9  | -4104.91 |
| R47    | VSS           |      |        |      |                  |                       | -4555.2  | -4104.91 |
| R49    | VSS           |      |        |      |                  |                       | -5050.5  | -4104.91 |
| R50    | VSS           |      |        |      |                  |                       | -5545.8  | -4104.91 |
| R51    | VCCGT         |      |        |      |                  |                       | -6041.1  | -4104.91 |
| R53    | VCCGT         |      |        |      |                  |                       | -6574.79 | -3864.86 |
| R55    | VSS           |      |        |      |                  |                       | -7067.55 | -3864.86 |
| R57    | VCC           |      |        |      |                  |                       | -7560.31 | -3864.86 |
| R59    | VCC           |      |        |      |                  |                       | -8053.07 | -3864.86 |
| R6     | VSS           |      |        |      |                  |                       | 8053.07  | -3864.86 |
| R61    | VCC           |      |        |      |                  |                       | -8545.83 | -3864.86 |
| R63    | VCC           |      |        |      |                  |                       | -9038.59 | -3864.86 |
| R8     | VSS           |      |        |      |                  |                       | 7560.31  | -3864.86 |
| T1     | VCCMPHYGT_1P0 |      |        |      |                  |                       | 9310.37  | -3542.79 |
| T11    | GPP_D12       |      |        |      |                  |                       | 6821.17  | -3542.79 |
| T13    | VSS           |      |        |      |                  |                       | 6328.41  | -3537.71 |
| T15    | VCCMPHYGT_1P0 |      |        |      |                  |                       | 5846.1   | -3546.11 |
| T16    | VCCMPHYGT_1P0 |      |        |      |                  |                       | 5350.8   | -3546.11 |
| T18    | VSS           |      |        |      |                  |                       | 4855.5   | -3546.11 |
| T19    | VCCCLK6       |      |        |      |                  |                       | 4360.2   | -3546.11 |
| T21    | VSS           |      |        |      |                  |                       | 3864.9   | -3546.11 |
| T23    | VSS           |      |        |      |                  |                       | 3369.6   | -3546.11 |
| T24    | VSS           |      |        |      |                  |                       | 2874.3   | -3546.11 |
| T26    | VCCSTG        |      |        |      |                  |                       | 2379     | -3546.11 |



Table 10-1. Y-Processor Ball List (Sheet 37 of 40)

| Ball # | Ball Name                           | DDR3 | LPDDR3 | DDR4 | Interleaved (IL) | Non-interleaved (NIL) | X [um]   | Y [um]   |
|--------|-------------------------------------|------|--------|------|------------------|-----------------------|----------|----------|
| T27    | VCCPLL                              |      |        |      |                  |                       | 1883.7   | -3546.11 |
| T29    | VCCSA                               |      |        |      |                  |                       | 1388.4   | -3546.11 |
| T3     | GPP_D8 / ISH_I2C1_SCL               |      |        |      |                  |                       | 8792.21  | -3542.79 |
| T30    | VCCSA                               |      |        |      |                  |                       | 893.1    | -3546.11 |
| T32    | VCC                                 |      |        |      |                  |                       | 397.8    | -3546.11 |
| T33    | VSS                                 |      |        |      |                  |                       | -97.5    | -3546.11 |
| T35    | VCCG0                               |      |        |      |                  |                       | -592.8   | -3546.11 |
| T36    | VSS                                 |      |        |      |                  |                       | -1088.1  | -3546.11 |
| T38    | VCCG0                               |      |        |      |                  |                       | -1583.4  | -3546.11 |
| T40    | VSS                                 |      |        |      |                  |                       | -2078.7  | -3546.11 |
| T41    | VCC                                 |      |        |      |                  |                       | -2574    | -3546.11 |
| T43    | VCCGT                               |      |        |      |                  |                       | -3069.3  | -3546.11 |
| T44    | VCCGT                               |      |        |      |                  |                       | -3564.6  | -3546.11 |
| T46    | VCCGT                               |      |        |      |                  |                       | -4059.9  | -3546.11 |
| T47    | VCCGT                               |      |        |      |                  |                       | -4555.2  | -3546.11 |
| T49    | VCCGT                               |      |        |      |                  |                       | -5050.5  | -3546.11 |
| T5     | GPP_D11                             |      |        |      |                  |                       | 8299.45  | -3542.79 |
| T50    | VCCGT                               |      |        |      |                  |                       | -5545.8  | -3546.11 |
| T51    | VCCGT                               |      |        |      |                  |                       | -6041.1  | -3546.11 |
| T54    | VCCGT                               |      |        |      |                  |                       | -6821.17 | -3542.79 |
| T56    | VSS                                 |      |        |      |                  |                       | -7313.93 | -3542.79 |
| T58    | VSS                                 |      |        |      |                  |                       | -7806.69 | -3542.79 |
| T60    | VSS                                 |      |        |      |                  |                       | -8299.45 | -3542.79 |
| T62    | VSS                                 |      |        |      |                  |                       | -8792.21 | -3542.79 |
| T64    | VSS                                 |      |        |      |                  |                       | -9310.37 | -3542.79 |
| T7     | GPP_D10                             |      |        |      |                  |                       | 7806.69  | -3542.79 |
| T9     | GPP_D7 / ISH_I2C1_SDA               |      |        |      |                  |                       | 7313.93  | -3542.79 |
| U10    | GPP_D13 / ISH_UART0_RXD / SML0BDATA |      |        |      |                  |                       | 7067.55  | -3220.72 |
| U12    | GPP_D17 / DMIC_CLK1                 |      |        |      |                  |                       | 6574.79  | -3220.72 |
| U2     | VCCMPHYGT_1P0                       |      |        |      |                  |                       | 9038.59  | -3220.72 |
| U4     | GPP_D14 / ISH_UART0_TXD / SML0BCLK  |      |        |      |                  |                       | 8545.83  | -3220.72 |
| U53    | VCCGT                               |      |        |      |                  |                       | -6574.79 | -3220.72 |
| U55    | VCCGT                               |      |        |      |                  |                       | -7067.55 | -3220.72 |
| U57    | VCCGT                               |      |        |      |                  |                       | -7560.31 | -3220.72 |
| U59    | VCCGT                               |      |        |      |                  |                       | -8053.07 | -3220.72 |
| U6     | GPP_D15 / ISH_UART0_RTS#            |      |        |      |                  |                       | 8053.07  | -3220.72 |
| U61    | VCCGT                               |      |        |      |                  |                       | -8545.83 | -3220.72 |
| U63    | VCCGT                               |      |        |      |                  |                       | -9038.59 | -3220.72 |
| U8     | GPP_D18 / DMIC_DATA1                |      |        |      |                  |                       | 7560.31  | -3220.72 |




Table 10-1. Y-Processor Ball List (Sheet 38 of 40)

| Ball # | Ball Name                                    | DDR3 | LPDDR3 | DDR4 | Interleaved (IL) | Non-interleaved (NIL) | X [um]   | Y [um]   |
|--------|--|------|--------|------|------------------|-----------------------|----------|----------|
| V1     | VCCMPHYAON_1P0                               |      |        |      |                  |                       | 9310.37  | -2898.65 |
| V11    | GPP_D20 / DMIC_DATA0                         |      |        |      |                  |                       | 6821.17  | -2898.65 |
| V13    | VSS  |      |        |      |                  |                       | 6328.41  | -2893.57 |
| V15    | VCCAMPHYPLL_1P0                              |      |        |      |                  |                       | 5846.1   | -2987.31 |
| V16    | VCCAMPHYPLL_1P0                              |      |        |      |                  |                       | 5350.8   | -2987.31 |
| V18    | VCCCLK1                                      |      |        |      |                  |                       | 4855.5   | -2987.31 |
| V19    | VCCCLK2                                      |      |        |      |                  |                       | 4360.2   | -2987.31 |
| V21    | VCCCLK4                                      |      |        |      |                  |                       | 3864.9   | -2987.31 |
| V23    | VCCCLK3                                      |      |        |      |                  |                       | 3369.6   | -2987.31 |
| V24    | VSS  |      |        |      |                  |                       | 2874.3   | -2987.31 |
| V26    | VCCST  |      |        |      |                  |                       | 2379     | -2987.31 |
| V27    | VSS  |      |        |      |                  |                       | 1883.7   | -2987.31 |
| V29    | VCCSA  |      |        |      |                  |                       | 1388.4   | -2987.31 |
| V3     | GPP_D19 / DMIC_CLK0                          |      |        |      |                  |                       | 8792.21  | -2898.65 |
| V30    | VSS  |      |        |      |                  |                       | 893.1    | -2987.31 |
| V32    | VCC  |      |        |      |                  |                       | 397.8    | -2987.31 |
| V33    | VSS  |      |        |      |                  |                       | -97.5    | -2987.31 |
| V35    | VCCG0  |      |        |      |                  |                       | -592.8   | -2987.31 |
| V36    | VSS  |      |        |      |                  |                       | -1088.1  | -2987.31 |
| V38    | VCCG0  |      |        |      |                  |                       | -1583.4  | -2987.31 |
| V40    | VSS  |      |        |      |                  |                       | -2078.7  | -2987.31 |
| V41    | VCC  |      |        |      |                  |                       | -2574    | -2987.31 |
| V43    | VSS  |      |        |      |                  |                       | -3069.3  | -2987.31 |
| V44    | VSS  |      |        |      |                  |                       | -3564.6  | -2987.31 |
| V46    | VSS  |      |        |      |                  |                       | -4059.9  | -2987.31 |
| V47    | VSS  |      |        |      |                  |                       | -4555.2  | -2987.31 |
| V49    | VSS  |      |        |      |                  |                       | -5050.5  | -2987.31 |
| V5     | GPP_D23 / I2S_MCLK                           |      |        |      |                  |                       | 8299.45  | -2898.65 |
| V50    | VSS  |      |        |      |                  |                       | -5545.8  | -2987.31 |
| V51    | VSS  |      |        |      |                  |                       | -6041.1  | -2987.31 |
| V54    | VCCGT  |      |        |      |                  |                       | -6821.17 | -2898.65 |
| V56    | VCCGT  |      |        |      |                  |                       | -7313.93 | -2898.65 |
| V58    | VCCGT  |      |        |      |                  |                       | -7806.69 | -2898.65 |
| V60    | VCCGT  |      |        |      |                  |                       | -8299.45 | -2898.65 |
| V62    | VCCGT  |      |        |      |                  |                       | -8792.21 | -2898.65 |
| V64    | VCCGT  |      |        |      |                  |                       | -9310.37 | -2898.65 |
| V7     | GPP_D22                                      |      |        |      |                  |                       | 7806.69  | -2898.65 |
| V9     | GPP_D16 /<br>ISH_UART0_CTS# /<br>SML0BALERT# |      |        |      |                  |                       | 7313.93  | -2898.65 |
| W10    | GPP_C7 / SML1DATA                            |      |        |      |                  |                       | 7067.55  | -2576.58 |
| W12    | GPP_D21                                      |      |        |      |                  |                       | 6574.79  | -2576.58 |
| W2     | VCCMPHYAON_1P0                               |      |        |      |                  |                       | 9038.59  | -2576.58 |



Table 10-1. Y-Processor Ball List (Sheet 39 of 40)

| Ball # | Ball Name          | DDR3 | LPDDR3 | DDR4 | Interleaved (IL) | Non-interleaved (NIL) | X [um]   | Y [um]   |
|--------|--------------------|------|--------|------|------------------|-----------------------|----------|----------|
| W4     | GPP_C3 / SML0CLK   |      |        |      |                  |                       | 8545.83  | -2576.58 |
| W53    | VCCGT              |      |        |      |                  |                       | -6574.79 | -2576.58 |
| W55    | VCCGT              |      |        |      |                  |                       | -7067.55 | -2576.58 |
| W57    | VCCGT              |      |        |      |                  |                       | -7560.31 | -2576.58 |
| W59    | VCCGT              |      |        |      |                  |                       | -8053.07 | -2576.58 |
| W6     | GPP_C1 / SMBDATA   |      |        |      |                  |                       | 8053.07  | -2576.58 |
| W61    | VCCGT              |      |        |      |                  |                       | -8545.83 | -2576.58 |
| W63    | VCCGT              |      |        |      |                  |                       | -9038.59 | -2576.58 |
| W8     | GPP_C2 / SMBALERT# |      |        |      |                  |                       | 7560.31  | -2576.58 |
| Y1     | VSS                |      |        |      |                  |                       | 9310.37  | -2254.5  |
| Y11    | VSS                |      |        |      |                  |                       | 6821.17  | -2254.5  |
| Y13    | VSS                |      |        |      |                  |                       | 6328.41  | -2249.42 |
| Y15    | VSS                |      |        |      |                  |                       | 5846.1   | -2428.51 |
| Y16    | VSS                |      |        |      |                  |                       | 5350.8   | -2428.51 |
| Y18    | VCCCLK1            |      |        |      |                  |                       | 4855.5   | -2428.51 |
| Y19    | VCCCLK2            |      |        |      |                  |                       | 4360.2   | -2428.51 |
| Y21    | VCCCLK4            |      |        |      |                  |                       | 3864.9   | -2428.51 |
| Y23    | VCCCLK3            |      |        |      |                  |                       | 3369.6   | -2428.51 |
| Y24    | VSS                |      |        |      |                  |                       | 2874.3   | -2428.51 |
| Y26    | VCCST              |      |        |      |                  |                       | 2379     | -2428.51 |
| Y27    | VSS                |      |        |      |                  |                       | 1883.7   | -2428.51 |
| Y29    | VCCSA              |      |        |      |                  |                       | 1388.4   | -2428.51 |
| Y3     | VSS                |      |        |      |                  |                       | 8792.21  | -2254.5  |
| Y30    | VCCSA              |      |        |      |                  |                       | 893.1    | -2428.51 |
| Y32    | VCC                |      |        |      |                  |                       | 397.8    | -2428.51 |
| Y33    | VSS                |      |        |      |                  |                       | -97.5    | -2428.51 |
| Y35    | VCCG0              |      |        |      |                  |                       | -592.8   | -2428.51 |
| Y36    | VSS                |      |        |      |                  |                       | -1088.1  | -2428.51 |
| Y38    | VCCG0              |      |        |      |                  |                       | -1583.4  | -2428.51 |
| Y40    | VSS                |      |        |      |                  |                       | -2078.7  | -2428.51 |
| Y41    | VCC                |      |        |      |                  |                       | -2574    | -2428.51 |
| Y43    | VCCGT              |      |        |      |                  |                       | -3069.3  | -2428.51 |
| Y44    | VCCGT              |      |        |      |                  |                       | -3564.6  | -2428.51 |
| Y46    | VCCGT              |      |        |      |                  |                       | -4059.9  | -2428.51 |
| Y47    | VCCGT              |      |        |      |                  |                       | -4555.2  | -2428.51 |
| Y49    | VCCGT              |      |        |      |                  |                       | -5050.5  | -2428.51 |
| Y5     | VSS                |      |        |      |                  |                       | 8299.45  | -2254.5  |
| Y50    | VCCGT              |      |        |      |                  |                       | -5545.8  | -2428.51 |
| Y51    | VCCGT              |      |        |      |                  |                       | -6041.1  | -2428.51 |
| Y54    | VCCGT              |      |        |      |                  |                       | -6821.17 | -2254.5  |
| Y56    | VCCGT              |      |        |      |                  |                       | -7313.93 | -2254.5  |
| Y58    | VCCGT              |      |        |      |                  |                       | -7806.69 | -2254.5  |



**Table 10-1. Y-Processor Ball List (Sheet 40 of 40)**

| Ball # | Ball Name | DDR3 | LPDDR3 | DDR4 | Interleaved (IL) | Non-interleaved (NIL) | X [um]   | Y [um]  |
|--------|-----------|------|--------|------|------------------|-----------------------|----------|---------|
| Y60    | VCCGT     |      |        |      |                  |                       | -8299.45 | -2254.5 |
| Y62    | VCCGT     |      |        |      |                  |                       | -8792.21 | -2254.5 |
| Y64    | VCCGT     |      |        |      |                  |                       | -9310.37 | -2254.5 |
| Y7     | VSS       |      |        |      |                  |                       | 7806.69  | -2254.5 |
| Y9     | VSS       |      |        |      |                  |                       | 7313.93  | -2254.5 |

§ §

# Mouser Electronics

Authorized Distributor

Click to View Pricing, Inventory, Delivery & Lifecycle Information:

[Intel:](#)

[FJ8066201924931 SR2FO](#) [FJ8066201931006 SR2EW](#) [FJ8066201924950 SR2F1](#) [FJ8066201924931S R2FO](#)

## Данный компонент на территории Российской Федерации

### Вы можете приобрести в компании MosChip.

Для оперативного оформления запроса Вам необходимо перейти по данной ссылке:

<http://moschip.ru/get-element>

Вы можете разместить у нас заказ для любого Вашего проекта, будь то серийное производство или разработка единичного прибора.

В нашем ассортименте представлены ведущие мировые производители активных и пассивных электронных компонентов.

Нашей специализацией является поставка электронной компонентной базы двойного назначения, продукции таких производителей как XILINX, Intel (ex.ALTERA), Vicor, Microchip, Texas Instruments, Analog Devices, Mini-Circuits, Amphenol, Glenair.

Сотрудничество с глобальными дистрибьюторами электронных компонентов, предоставляет возможность заказывать и получать с международных складов практически любой перечень компонентов в оптимальные для Вас сроки.

На всех этапах разработки и производства наши партнеры могут получить квалифицированную поддержку опытных инженеров.

Система менеджмента качества компании отвечает требованиям в соответствии с ГОСТ Р ИСО 9001, ГОСТ РВ 0015-002 и ЭС РД 009

### Офис по работе с юридическими лицами:

105318, г.Москва, ул.Щербаковская д.3, офис 1107, 1118, ДЦ «Щербаковский»

Телефон: +7 495 668-12-70 (многоканальный)

Факс: +7 495 668-12-70 (доб.304)

E-mail: [info@moschip.ru](mailto:info@moschip.ru)

Skype отдела продаж:

moschip.ru

moschip.ru\_4

moschip.ru\_6

moschip.ru\_9