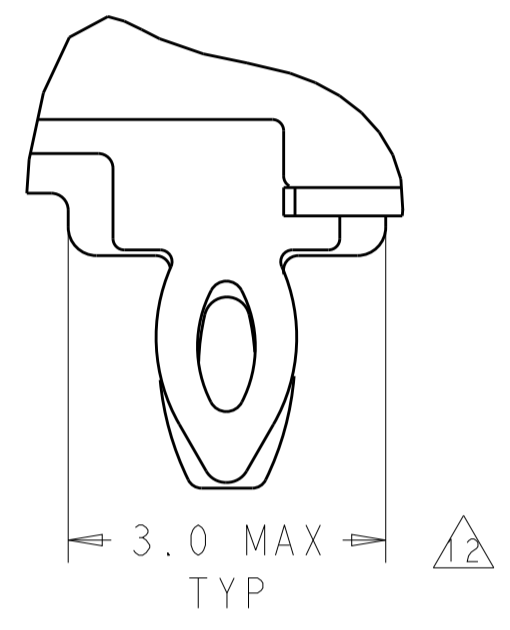


REVISIONS					
P.	LTN	DESCRIPTION	DATE	DMN	APVD
9		REVISED	18SEP2013	BL	AC
10		REVISED	20NOV2013	BL	JY
11		ADD 2170207-4	6MAY2015	RG	SH

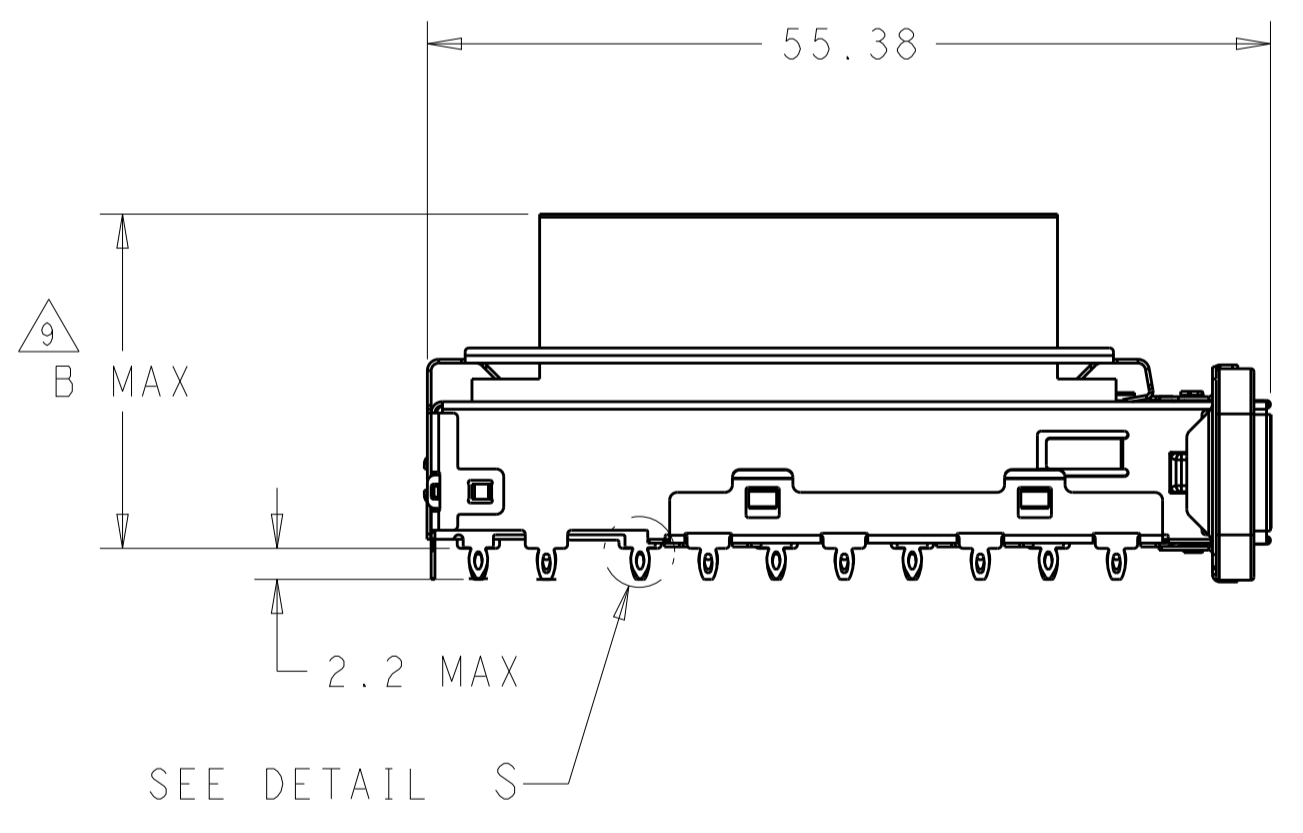
NOTES, UNLESS OTHERWISE SPECIFIED:

- △ MATERIAL:
 TOP CAGE: NICKEL SILVER, 0.25MM THICK
 BOTTOM CAGE: STAINLESS STEEL, 0.25MM THICK
 HEAT SINK: ALUMINUM
 HEAT SINK CLIP: STAINLESS STEEL
 EMI SPRING: COPPER ALLOY
 GASKET RETENTION PLATE: STAINLESS STEEL
 EMI GASKET: CONDUCTIVE RUBBER, UL 94V-0 RATED.
- △ PITCH BETWEEN PORTS OF ONE 1X6 CAGE ASSEMBLY.
- △ SPACING BETWEEN CAGES ON THE SAME PC BOARD, TO BE SPECIFIED BY CUSTOMER, MUST COMPLY WITH MINIMUM DIMENSIONS SHOWN.
- △ REFERENCE APPLICATION SPEC 114-13217 FOR RECOMMENDED DRILL HOLE DIAMETER AND PLATING THICKNESS.
- △ DATUMS AND BASIC DIMENSIONS ESTABLISHED BY CUSTOMER.
- △ DIMENSION F IS THE NOMINAL THICKNESS OF CUSTOMER SUPPLIED PC BOARD,
 SINGLE SIDED PC BOARD MIN THICKNESS: 1.45MM.
 DOUBLE SIDED PC BOARD MIN THICKNESS: 3.0MM.
- △ HEAT SINKS AND CLIP SHIPPED ASSEMBLED TO CAGE ASSEMBLY.
- △ DATUM -A- IS TOP SURFACE OF PC BOARD.

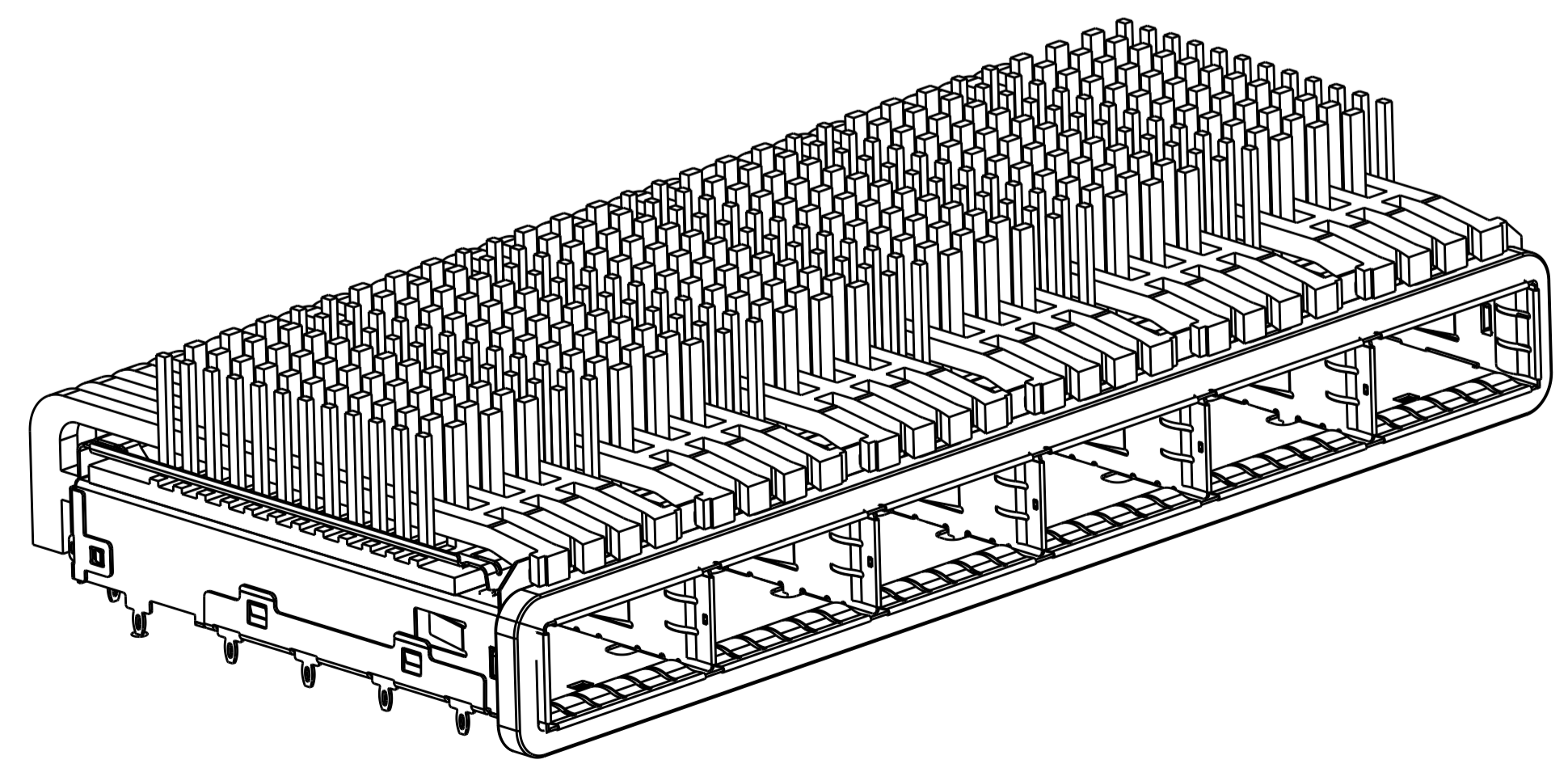
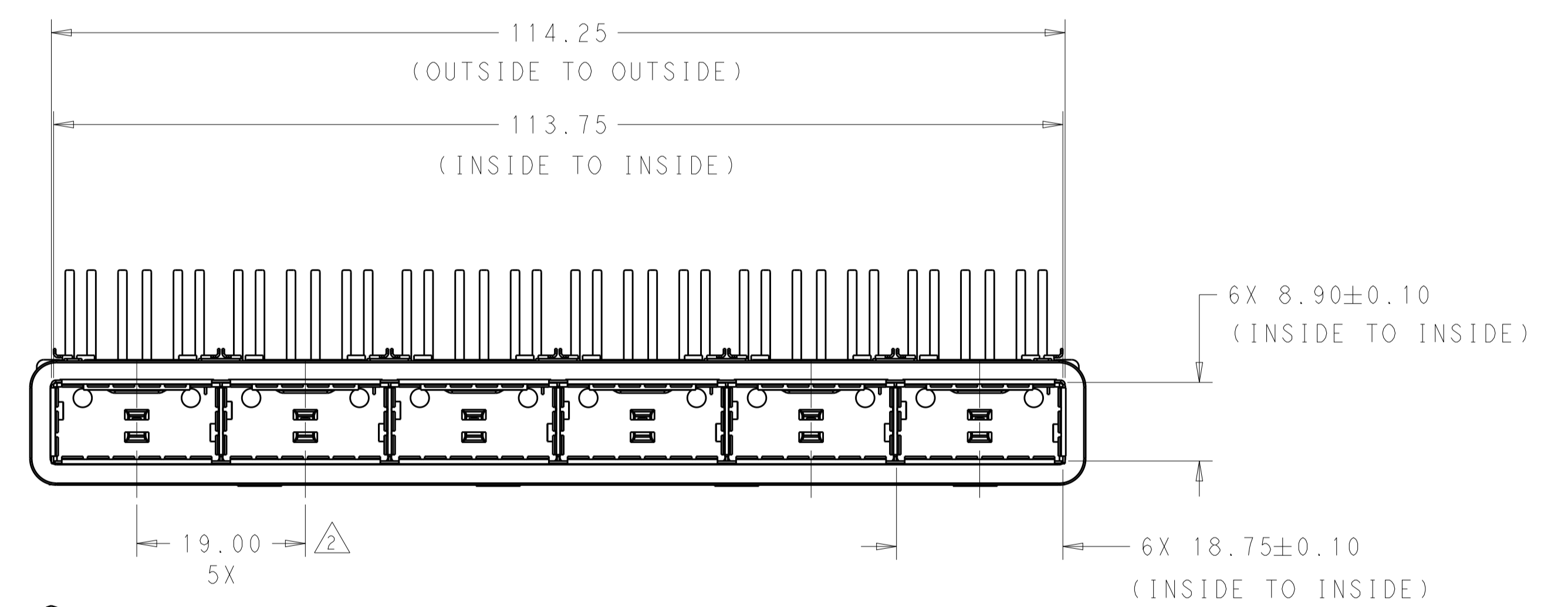
- △ DIMENSION APPLIES WITH MODULE INSERTED IN CAGE.
- △ UNPLATED THRU HOLES
- △ MATES WITH QSFP MSA COMPATIBLE TRANSCEIVER.
- △ SURFACE TRACES PERMITTED WITHIN THIS AREA EXCEPT WHERE CAGE STANDOFFS, SHOWN IN DETAIL S, CONTACT PC BOARD.
- △ BASELINE FOR THESE DIMENSIONS IS THE CENTER OF COMPLIANT PIN HOLE.
- △ DATE CODE (YYWWD) MARKED ON TOP OF CAGE AND CONCEALED BY HEAT SINKS APPLIES TO CAGE ASSEMBLY ONLY.
- △ REFERENCE APP SPEC 114-13217 FOR GASKET THICKNESS CALCULATION.
- △ FINISH:
 EMI SPRING: 2um MINIMUM TIN.
 HEAT SINK: NICKEL PLATING.



DETAIL S
 SCALE 15:1



SCALE 2:1



2170207-4
 SCALE 2:1

WITH	23.0	Networking pin type	2170207-4
WITHOUT	23.0	Networking FIN TYPE	2170207-3
WITHOUT	16.0	SAN FIN TYPE	2170207-2
WITHOUT	13.7	PCI FIN TYPE	2170207-1
LIGHT PIPE	DIM.B	HEAT SINK	PART NUMBER

THIS DRAWING IS A CONTROLLED DOCUMENT.		DMN	ROBERT GAN	15NOV2012
DIMENSIONS:		CHK	JASON YANG	15NOV2012
mm		APVD	AILEY CAI	15NOV2012
TOLERANCES UNLESS OTHERWISE SPECIFIED:		NAME		
0 PLC	±	PRODUCT SPEC		
1 PLC	±0.2	108-2286		
2 PLC	±0.20	APPLICATION SPEC		
3 PLC	±	114-13217		
4 PLC	±	WEIGHT		
ANGLES	±	A100779C=2170207		
MATERIAL	FINISH	Customer Drawing		

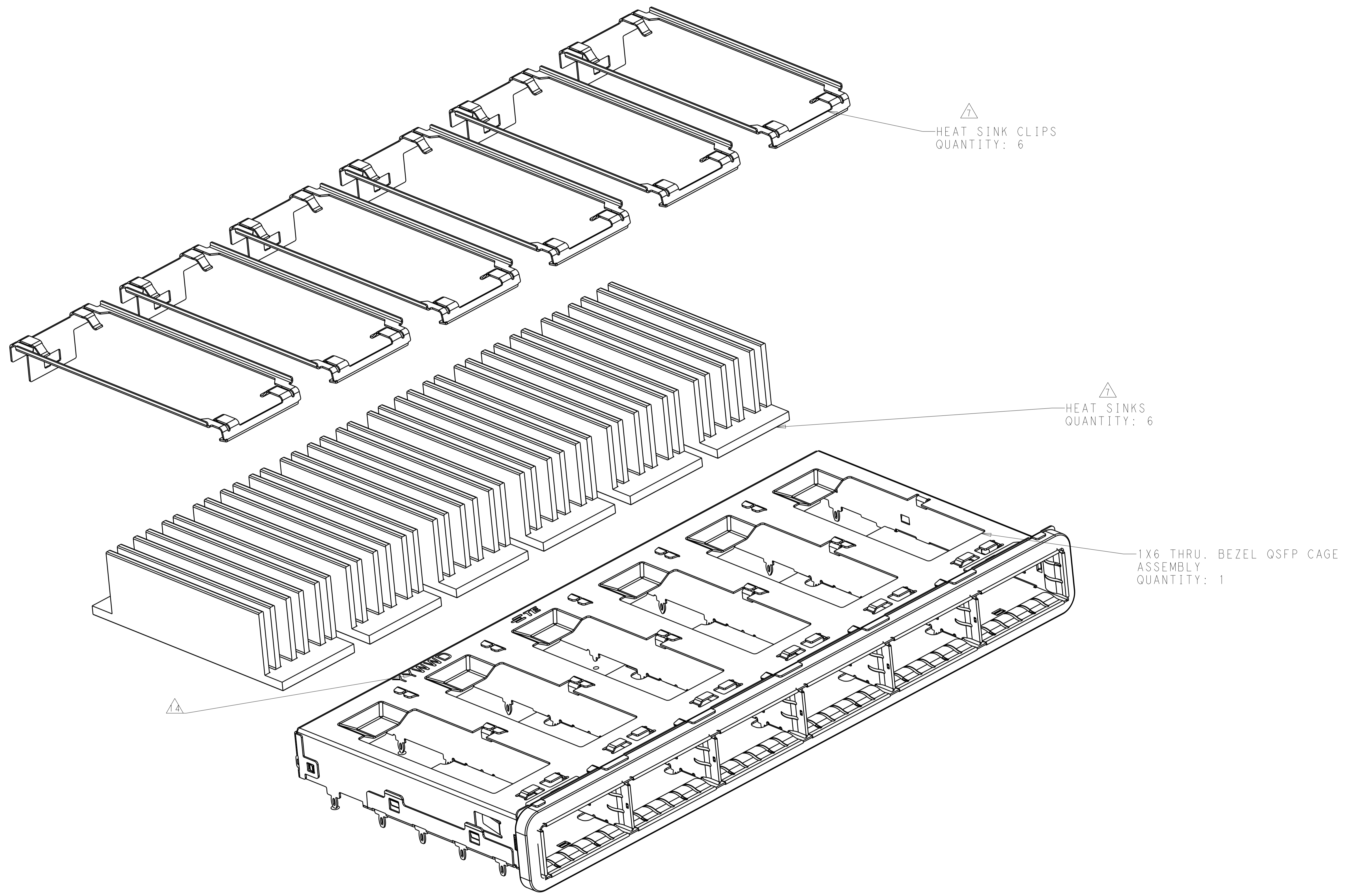
PRELIMINARY

STE TE Connectivity

1X6 QSFP CAGE ASSY THRU BEZEL WITH HEAT SINK

SCALE 1:1 SHEET 1 OF 6 REV 12

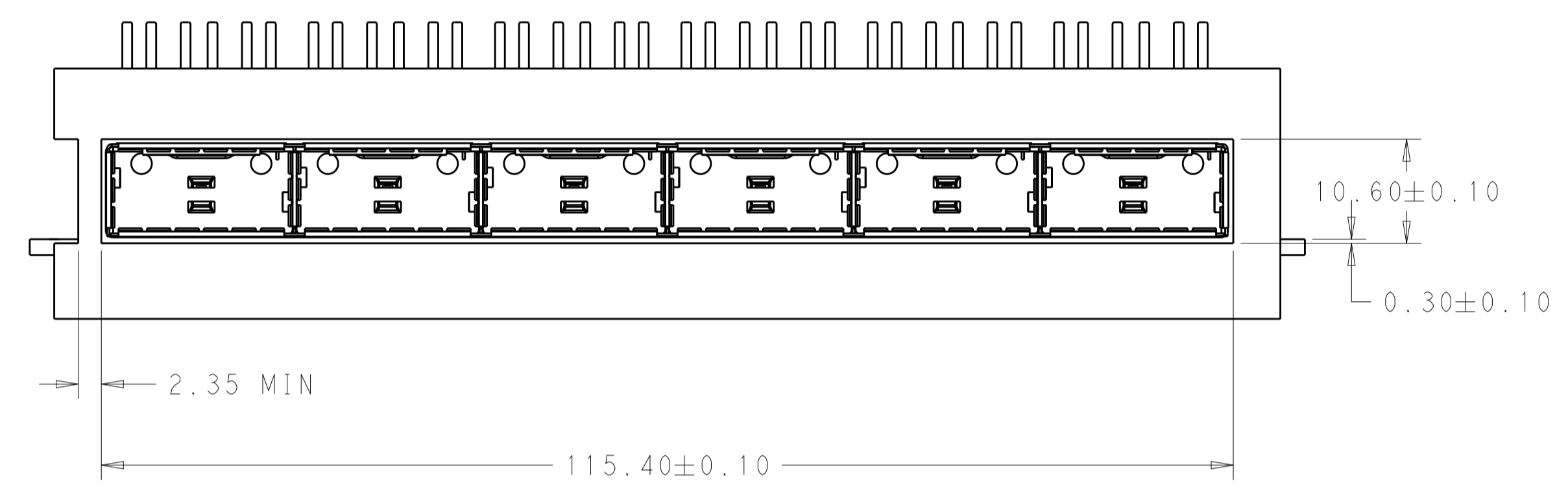
REVISIONS				
P.	LTN	DESCRIPTION	DATE	APVD
-	-	SEE SHEET 1	-	-



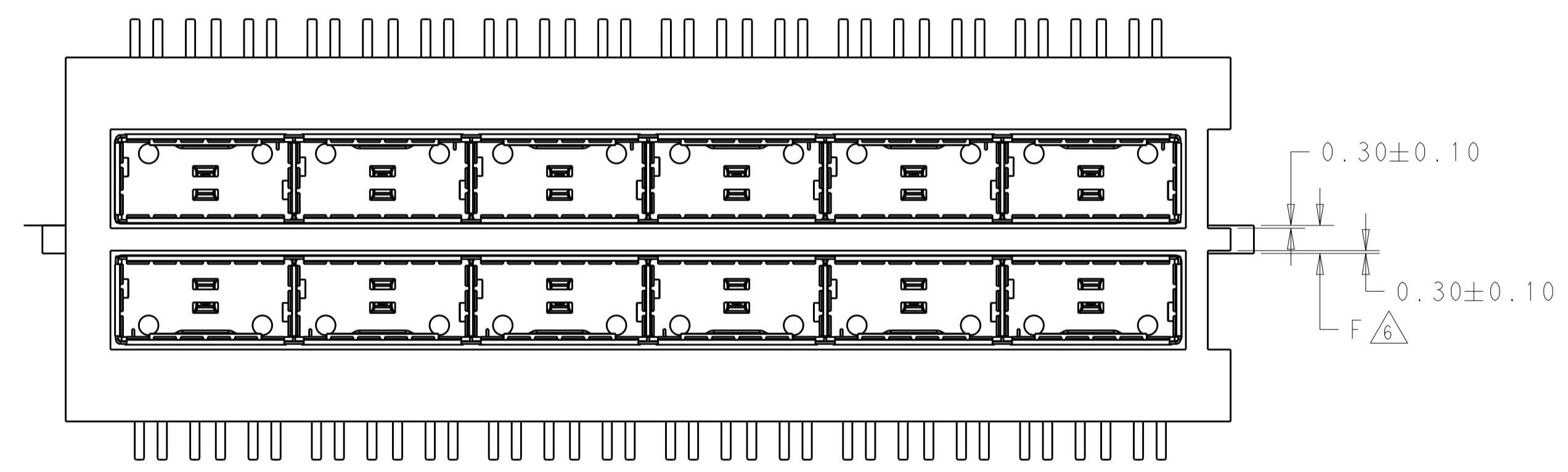
SCALE 3:1

THIS DRAWING IS A CONTROLLED DOCUMENT.		OWN: ROBERT GAN 15NOV2012	
DIMENSIONS: mm		CHK: JASON YANG 15NOV2012	
TOLERANCES UNLESS OTHERWISE SPECIFIED:		APVD: ALEY CAI 15NOV2012	NAME: 1X6 OSFP CAGE ASSY THRU BEZEL WITH HEAT SINK PRODUCT SPEC: 108-2286 APPLICATION SPEC: 114-13217
0 PLC ± 1 PLC ±0.2 2 PLC ±0.20 3 PLC ± 4 PLC ± ANGLES ±		SIZE: CAGE CODE DRAWING NO WEIGHT: 114-13217 MATERIAL: - FINISH: -	
MATERIAL: -		Customer Drawing	RESTRICTED TO: - SCALE: 1:1 SHEET 2 OF 6 REV 12

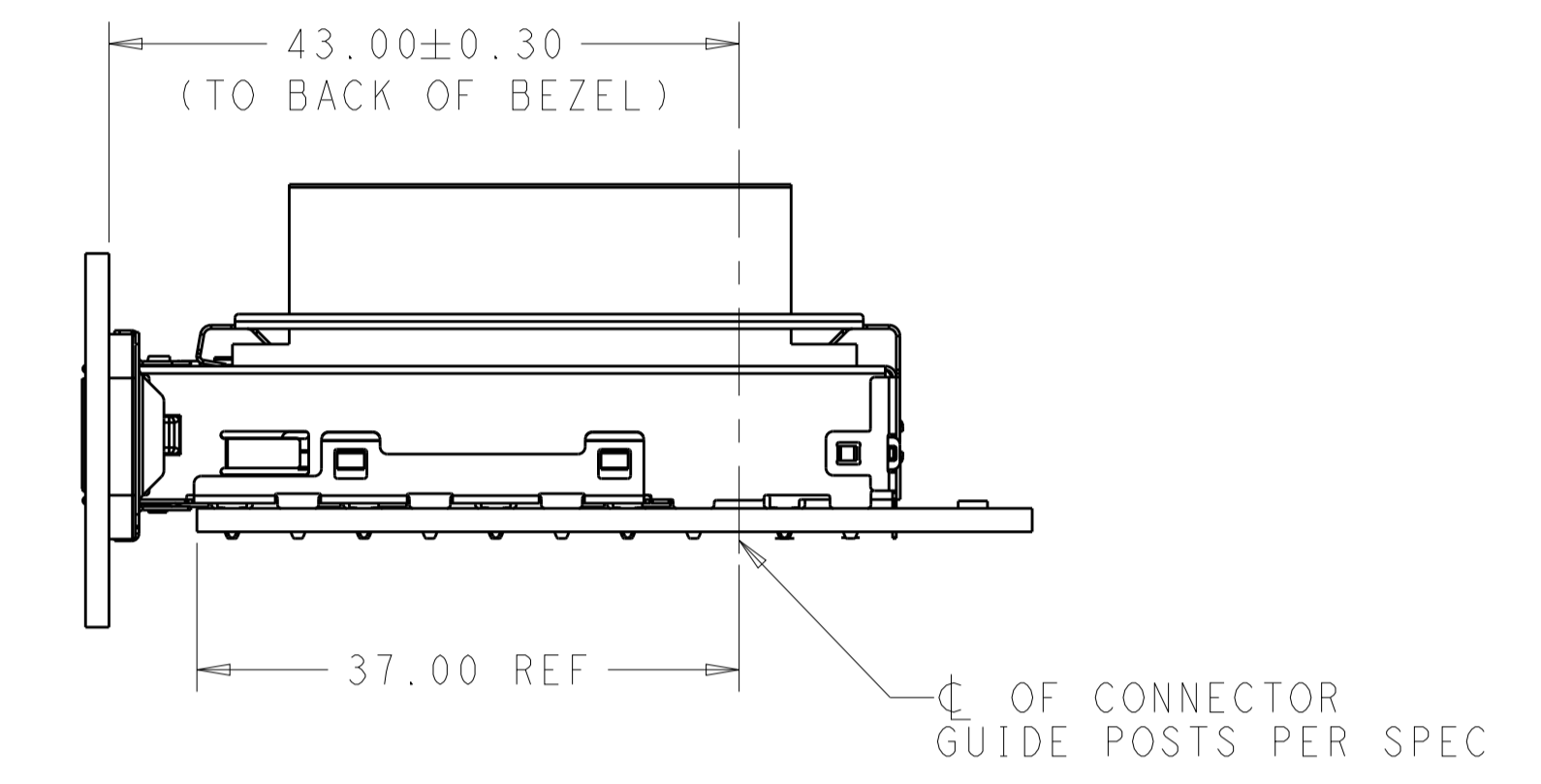
REVISIONS				
P.	LTN	DESCRIPTION	DATE	APPD
-	-	SEE SHEET 1	-	-



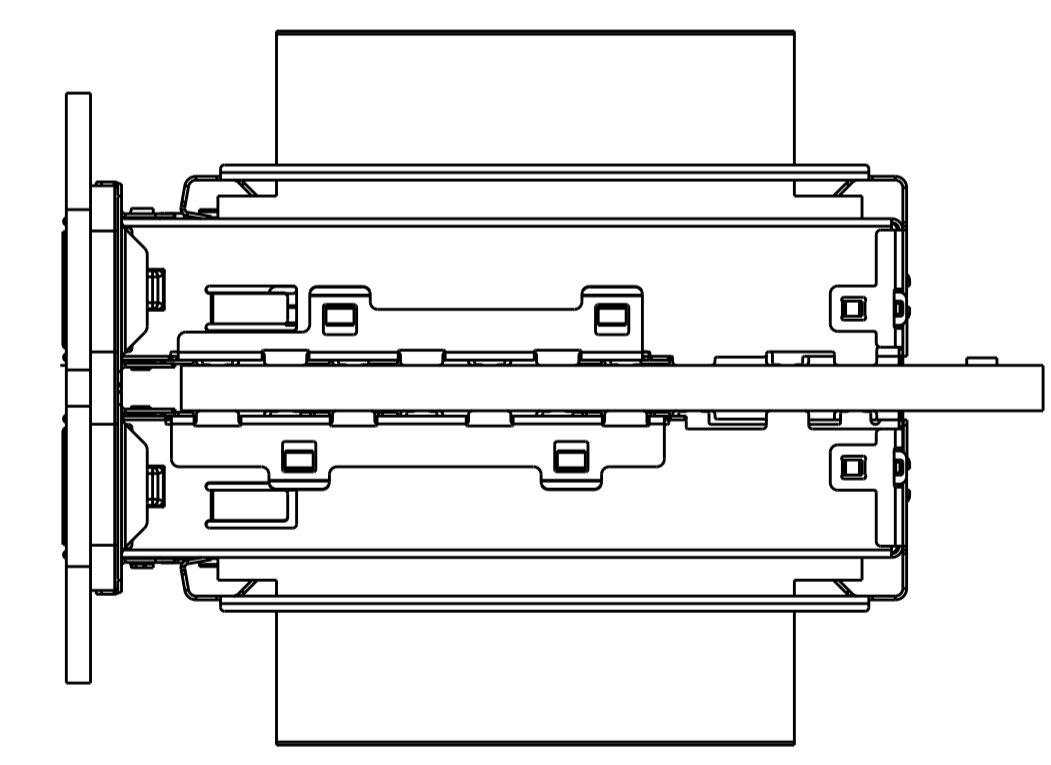
ONE SIDED CONFIGURATION



BELLY TO BELLY CONFIGURATION
 SIMILAR TO ONE SIDED
 EXCEPT WHERE NOTED



SCALE 2:1

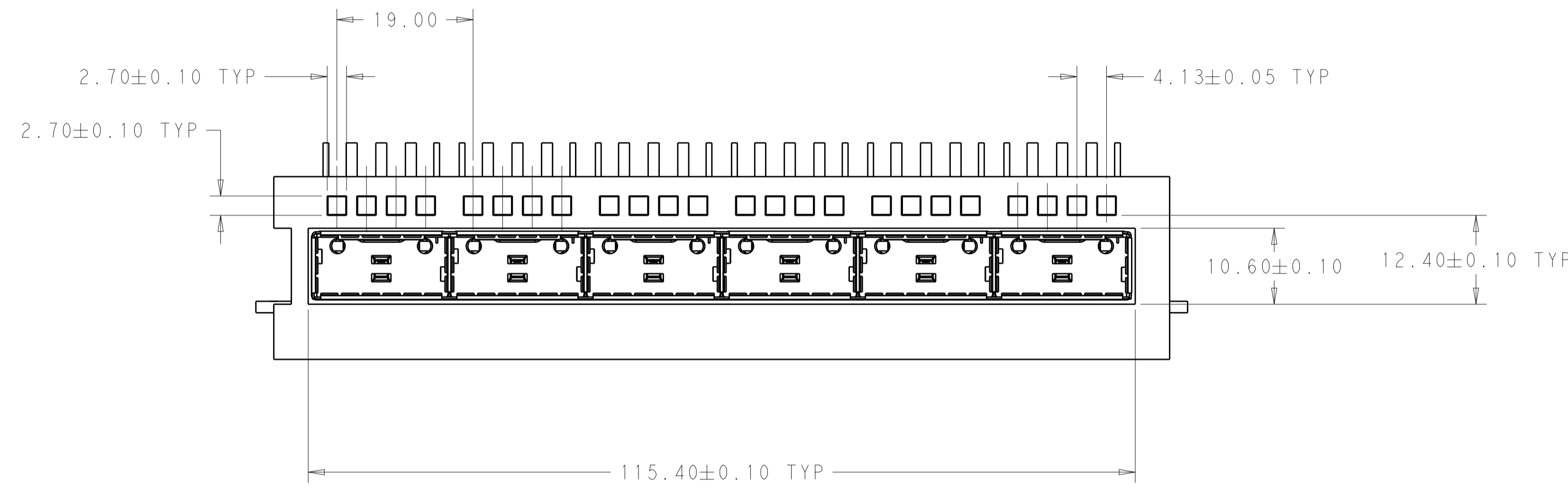


SCALE 2:1

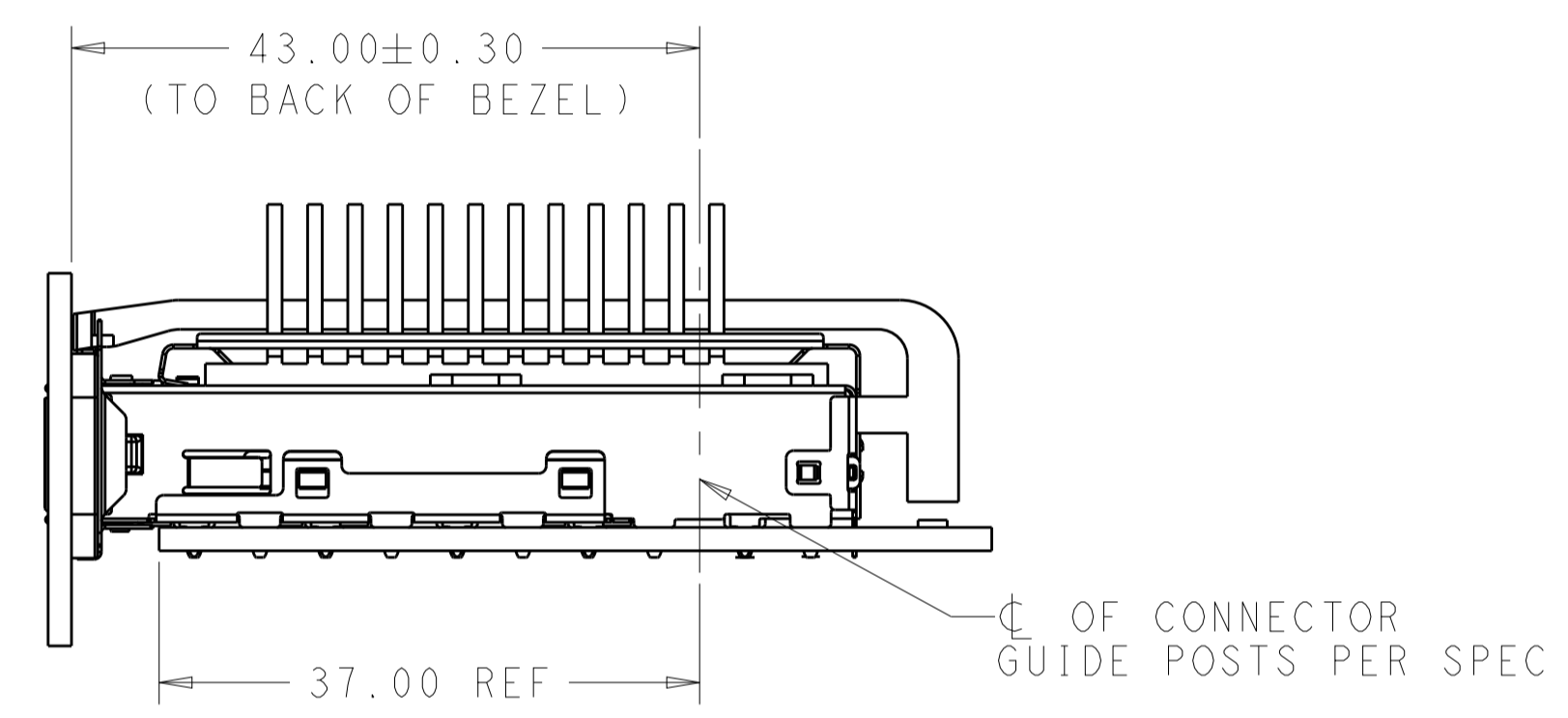
THIS DRAWING IS A CONTROLLED DOCUMENT.		DWN: ROBERT GAN 15NOV2012	TE Connectivity
DIMENSIONS: mm		CHK: JASON YANG 15NOV2012	
TOLERANCES UNLESS OTHERWISE SPECIFIED:		APPD: AILEY CAI 15NOV2012	NAME: 1X6 QSFP CAGE ASSY THRU BEZEL WITH HEAT SINK
0 PLC	±	PRODUCT SPEC	SIZE: CAGE CODE DRAWING NO
1 PLC	±0.2	108-2286	RESTRICTED TO
2 PLC	±0.20	APPLICATION SPEC	A100779C=2170207
3 PLC	±	114-13217	SCALE 1:1 SHEET 3 OF 6 REV 12
4 PLC	±	WEIGHT	Customer Drawing
ANGLES	±		
FINISH			

THIS DRAWING IS UNPUBLISHED. RELEASED FOR PUBLICATION. ALL RIGHTS RESERVED.

REVISIONS				
P.	LTN	DESCRIPTION	DATE	APVD
-	-	SEE SHEET 1	-	-

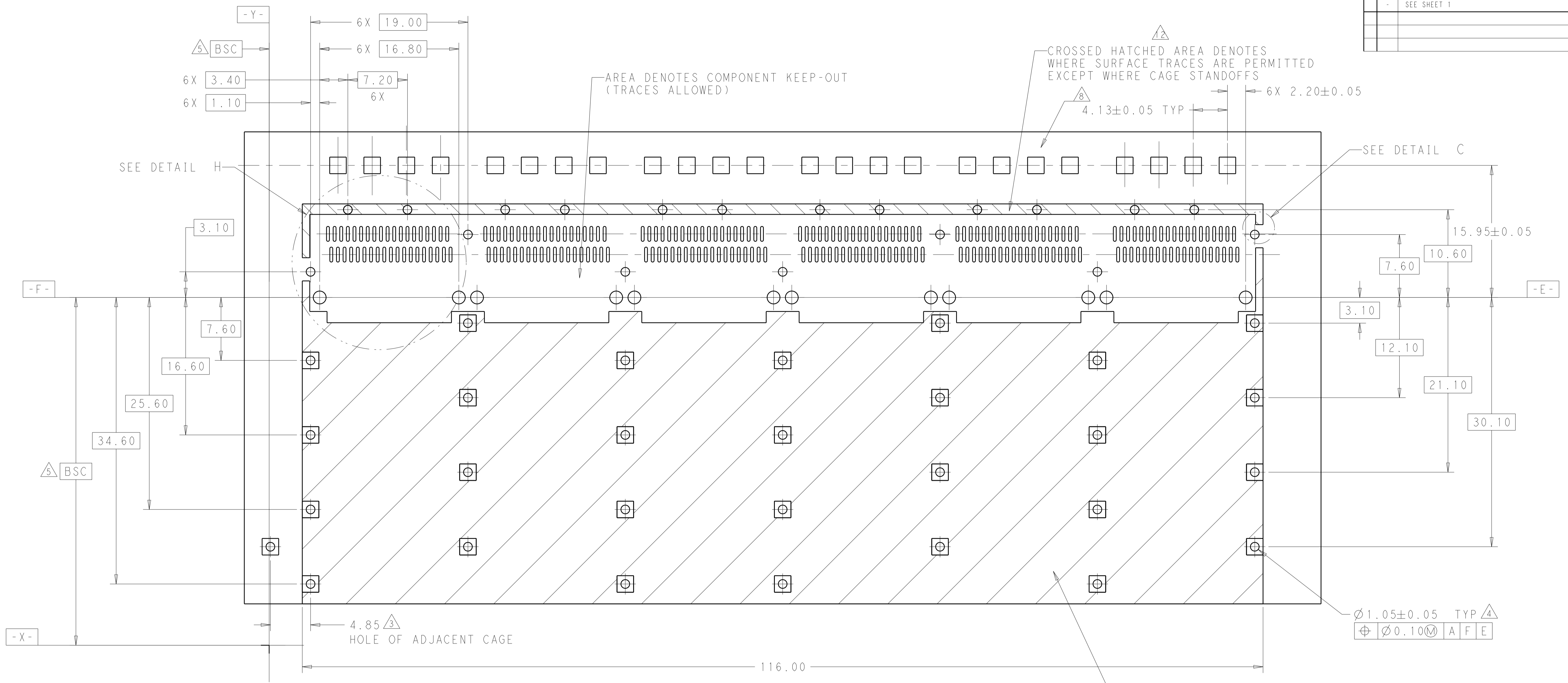


SCALE 2:1

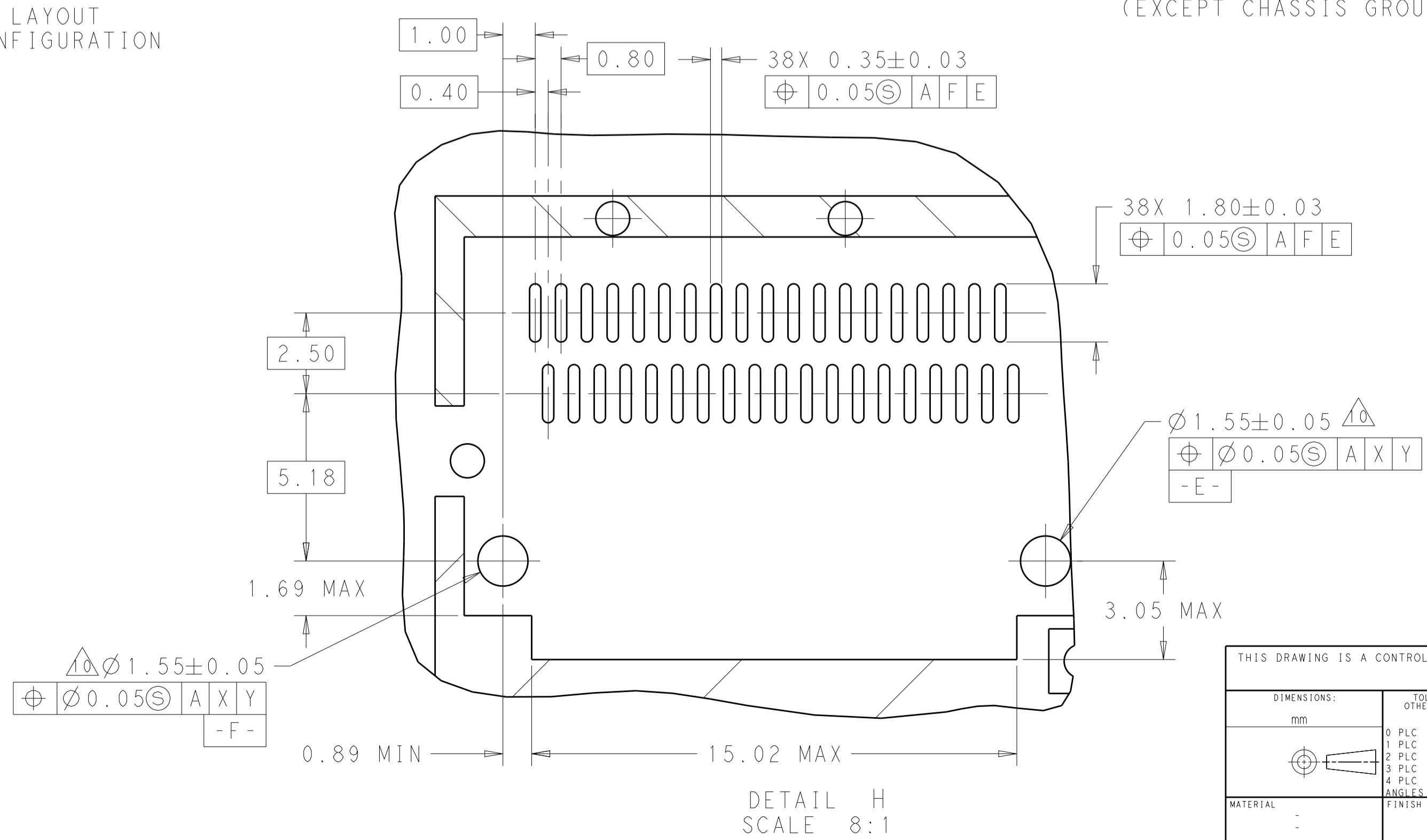
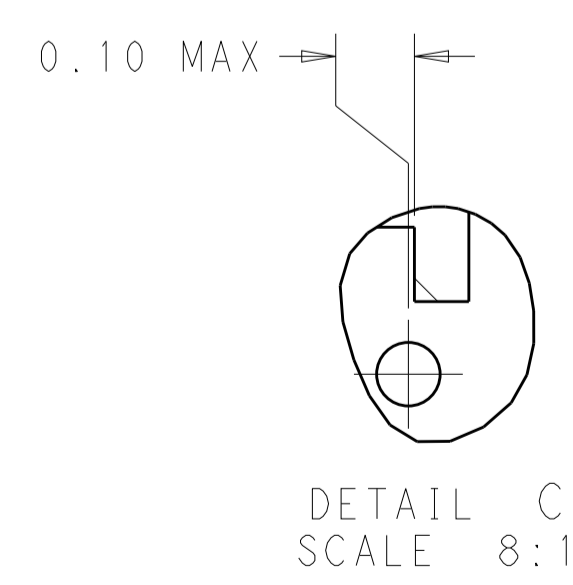


THIS DRAWING IS A CONTROLLED DOCUMENT.		DWN: ROBERT GAN 15NOV2012	TE Connectivity
DIMENSIONS: mm		CHK: JASON YANG 15NOV2012	
TOLERANCES UNLESS OTHERWISE SPECIFIED:		APVD: AILEY CAI 15NOV2012	NAME: 1X6 QSFP CAGE ASSY THRU BEZEL WITH HEAT SINK
0 PLC ±	1 PLC ±0.2	PRODUCT SPEC	SIZE: CAGE CODE DRAWING NO
2 PLC ±0.20	3 PLC ±	108-2286	RESTRICTED TO
4 PLC ±	ANGLES ±	APPLICATION SPEC	A100779C=2170207
MATERIAL: -	FINISH: -	114-13217	SCALE: 1:1 SHEET 4 OF 6 REV 12
Customer Drawing		WEIGHT: -	

REVISIONS				
P.	LTN	DESCRIPTION	DATE	APPD
-	-	SEE SHEET 1	-	-

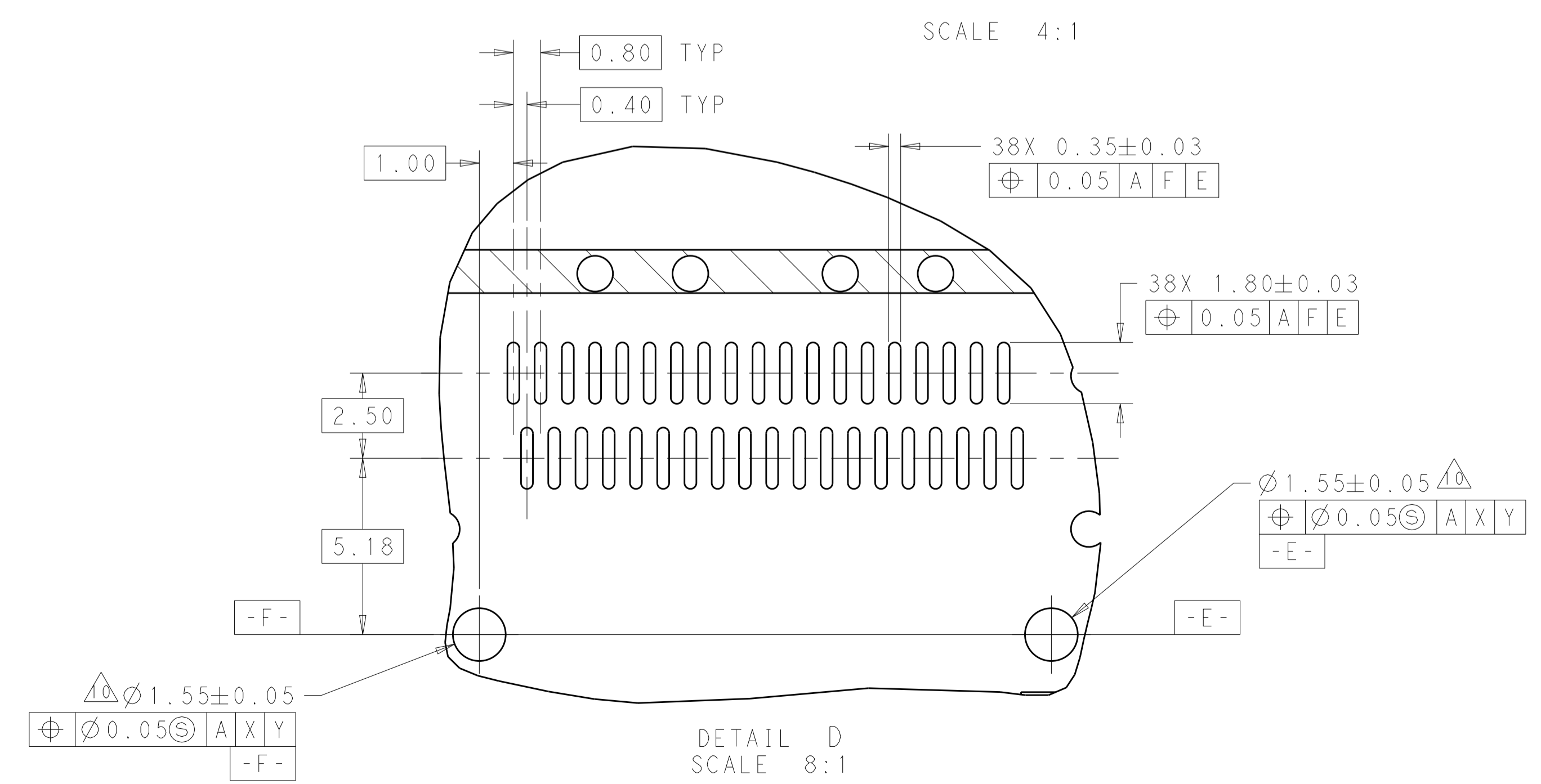
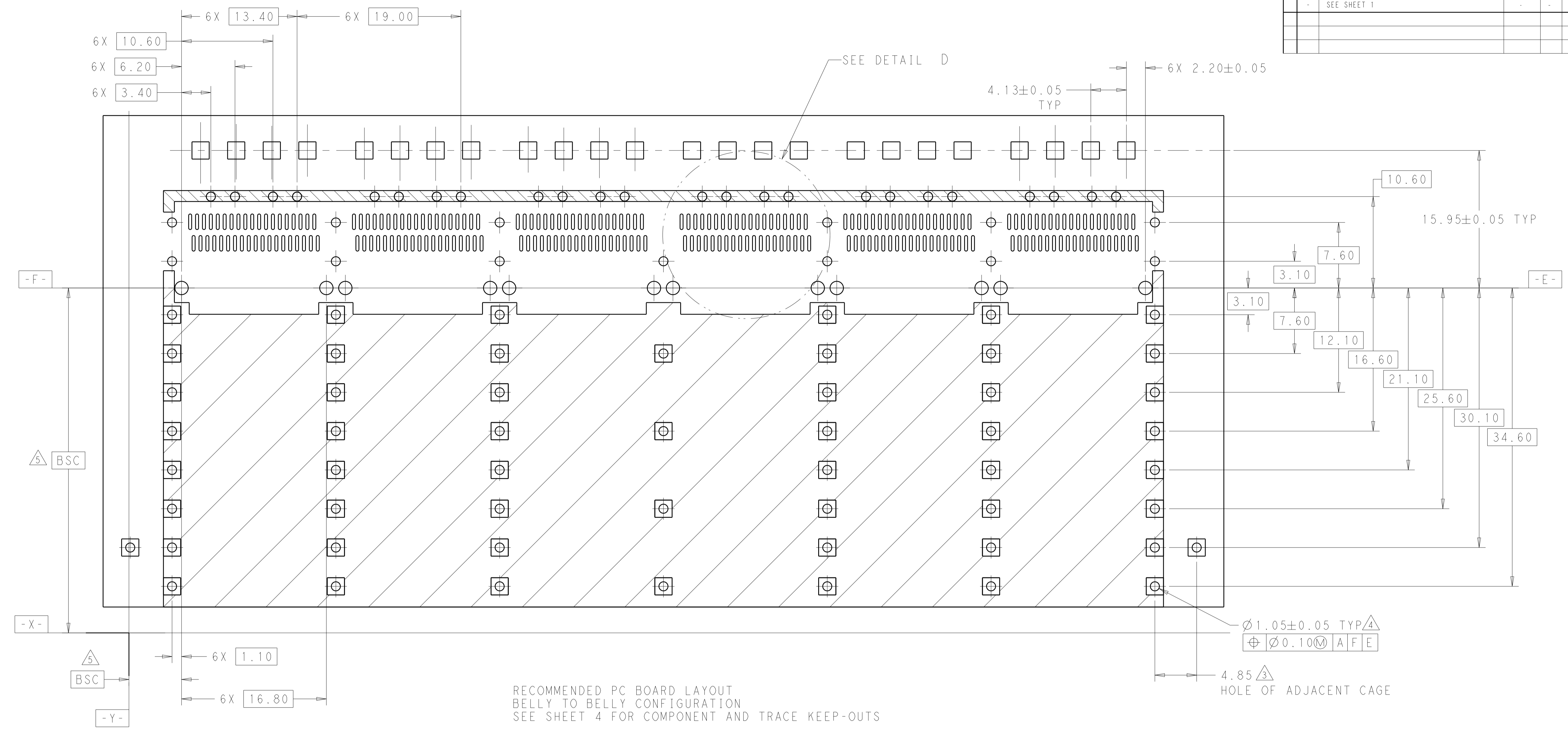


RECOMMENDED PC BOARD LAYOUT
 SINGLE SIDE MOUNT CONFIGURATION



THIS DRAWING IS A CONTROLLED DOCUMENT.		OWN: ROBERT GAN 15NOV2012	TE Connectivity
DIMENSIONS: mm		CHK: JASON YANG 15NOV2012	
TOLERANCES UNLESS OTHERWISE SPECIFIED:		APPD: ALEY CAI 15NOV2012	NAME: 1X6 QSFP CAGE ASSY THRU BEZEL WITH HEAT SINK
0 PLC ±0.2	1 PLC ±0.20	PRODUCT SPEC: 108-2286	SIZE: 114-13217
2 PLC ±0.20	3 PLC ±0.20	APPLICATION SPEC: 114-13217	RESTRICTED TO: A100779C=2170207
4 PLC ±0.20	ANGLES ±0.20	WEIGHT: -	SCALE: 1:1
MATERIAL: -	FINISH: -	Customer Drawing	SHEET 5 OF 6
			REV 12

REVISIONS				
P.	LTN.	DESCRIPTION	DATE	APPD.
-	-	SEE SHEET 1	-	-



THIS DRAWING IS A CONTROLLED DOCUMENT.		DWN: ROBERT GAN 15NOV2012 CHK: JASON YANG 15NOV2012 APVD: AILEY CAI 15NOV2012	TE Connectivity
DIMENSIONS: mm TOLERANCES UNLESS OTHERWISE SPECIFIED: 0 PLC ± 1 PLC ±0.2 2 PLC ±0.20 3 PLC ± 4 PLC ± ANGLES ±		NAME: 1X6 OSFP CAGE ASSY THRU BEZEL WITH HEAT SINK PRODUCT SPEC: 108-2286 APPLICATION SPEC: 114-13217 WEIGHT:	
MATERIAL:		FINISH:	SCALE: 1:1 SHEET: 6 OF 6 REV: 12 Customer Drawing

Данный компонент на территории Российской Федерации

Вы можете приобрести в компании MosChip.

Для оперативного оформления запроса Вам необходимо перейти по данной ссылке:

<http://moschip.ru/get-element>

Вы можете разместить у нас заказ для любого Вашего проекта, будь то серийное производство или разработка единичного прибора.

В нашем ассортименте представлены ведущие мировые производители активных и пассивных электронных компонентов.

Нашей специализацией является поставка электронной компонентной базы двойного назначения, продукции таких производителей как XILINX, Intel (ex.ALTERA), Vicor, Microchip, Texas Instruments, Analog Devices, Mini-Circuits, Amphenol, Glenair.

Сотрудничество с глобальными дистрибьюторами электронных компонентов, предоставляет возможность заказывать и получать с международных складов практически любой перечень компонентов в оптимальные для Вас сроки.

На всех этапах разработки и производства наши партнеры могут получить квалифицированную поддержку опытных инженеров.

Система менеджмента качества компании отвечает требованиям в соответствии с ГОСТ Р ИСО 9001, ГОСТ РВ 0015-002 и ЭС РД 009

Офис по работе с юридическими лицами:

105318, г.Москва, ул.Щербаковская д.3, офис 1107, 1118, ДЦ «Щербаковский»

Телефон: +7 495 668-12-70 (многоканальный)

Факс: +7 495 668-12-70 (доб.304)

E-mail: info@moschip.ru

Skype отдела продаж:

moschip.ru

moschip.ru_4

moschip.ru_6

moschip.ru_9