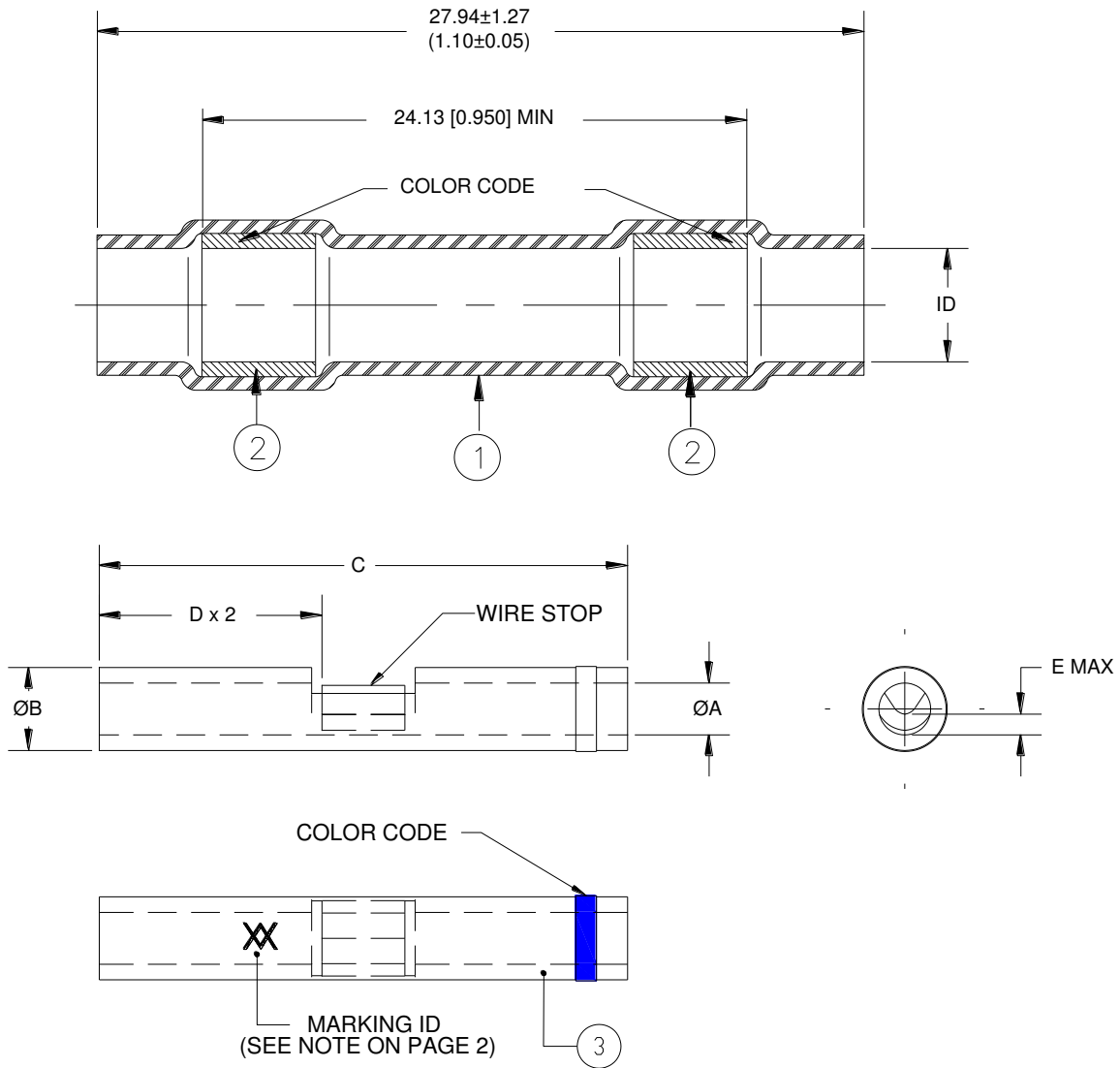


CUSTOMER DRAWING



* I.D.: a) As received; b) After unrestricted recovery thru meltable insert.

MATERIALS

1. INSULATION SLEEVE: Heat-shrinkable, transparent blue, radiation cross-linked modified polyvinylidene fluoride.
2. SEALING RINGS: Immersion resistant thermoplastic. Color: one clear, one color coded (see table below).
3. CRIMP SPLICER:
 - Base Metal: Copper alloy 101 or 102 per ASTM B-75.
 - Plating: Tin, per ASTM B545.
 - Stamp marking XX approximately as shown on the back of inspection window.
 - Color code: See table I.

TE Connectivity			TITLE: SEALED IN-LINE CRIMP SPLICE, SAE AS81824/1		
Unless otherwise specified dimensions are in millimeters. [Inches dimensions are shown in brackets]		Raychem Devices	DOCUMENT NO.: D-436-36/-37/-38		
TOLERANCES: 0.00 N/A 0.0 N/A 0 N/A	ANGLES: N/A ROUGHNESS IN MICRON	Tyco Electronics reserves the right to amend this drawing at any time. Users should evaluate the suitability of the product for their application.		REV: F	DATE: August 19, 2016
PREPARED BY: TNGUYEN	CAGE CODE: 06090	ECO NUMBER: ECO-16-012043		SCALE: NTS	SIZE: A SHEET: 1 of 3

© 2016 Tyco Electronics Corporation. All rights reserved.

If this document is printed it becomes uncontrolled. Check for the latest revision.

CUSTOMER DRAWING

TABLE I - DIMENSIONS

Part Name	I.D.* a min b max	Crimp Splicer						
		∅A	∅B	C	D	E max	Color Code	Wgt. Lbs/Mpc max
D-436-36	<u>2.16 (0.085)</u> 0.64 (0.025)	<u>1.27 (0.050)</u> 1.14 (0.045)	<u>2.03 (0.080)</u> 1.91 (0.075)	<u>12.95 (0.510)</u> 12.45 (0.490)	<u>6.22 (0.245)</u> 5.72 (0.225)	0.38 (0.015)	Red	1.02
D-436-37	<u>2.79 (0.110)</u> 0.64 (0.025)	<u>1.75 (0.069)</u> 1.63 (0.064)	<u>2.70 (0.106)</u> 2.57 (0.101)	<u>14.86 (0.585)</u> 14.35 (0.565)	<u>7.11 (0.280)</u> 6.60 (0.260)	0.51 (0.020)	Blue	1.61
D-436-38	<u>4.32 (0.170)</u> 0.64 (0.025)	<u>2.60 (0.102)</u> 2.46 (0.097)	<u>3.89 (0.153)</u> 3.73 (0.147)	<u>14.86 (0.585)</u> 14.35 (0.565)	<u>7.11 (0.280)</u> 6.60 (0.260)	1.27 (0.050)	Yellow	2.72

* I.D: a- As received; b- After unrestricted recovery thru meltable insert.

TABLE II – RECOMMENDED WIRE RANGE BASED ON CONDUCTOR CMA (mm²) (REFERENCE)

PART NUMBER	MIL SPEC EQUIVALENT SIZE	SINGLE WIRE	MULTIPLE WIRE RANGE CMA (mm ²)	MULTIPLE WIRE TOTAL OD (OD ₁ + OD ₂) MAX
D-436-36	M81824/1-1	26-24-22-20	304 - 1510 (0.15 - 0.75)	0.085 (2.16)
D-436-37	M81824/1-2	20-18-16	1058 - 2680 (0.53 - 1.34)	0.110 (2.79)
D-436-38	M81824/1-3	16-14-12	2375 - 6755 (1.19 - 3.37)	0.170 (4.32)


TABLE III – STANDARD CONDUCTOR CMA (REFERENCE)

CONDUCTOR CONFIGURATION	SIZE							
	26	24	22	20	18	16	14	12
STRANDS	19	19	19	19	19	19	19	37
CMA	304	475	754	1216	1900	2426	3831	5874
(MM ²)	(0.15)	(0.24)	(0.38)	(0.61)	(0.95)	(1.21)	(1.92)	(2.94)

APPLICATION

- These parts are designed to provide immersion resistant in-line splices, maximum of two wires per side of crimp and falling within the diameter range specified in this customer drawing, and having insulations rated for 135°C.
- Parts will meet all requirements of SAE AS81824/1 when installed as outlined below. Assembly is not required for acceptance testing inspection.
- Acceptance sampling shall be in accordance with Paragraph 4.6.1 of AS81824™.
- Packing and packaging shall be in accordance with Sections 5, Level C, of AS81824™.
- This document takes precedence over documents reference herein.

- ™ – AS81824 is a trademark of SAE

 TE Connectivity			TITLE: SEALED IN-LINE CRIMP SPLICE, SAE AS81824/1		
Unless otherwise specified dimensions are in millimeters. [Inches dimensions are shown in brackets]		Raychem Devices	DOCUMENT NO.: D-436-36/-37/-38		
TOLERANCES: 0.00 N/A 0.0 N/A 0 N/A	ANGLES: N/A ROUGHNESS IN MICRON	Tyco Electronics reserves the right to amend this drawing at any time. Users should evaluate the suitability of the product for their application.		REV: F	DATE: August 19, 2016
PREPARED BY: TNGUYEN	CAGE CODE: 06090	ECO NUMBER: ECO-14-012043		SCALE: NTS	SIZE: A
				SHEET: 2 of 3	


© 2016 Tyco Electronics Corporation. All rights reserved.

If this document is printed it becomes uncontrolled. Check with the web for the latest revision

CUSTOMER DRAWING

ASSEMBLY PROCEDURE:

1. Strip wires 5/16" to 11/32".
2. Insert one or two wires on one side of the crimp barrel and crimp using a Raychem AD-1377 crimp tool.
Repeat on the opposite side of the crimp.
3. Center sealing sleeve over the splice.
4. Slide sealing sleeve over both wires on one side of the crimp if two wires will be use.
5. Apply heat, using an approved heat source, first to one of the inserts and then the other. Heat should be applied until insert melts and flows axially along the wire.

 TE Connectivity			TITLE: SEALED IN-LINE CRIMP SPLICE, SAE AS81824/1		
Unless otherwise specified dimensions are in millimeters. [Inches dimensions are shown in brackets]		Raychem Devices	DOCUMENT NO.: D-436-36/-37/-38		
TOLERANCES: 0.00 N/A 0.0 N/A 0 N/A	ANGLES: N/A ROUGHNESS IN MICRON	Tyco Electronics reserves the right to amend this drawing at any time. Users should evaluate the suitability of the product for their application.	REV: <p style="text-align: center;">F</p>	DATE: <p style="text-align: center;">August 19, 2016</p>	
PREPARED BY: TNGUYEN	CAGE CODE: 06090	ECO NUMBER: ECO-14-012043	SCALE: <p style="text-align: center;">NTS</p>	SIZE: <p style="text-align: center;">A</p>	SHEET: <p style="text-align: center;">3 of 3</p>

© 2016 Tyco Electronics Corporation. All rights reserved.

If this document is printed it becomes uncontrolled. Check with the web for the latest revision

Данный компонент на территории Российской Федерации

Вы можете приобрести в компании MosChip.

Для оперативного оформления запроса Вам необходимо перейти по данной ссылке:

<http://moschip.ru/get-element>

Вы можете разместить у нас заказ для любого Вашего проекта, будь то серийное производство или разработка единичного прибора.

В нашем ассортименте представлены ведущие мировые производители активных и пассивных электронных компонентов.

Нашей специализацией является поставка электронной компонентной базы двойного назначения, продукции таких производителей как XILINX, Intel (ex.ALTERA), Vicor, Microchip, Texas Instruments, Analog Devices, Mini-Circuits, Amphenol, Glenair.

Сотрудничество с глобальными дистрибьюторами электронных компонентов, предоставляет возможность заказывать и получать с международных складов практически любой перечень компонентов в оптимальные для Вас сроки.

На всех этапах разработки и производства наши партнеры могут получить квалифицированную поддержку опытных инженеров.

Система менеджмента качества компании отвечает требованиям в соответствии с ГОСТ Р ИСО 9001, ГОСТ РВ 0015-002 и ЭС РД 009

Офис по работе с юридическими лицами:

105318, г.Москва, ул.Щербаковская д.3, офис 1107, 1118, ДЦ «Щербаковский»

Телефон: +7 495 668-12-70 (многоканальный)

Факс: +7 495 668-12-70 (доб.304)

E-mail: info@moschip.ru

Skype отдела продаж:

moschip.ru

moschip.ru_4

moschip.ru_6

moschip.ru_9