Lock All Fields

THIS DRAWING IS UNPUBLISHED. RELEASED FOR PUBLICATION
© COPYRIGHT ALL RIGHTS RESERVED.

LOC	DIST

REVISIONS

P	LTR	DESCRIPTION	DATE	DWN	APVD
	A2	ECR-13-006132	10APR2013	XZ	LZ

Dimensioning and tolerancing per ASME Y14.5M-2009

REPLACED BY OCEAN STYLE APPLICATOR PART NUMBER 2151609-1

FOR REPLACEMENT PARTS FOR APPLICATOR 1855322
REFER TO ADDITIONAL PAGE(S). SPARE PARTS KIT (IF LISTED)
WILL REMAIN AVAILABLE.

THE REPLACEMENT OCEAN STYLE APPLICATOR HAS THE
SAME TERMINATOR/PRESS INTERFACE AS APPLICATOR
1855322

THIS DRAWING IS A CONTROLLED DOCUMENT.

DIMENSIONS:

TOLERANCES UNLESS OTHERWISE SPECIFIED:
0 PLC ±
1 PLC ±
2 PLC ±
3 PLC ±
4 PLC ±
ANGLES ±

MATERIAL

FINISH

DWN X. ZHAO
CHK L. ZHANG
APVD L. ZHANG
PRODUCT SPEC
APPLICATION SPEC
WEIGHT

TE Connectivity

NAME
FINE ADJUST SIDE FEED
HDM APPLICATOR

SIZE A3 | CAGE CODE | DRAWING NO C-1855322 | RESTRICTED TO

SCALE | SHEET 1 OF 2 | REV A2

1470-19 (3/11)

Pro/ENGINEER DRAWING

Dimensioning and tolerancing per ASME Y14.5M-2009

THIS DRAWING IS UNPUBLISHED. RELEASED FOR PUBLICATION 20
© COPYRIGHT 20 BY TYCO ELECTRONICS CORPORATION. ALL RIGHTS RESERVED.

DIMENSIONING AND TOLERANCING PER ASME Y14.5M-2009.

PART NUMBER	REV	FIRST USED	POWER UNIT	FEED TYPE	DESCRIPTION
1855322-1	A	122500-1	LEADMAKER	POST FEED	CUTS CARRIER
1855322-2	A	565435-5	BENCH MODEL K	PRE FEED	CUTS CARRIER
1855322-3	A	354500-1	BENCH MODEL G	PRE FEED	CUTS CARRIER
1855322-6	A	122500-1	LEADMAKER	POST FEED	CONTINUOUS CARRIER
7-1855322-7	A	-	-	-	SPARE PARTS

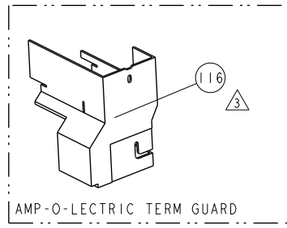

AMP-O-LECTRIC TERM GUARD

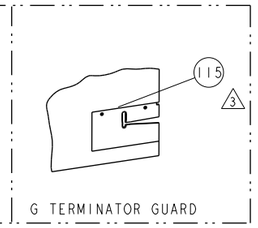

G TERMINATOR GUARD

TERMINAL NAME: RECEPTACLE TERMINAL					
TE PN	MANF PN	PACKARD TERMINAL - PACKARD CRIMP SPECS			
1572489	15304719				
-	-	CRIMP HEIGHT		WIRE SIZE	REF SETTING
-	-	1.40±0.05mm[.055±.002]		1.0mm2	B6
-	-	1.25±0.05mm[.049±.002]		0.80mm2	C9
-	-	1.25±0.05mm[.049±.002]		0.75mm2	C9
-	-	-		-	-
-	-	CRIMP	SIZE	TYPE	RANGE
SEAL	-				
1949482	15326660	WIRE	2.01mm [.079]	F	0.75-1.0mm2
-	-	INSUL	4.95mm [.195]	O	1.7-2.25mm
WIRE STRIP LENGTH 4.92-5.30mm	TERM APPL SPEC NONE	FEED 14.00mm	APPLICATOR INSTRUCTIONS 408-8040		SET UP GAGE 458637-1

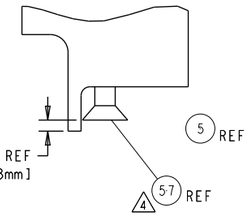

LOC	DIST
A	66

REVISIONS

P	LTR	DESCRIPTION	DATE	DWN	APVD
	A	PRODUCT RELEASE	24SEP2007	CMR	TE
	A1	ECR-12-016978	27SEP2012	YY	SX

1. RECOMMENDED SPARE PARTS
2. GREASE LIGHTLY
3. GUARD MUST BE IN PLACE WHEN OPERATING APPLICATOR IN A BENCH MACHINE
4. APPLY TORQ-SEAL IN ALLEN SOCKET TO FILL HOLE AFTER FLAT HD HAS BEEN ADJUSTED TO CORRECT HEIGHT AT QUALIFICATION. APPLY PN 1-23419-5 LOC-TITE TO THREADS.

* WARNING
ON INSTALLATION, SET WIRE DISC TO LARGEST WIRE SIZE SETTING. USE OF SETTINGS BELOW MIN. REQUIRED CRIMP HEIGHT SETTING WILL CAUSE DAMAGE TO CRIMP TOOLING.

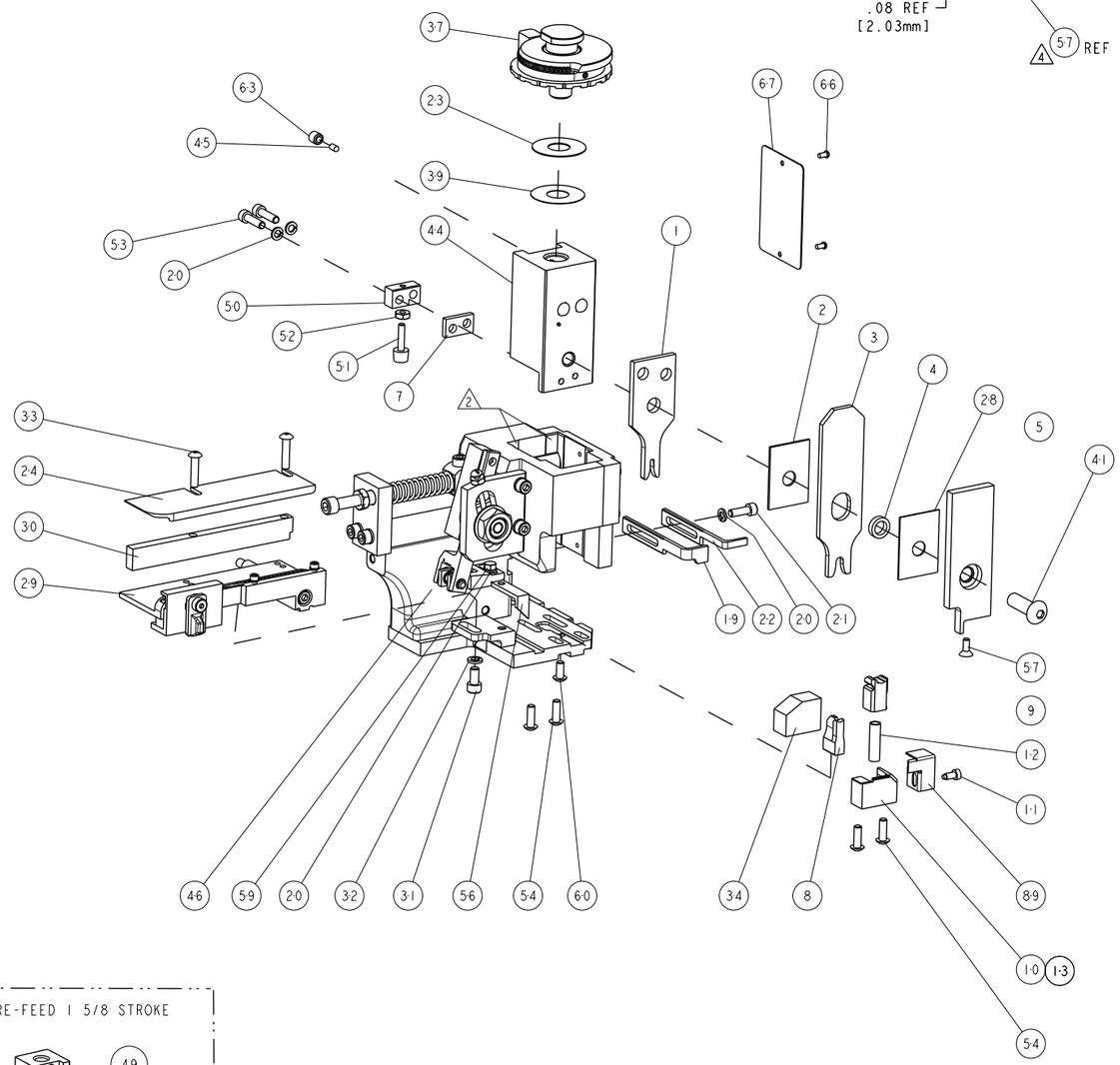

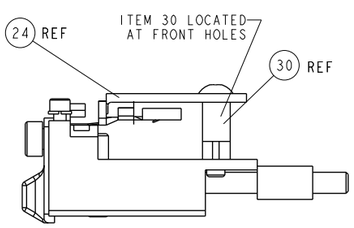

FEED TRACK POSITION GUIDE BY INS. BARREL

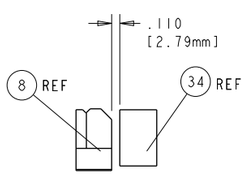

TERMINAL SUPPORT LOCATION

3	-	-	-	REF	-	..	455749-1	GUARD WINDOW	116
3	-	-	REF	-	-	..	679532-1	INSERT, GUARD	115
	-	1	1	1	1	-	1-21002-7	SCR, BTN SKT HD CAP 6-32 X .375	91
	-	1	1	1	1	-	318563-1	GUARD, FRONT CHIP	89
	-	1	1	1	1	-	4088040	SF APPL INST 408-8040	72
	-	1	1	1	1	-	217238-1	GENERAL INSTRUCTION PKG	71
	-	1	1	1	1	-	461264-5	PLATE, IDENTIFICATION	67
	-	2	2	2	2	-	21017-2	SCREW, DRIVE	66
	-	1	1	1	1	-	21009-2	SCR, SET, SELF LOCKING 1/4-20 X .250	63
	-	1	1	1	1	-	22733-8	SCR, BHSC, SELF-LOCKING, 8-32 X .375	60
	-	1	1	1	1	-	2-22603-0	SCR, HEX HD CAP 8-32 X .312	59
4	-	1	1	1	1	-	1-21003-9	SCR, FLT SKT HD CAP 6-32 X .375	57
	-	1	1	1	1	-	458537-2	PAWL, FEED	56
	-	4	4	4	4	-	2-21002-2	SCR, BTN SKT HD CAP 8-32 X .500	54
	-	2	2	2	2	-	2-21000-8	SCR, SKT HD CAP 8-32 X .625	53
	-	1	1	1	1	-	21018-5	NUT, HEX, REG 6-32	52
	-	1	1	1	1	-	811242-2	BUMPER, HOLD DOWN	51
	-	1	1	1	1	-	690753-1	SPACER, TONKER	50
	-	-	1	-	-	..	690602-6	CAM, PRE FEED, 1 5/8	49
	-	-	-	1	-	..	690602-5	CAM, PRE FEED, 1 1/8	48
	-	1	-	-	1	-	690501-4	CAM, POST-FEED 1 5/8	47
	-	1	1	1	1	-	459456-1	APPL. BASIC SUB ASSY (SIDE WISE MOCA)	46
	-	1	1	1	1	-	690191-1	PLUG,NYLON	45
	-	1	1	1	1	-	455673-1	RAM, SIDE FEED	44
	-	1	1	1	1	-	7-21002-9	SCR, BTN SKT HD CAP 5/16-24 X 1.00	41
	-	1	1	1	1	-	690125-1	SHIM SUB-ASSY	39
	-	1	1	1	1	-	879103-2	FINE ADJUST HEAD ASSEMBLY	37
	-	1	1	1	1	-	690786-3	TERMINAL SUPPORT	34
	-	2	2	2	2	-	2-21002-4	SCR, BTN SKT HD CAP 8-32 X .750	33
	-	1	1	1	1	-	21024-5	WASHER, SPRG LOCK, REG NO 10	32
	-	1	1	1	1	-	3-21000-4	SCR, SKT HD CAP 10-32 X .375	31
	-	1	1	1	1	-	1320908-8	SPACER, STRIP GUIDE	30
	-	1	1	1	1	-	1633091-1	ASSEMBLY, STRIP GUIDE	29
	-	1	1	1	1	-	455888-6	SPACER, CRIMPER	28
	-	1	1	1	1	-	1320928-1	STRIP GUIDE	24
	-	1	1	1	1	-	469367-9	SHIM	23
	-	1	-	-	1	-	690472-2	STRIPPER	22
	-	1	1	1	1	-	2-21000-7	SCR, SKT HD CAP 8-32 X .500	21
	-	4	4	4	4	-	21024-4	WASHER, SPRG LOCK, REG NO 8	20
	-	-	1	1	-	-	691353-1	STRIPPER	19
1	-	1	-	-	-	-	679625-2	SHEAR HOLDER, FRONT (NO CUT)	13
	-	1	1	1	1	-	3-22280-3	SPRING, COMPRESSION	12
	-	1	1	1	1	-	690461-2	STOP, SHEAR	11
1	-	-	1	1	1	-	1-690459-0	SHEAR HOLDER, FRONT	10
1	-	1	1	1	1	-	318707-2	FLOATING SHEAR, FRONT	9
1	1	1	1	1	1	-	1-1633381-6	ANVIL, COMBINATION	8
	-	1	1	1	1	-	240641-5	SPACER	7
	-	-	-	-	-	..	-	-	6
	-	1	1	1	1	-	318701-1	DEPRESSOR, SHEAR	5
	-	1	1	1	1	-	238011-2	BLOCK, CRIMPER SPACER	4
1	1	1	1	1	1	-	9-904741-2	CRIMPER, INSUL O PREMIUM	3
	-	1	1	1	1	-	1-455888-0	SPACER, CRIMPER	2
1	1	1	1	1	1	-	4-1673600-5	CRIMPER, WIRE	1
	-77	-6	-3	-2	-1	U/M	PART NO	DESCRIPTION	ITEM NO

POST-FEED 1 5/8 STROKE

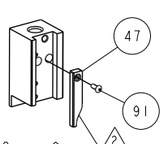

-1 & -6

PRE-FEED 1 1/8 STROKE

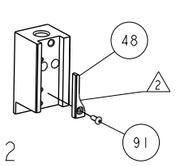

-2

PRE-FEED 1 5/8 STROKE

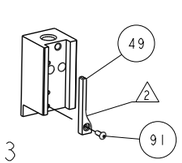

-3

THIS DRAWING IS A CONVERTED DOCUMENT FROM TYCO ELECTRONICS CORPORATION IT IS SUBMITTED AS THE ORIGINAL DRAWING. ANY QUESTIONS ABOUT THIS DRAWING SHOULD BE CONTACTED FOR THE LATEST REVISION.

DIMENSIONS: INCHES

TOLERANCES UNLESS OTHERWISE SPECIFIED:
0 PLC ±-
1 PLC ±0.1
2 PLC ±0.01
3 PLC ±0.001
4 PLC ±0.0001
ANGLES ±-

MATERIAL - -
FINISH - -

DWN 04SEPT2007 C.REICHELDERFER
CHK 04SEPT2007 T.ELBIN
APVD 04SEPT2007 T.BENCHOFF
PRODUCT SPEC -
APPLICATION SPEC -
WEIGHT -

TE Connectivity
Harrisburg, PA 17105-3608

NAME FINE ADJUST SIDE FEED HDM APPLICATOR -

SIZE	CAGE CODE	DRAWING NO	RESTRICTED TO
A1	00779	C-1855322	-

Customer Accessible Production Drawing | SCALE 3:5 | SHEET 1 OF 1 | REV A1

CUSTOMER VIEWABLE ASSEMBLY

AMP 4805 REV 31MAR2000

Общество с ограниченной ответственностью «МосЧип» ИНН 7719860671 / КПП 771901001
Адрес: 105318, г.Москва, ул.Щербаковская д.3, офис 1107

Данный компонент на территории Российской Федерации

Вы можете приобрести в компании MosChip.

Для оперативного оформления запроса Вам необходимо перейти по данной ссылке:

http://moschip.ru/get-element

Вы можете разместить у нас заказ для любого Вашего проекта, будь то серийное производство или разработка единичного прибора.

В нашем ассортименте представлены ведущие мировые производители активных и пассивных электронных компонентов.

Нашей специализацией является поставка электронной компонентной базы двойного назначения, продукции таких производителей как XILINX, Intel (ex.ALTERA), Vicor, Microchip, Texas Instruments, Analog Devices, Mini-Circuits, Amphenol, Glenair.

Сотрудничество с глобальными дистрибьюторами электронных компонентов, предоставляет возможность заказывать и получать с международных складов практически любой перечень компонентов в оптимальные для Вас сроки.

На всех этапах разработки и производства наши партнеры могут получить квалифицированную поддержку опытных инженеров.

Система менеджмента качества компании отвечает требованиям в соответствии с ГОСТ Р ИСО 9001, ГОСТ РВ 0015-002 и ЭС РД 009

Офис по работе с юридическими лицами:

105318, г.Москва, ул.Щербаковская д.3, офис 1107, 1118, ДЦ «Щербаковский»

Телефон: +7 495 668-12-70 (многоканальный)

Факс: +7 495 668-12-70 (доб.304)

E-mail: info@moschip.ru

Skype отдела продаж:
moschip.ru
moschip.ru_4
moschip.ru_6
moschip.ru_9