


# ADAPTERS



## BETWEEN-SERIES COAXIAL ADAPTERS

RADIALL'S between-series adapters are used to make efficient low loss transitions between different series of coaxial connectors.

They are widely used in laboratory test applications and in system equipment applications where different connector types must be mated.

All RADIALL adapters are designed to offer the lowest VSWR attainable across the frequency range of the connectors involved.

The following selection guide is provided to help the user find the corresponding page in this catalog for the proper between-series adapter required.

## CONTENTS

	Page
General	3
<b>SELECTION GUIDE</b>	<b>4 - 5</b>
<b>BETWEEN SERIES ADAPTERS</b>	<b>6 - 34</b>
Chronological table of Radiall part numbers	35
UG part numbers	35

All dimensions are given in inches (millimeters)

APC 7<sup>®</sup> TRADE MARK AMPHENOL

# ADAPTERS

## SELECTION GUIDE

Select one of the connector interface in the left hand column and line up with the other connector interface as shown in the row across the top. The intersection of these two will give the appropriate page number.

		APC7	SMA		SMA3,5		SMB		SMC		SSMA		SSMB		BNC50Ω		BNC75Ω	
		7mm	P	J	P	J	J	P	J	P	P	J	J	P	P	J	P	J
SMA	P	32	○	○							7	7	7			12		
	J	32	○	○							7				13			
BMA	P	9	8	8/9														
	J	9	8	8														
SMB	J	33				○	○								13	13		
	P	33				○	○								14	14		
BNC	P	31		13		13	14	14							○	○	○	○
	J	31	12			13	14	14	15						○	○	○	○
N	P	<del>31/34</del>	21	21	22	23	<del>23/24</del>	24							17	17	17	17
	J	<del>32/34</del>	<del>21/22</del>	22	23	23	24	24	<del>24/25</del>	25					17	17	17	18
C	P	32														12		
	J	32				26												
MQ	P					29											27	
	J					<del>29/30</del>								27	27			
APC7	7mm		32	32	33	33	33	33	33	33	34	34	34			31	31	

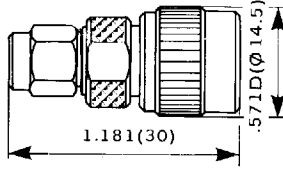

- Please note that when « plug » or « jack » (P - J) terminology is used, it refers to the connector's style of each adapter's end.
- All adapters interfaces meet or exceed the requirements of MIL-STD-348.
- For all in-series adapters, please refer to the Radiall connector catalog for specific series.

# ADAPTERS SELECTION GUIDE

18		N 50Ω		N 75Ω		C		1,6/5,6		HN		LC		UHF		microdcl		sockets		ban- ana
J	P	J	P	J	P	J	P	J	P	J	P	J	P	J	P	J	Ø2	Ø4	Ø4	
		21	<del>21</del> / 22																	
7		21	22																	
		<del>23</del> / 24	24			26														
			24												10	10				
		17	17	17	17			11	11					12				15	15	
		17	17	17	18	12		11		12				12						16
		○	○	○	○			18	19	20										21
		○	○	○	○	19	19	19	19	20				20	20	21				
			19			○	○							26						
		18	19			○	○							26						26
			27	28	28															29
		27	28	28	28			29							29					
		31	<del>31</del> / 34	<del>32</del> / 34				31	32											

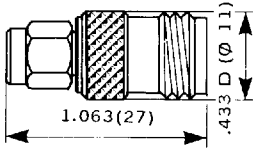

# SMA to TNC

SMA PLUG to TNC PLUG



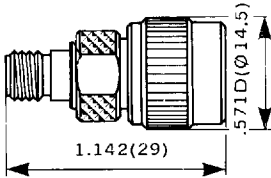

PART NUMBER	<b>R 191 309</b>
VSWR	0 - 11 GHz 1.22 Max.

SMA PLUG to TNC JACK



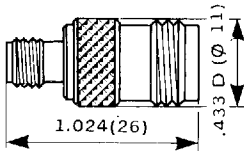

PART NUMBER	<b>R 191 311</b>
VSWR	0 - 11 GHz 1.22 Max.

SMA JACK to TNC PLUG



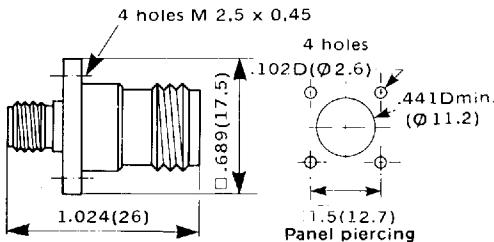
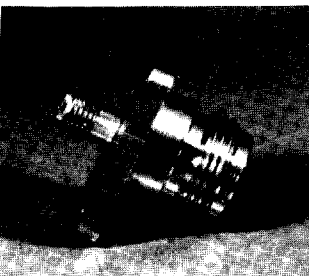
PART NUMBER	<b>R 191 313</b>
VSWR	0 - 11 GHz 1.22 Max.

SMA JACK to TNC JACK



PART NUMBER	<b>R 191 315</b>
VSWR	0 - 11 GHz 1.22 Max.

SMA JACK to TNC JACK  
Square flange

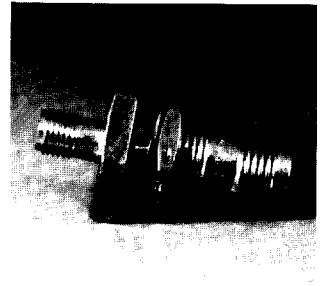
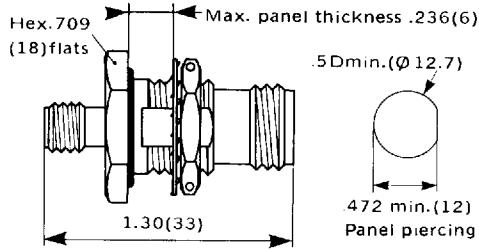


PART NUMBER	<b>R 191 365</b>
VSWR	0 - 11 GHz 1.22 Max.

# SMA to TNC/SSMA/SSMB


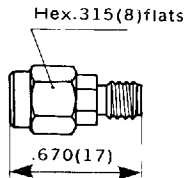
## SMA / SMA 3,5 JACK to TNC 18 GHz JACK Panel sealed, bulkhead feedthrough

PART NUMBER	R 191 314 700	R 191 316 700
VSWR	0 - 18 GHz 1.50 Max.	0 - 18 GHz 1.06 +0.01 F (GHz)
Inner seal	YES	NO
Connector	SMA	SMA 3,5




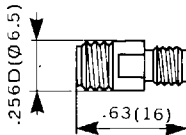
## SMA PLUG to SSMA JACK

PART NUMBER	R 191 347
-------------	-----------



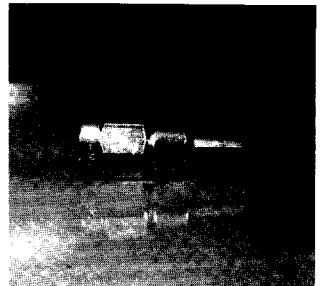
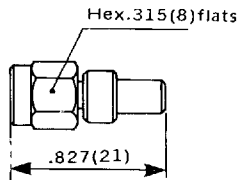
## SMA JACK to SSMA JACK

PART NUMBER	R 191 349
-------------	-----------




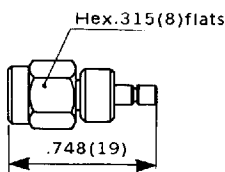
## SMA PLUG to SSMB PLUG

PART NUMBER	R 191 374
-------------	-----------



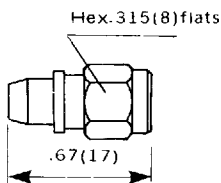

## SMA PLUG to SSMB JACK

PART NUMBER	R 191 376
-------------	-----------



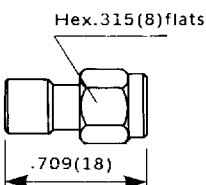
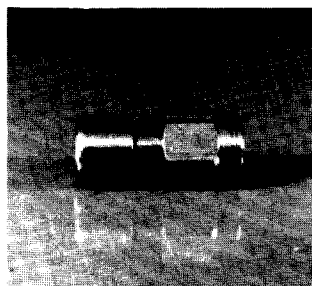
# BMA to SMA

## BMA PLUG to SMA PLUG



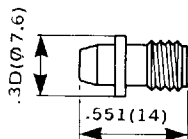
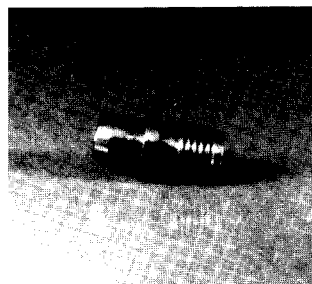
PART NUMBER	<b>R 191 350 001</b>
VSWR	0 - 18 GHz 1.05 + 0.005 F (GHz)

## BMA JACK to SMA PLUG



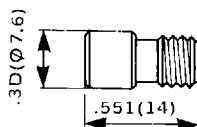

PART NUMBER	<b>R 191 351 001</b>
VSWR	0 - 18 GHz 1.05 + 0.007 F (GHz)

## BMA PLUG to SMA JACK



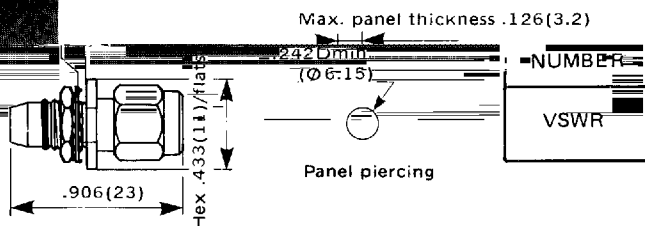
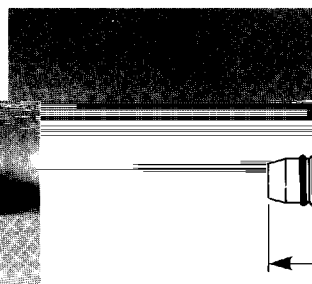
PART NUMBER	<b>R 191 352 001</b>
VSWR	0 - 18 GHz 1.05 + 0.005 F (GHz)

## BMA JACK to SMA JACK




PART NUMBER	<b>R 191 353 001</b>
VSWR	0 - 18 GHz 1.05 + 0.007 F (GHz)

## BMA PLUG to SMA PLUG Bulkhead feedthrough


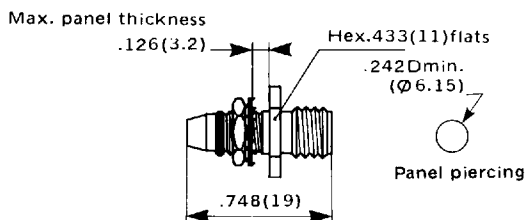


PART NUMBER	<b>R 191 354 001</b>
VSWR	0 - 18 GHz 1.05 + 0.005 F (GHz)


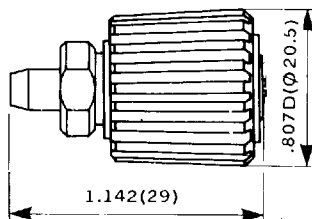


# BMA to SMA/APC 7


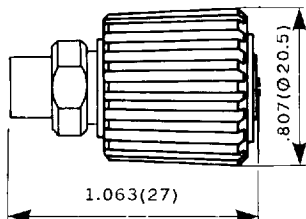
## BMA PLUG to SMA JACK Bulkhead feedthrough



## BMA PLUG to APC 7®



## BMA JACK to APC 7®

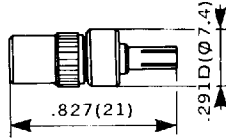


For our rack and bulkhead applications or your between modules assemblies, use BMA slide-in connectors.  
(catalogs upon request)



# SMB to MICROCLIC

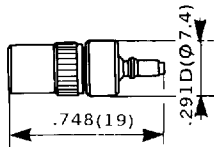
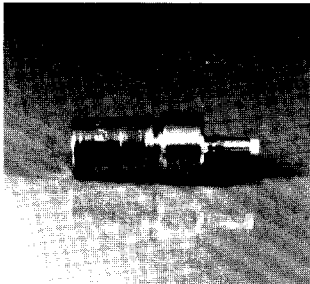
## SMB PLUG to MICROCLIC PLUG



PART  
NUMBER

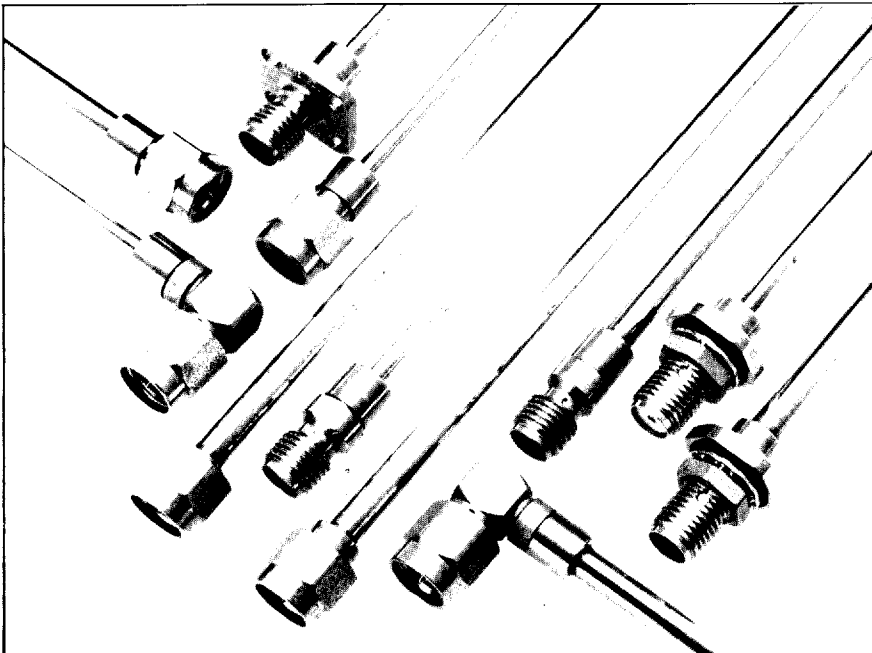
R 191 265

## SMB PLUG to MICROCLIC JACK



PART  
NUMBER

R 191 267



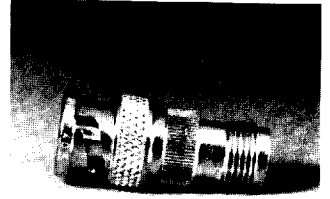
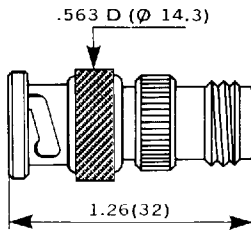
Save time during cabling and avoid soldering by using our SMA crimp on .085 and .141 semi-rigid cable connectors. *(catalogs upon request)*



# BNC to TNC/1,6/5,6


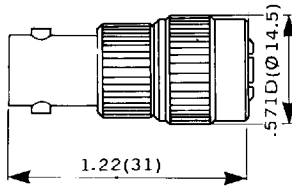
## BNC PLUG to TNC JACK

PART NUMBER	R 191 403
-------------	-----------




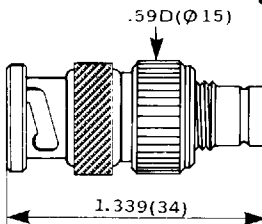
## BNC JACK to TNC PLUG

PART NUMBER	R 191 405
-------------	-----------




## BNC PLUG to 1,6 / 5,6 JACK Screw - on , snap - on

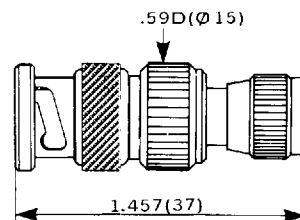
PART NUMBER	R 192 430
Impedance	75 Ω



## BNC PLUG to 1,6 / 5,6 PLUG Screw - on



PART NUMBER	R 192 431
Impedance	75 Ω

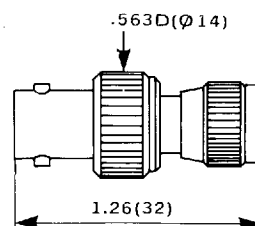


Screw - on

## BNC JACK to 1,6 / 5,6 PLUG Screw - on



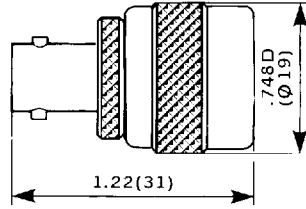

PART NUMBER	R 192 432
Impedance	75 Ω



Screw - on

# BNC to C/HN/UHF/SMA

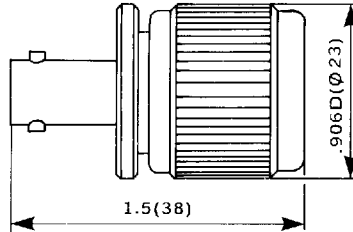

## BNC JACK to C PLUG



PART  
NUMBER

R 191 429


## BNC JACK to HN PLUG



PART  
NUMBER

R 191 449

## BNC PLUG to UHF JACK

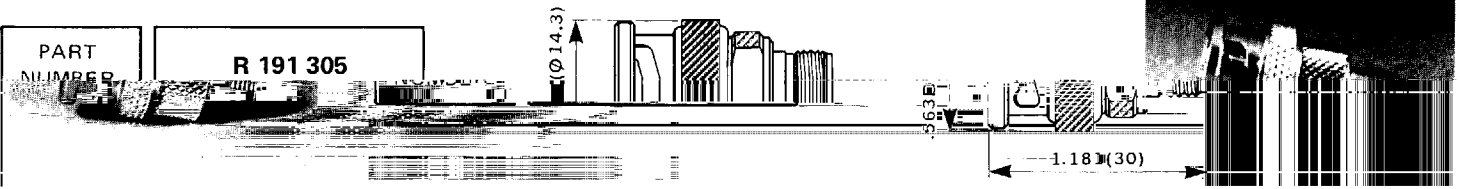


PART  
NUMBER

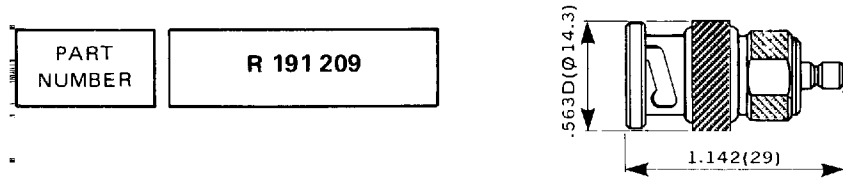

R 191 445

# BNC to SMA/SMB

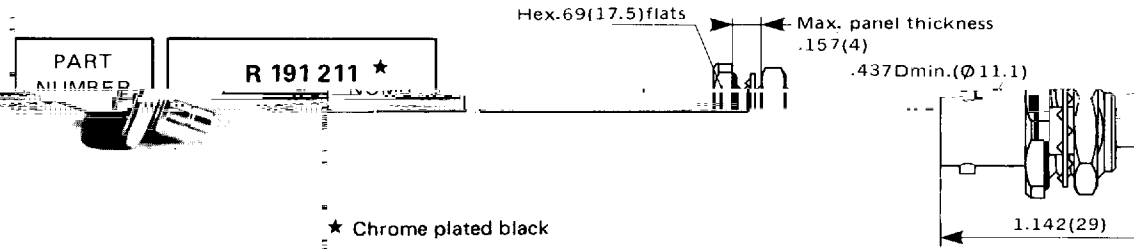
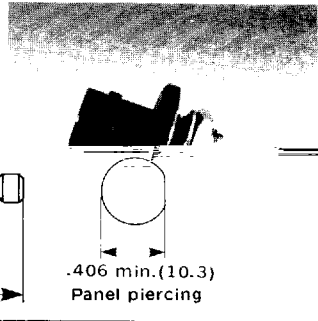
## BNC PLUG to SMA JACK



## BNC PLUG to SMB JACK

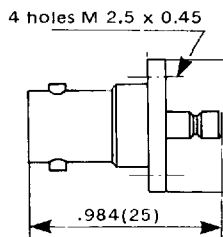

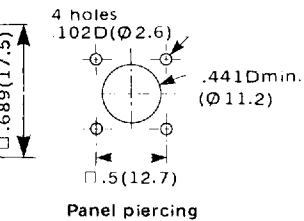


## BNC JACK to SMB JACK Bulkhead feedthrough

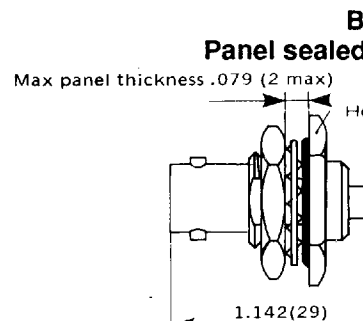


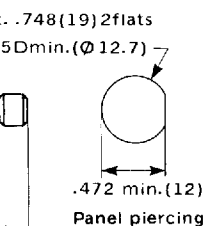


★ Chrome plated black


## BNC JACK to SMB JACK Square flange



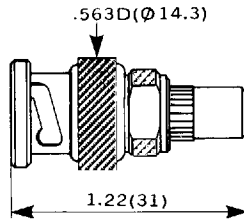
## BNC JACK to SMB JACK bulkhead feedthrough



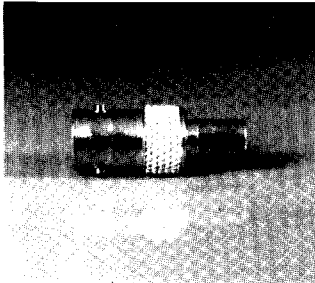
# BNC to SMB/SMC



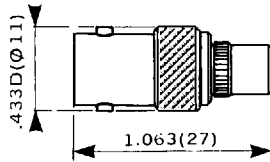
**BNC PLUG to SMB PLUG**




PART NUMBER	R 191 214
-------------	-----------



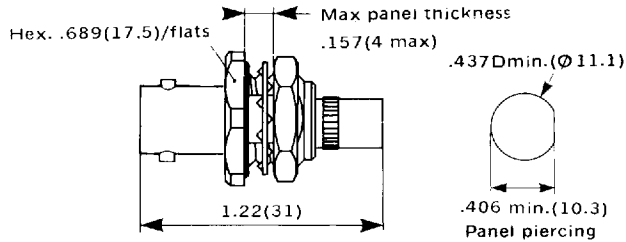
**BNC JACK to SMB PLUG**



PART NUMBER	R 191 215
-------------	-----------




**BNC JACK to SMB PLUG**  
Panel sealed, bulkhead feedthrough

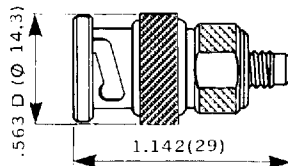


PART NUMBER	R 191 216 ★
-------------	-------------


★ Chrome plated black



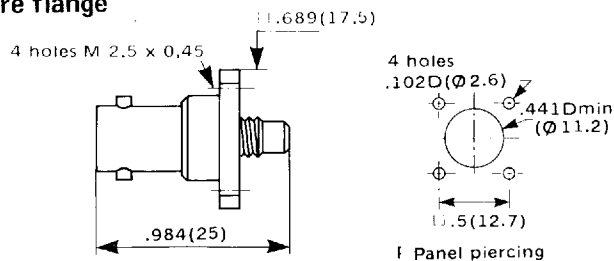
**BNC PLUG to SMC JACK**



PART NUMBER	R 191 117
-------------	-----------



**BNC JACK to SMC JACK**  
Square flange

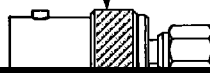


PART NUMBER	R 191 120
-------------	-----------

# BNC to SMC/Contacts

BNC JACK to SMC PLUG

.433D(Ø 11)

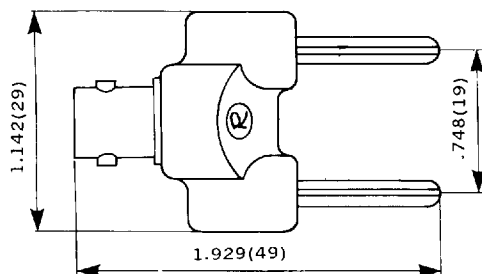



PART  
NUMBER

R 191 123


# BNC to Banana

BNC JACK to 2 BANANA .157D (Ø4)



PART  
NUMBER

R 191 455




## OTHER RADIALL PRODUCTS

- Miniature  
SMA - SMB - SMC
- Standard  
50 and 75  $\Omega$  BNC  
50, 75  $\Omega$  - 18 GHz TNC

50 and 75  $\Omega$  N  
UHF - Twinax


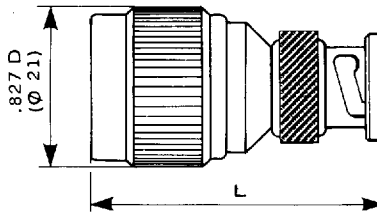
- High voltage
- RF hermetic seal
- RF cable assembly
- Accessories and assembly tools



# N to BNC

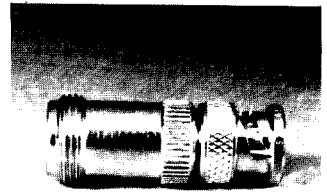
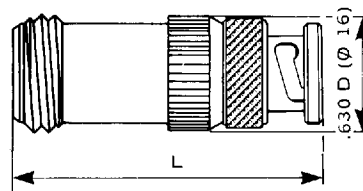
## N PLUG to BNC PLUG

PART NUMBER	R 191 417	R 192 417
Impedance	50 Ω	75 Ω
L	1.535(39)	1.457(37)



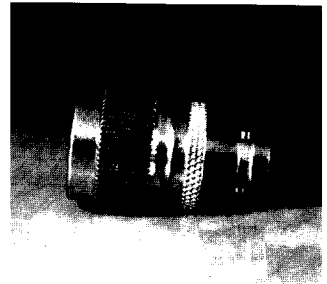
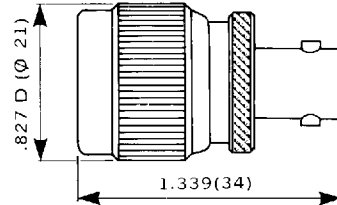
## N JACK to BNC PLUG

PART NUMBER	R 191 419	R 192 419
Impedance	50 Ω	75 Ω
L	1.654(42)	1.496(38)



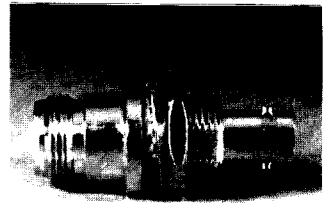
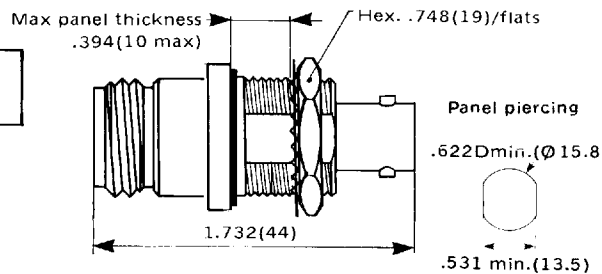
## N PLUG to BNC JACK

PART NUMBER	R 191 421	R 192 421
Impedance	50 Ω	75 Ω




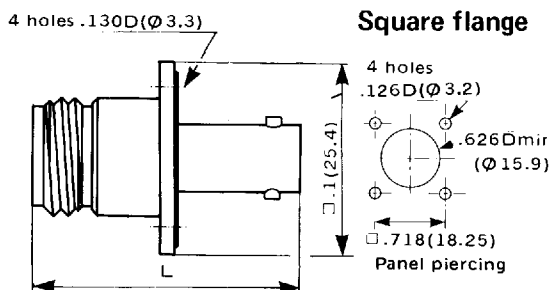
## N JACK to BNC JACK Panel sealed, bulkhead feedthrough

PART NUMBER	R 191 422
-------------	-----------



## N JACK to BNC JACK

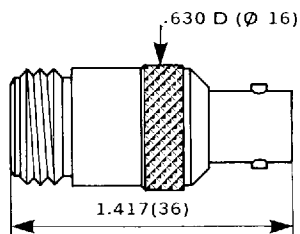
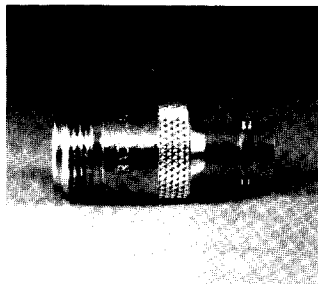
PART NUMBER	R 191 424	R 191 426
Panel sealed	NO	YES
L	1.378(35)	1.575(40)



Gasket only for R 191 426

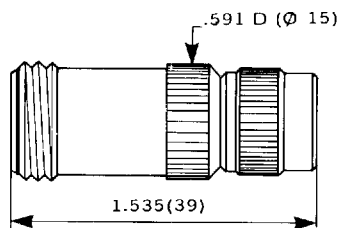
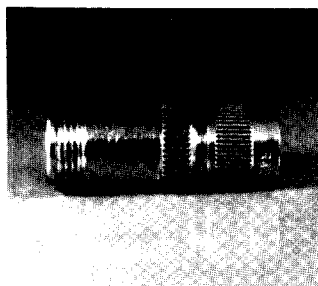
# N to BNC/TNC/C

## N JACK to BNC JACK



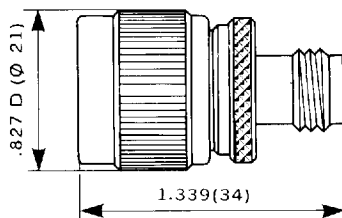

PART NUMBER	<b>R 192 418</b>
Impedance	75 Ω

## N JACK to TNC PLUG



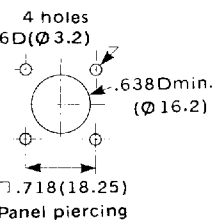
PART NUMBER	<b>R 191 511</b>
VSWR	0 - 11 GHz 1.22 Max.

## N PLUG to TNC JACK



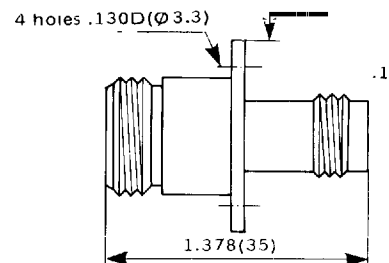

PART NUMBER	<b>R 191 513</b>
VSWR	0 - 11 GHz 1.22 Max.

## N JACK to TNC JACK Square flange




PART NUMBER	<b>R 191 514</b>
-------------	------------------

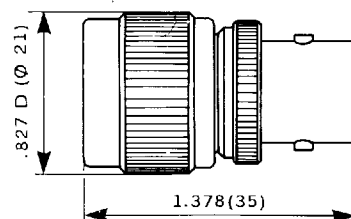
□.1 (25.4)



PART NUMBER	<b>R 191 703</b>
-------------	------------------



## N PLUG to C JACK


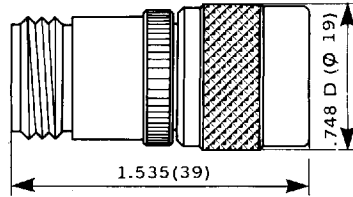




# N to C/1,6/5,6


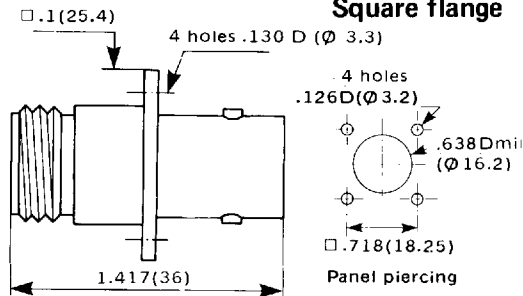
## N JACK to C PLUG

PART NUMBER	R 191 705
-------------	-----------



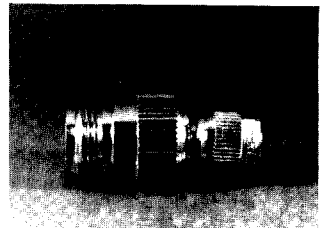
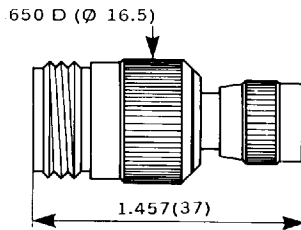
## N JACK to C JACK Square flange

PART NUMBER	R 191 708
-------------	-----------



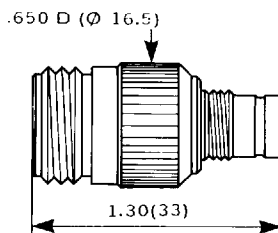
## N JACK to 1,6 / 5,6 PLUG Screw-on

PART NUMBER	R 192 770
Impedance	75 Ω




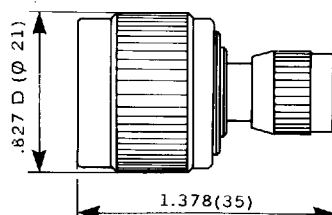
## N JACK to 1,6 / 5,6 JACK Screw-on, snap-on

PART NUMBER	R 192 771
Impedance	75 Ω




## N PLUG to 1,6 / 5,6 PLUG Screw-on

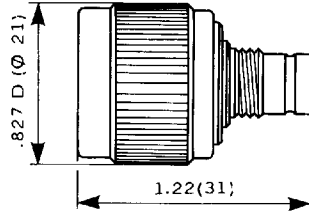
PART NUMBER	R 192 775
Impedance	75 Ω



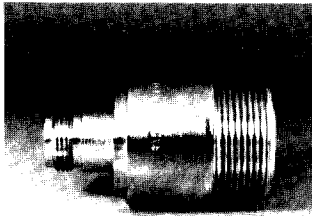
# N to 1,6/5,6/LC/HN



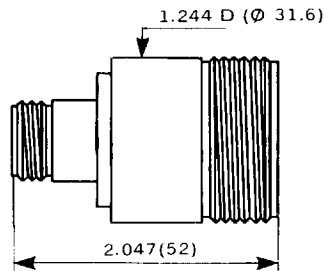
**N PLUG to 1,6/5,6 JACK**  
Screw-on, snap-on




PART NUMBER	R 192 777
Impedance	75 Ω



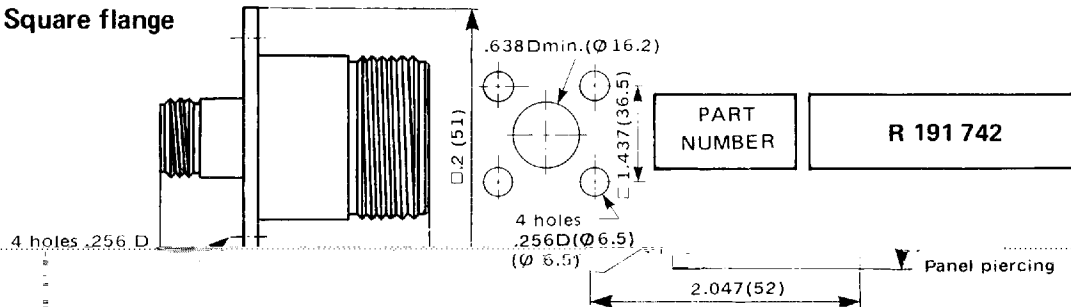
**N JACK to LC JACK**



PART NUMBER	R 191 741
-------------	-----------




**N JACK to LC JACK**  
Square flange

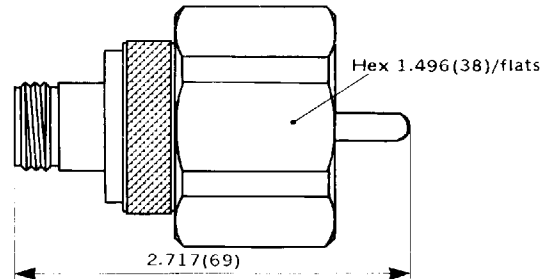


PART NUMBER	R 191 742
-------------	-----------

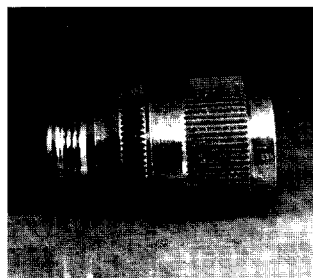
PART NUMBER	R 191 745
-------------	-----------



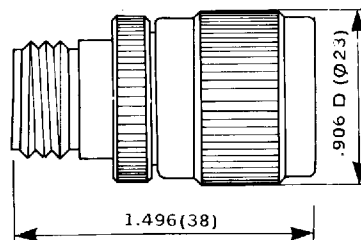
**N JACK to LC PLUG**



PART NUMBER	R 191 737
-------------	-----------




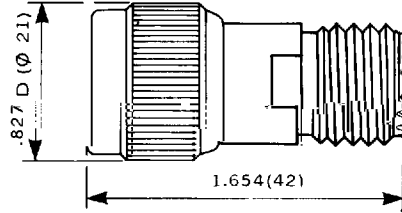
**N JACK to HN PLUG**



# N to UHF/SMA

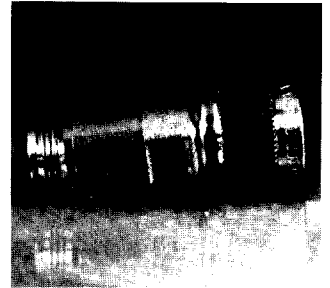
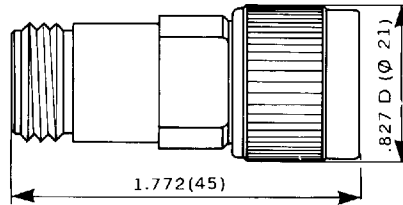
## N PLUG to UHF JACK

PART NUMBER	<b>R 191 731</b>
-------------	------------------




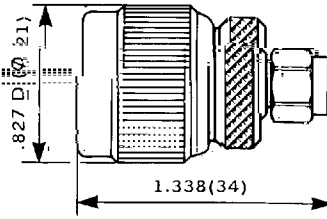
## N JACK to UHF PLUG

PART NUMBER	<b>R 191 733</b>
-------------	------------------



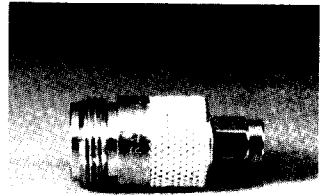
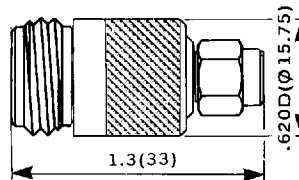
## N PLUG to SMA PLUG

PART NUMBER	<b>R 191 325</b>
VSWR:	0 - 11 GHz 1.06 + 0.005 F (GHz)




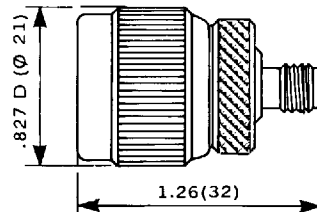
## N JACK to SMA PLUG

PART NUMBER	<b>R 191 327</b>
VSWR	0 - 11 GHz 1.06 + 0.01 F (GHz)



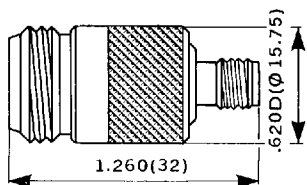
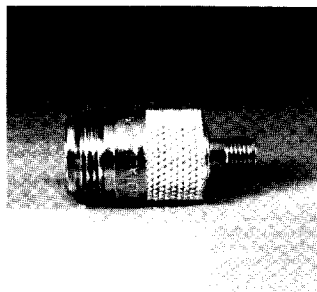
## N PLUG to SMA JACK

PART NUMBER	<b>R 191 329</b>
VSWR	0 - 11 GHz 1.06 + 0.005 F (GHz)



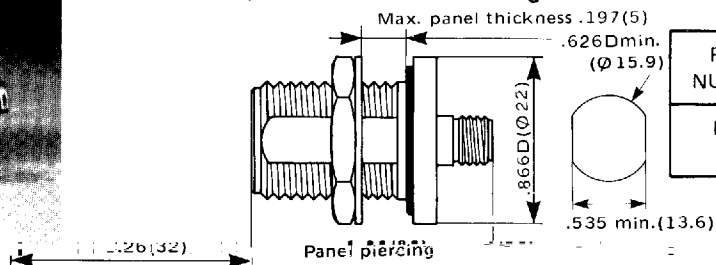

# N to SMA/SMA 3,5

## N JACK to SMA JACK



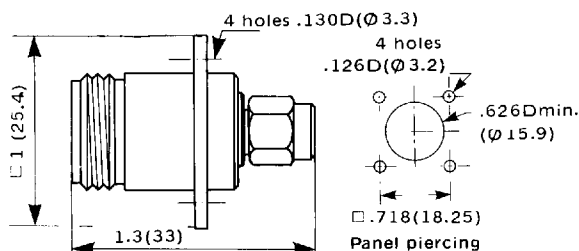
PART NUMBER	<b>R 191 331</b>
VSWR	0 - 11 GHz 1.06 + 0.01 F (GHz)

## N JACK to SMA JACK Panel sealed, bulkhead feedthrough



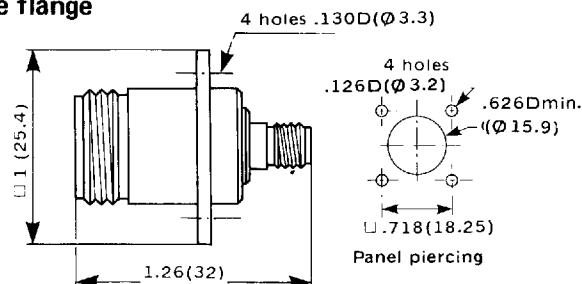
PART NUMBER	<b>R 191 332</b>	<b>R 191 334</b>
Inner seal	NO	YES

## N JACK to SMA PLUG Square flange



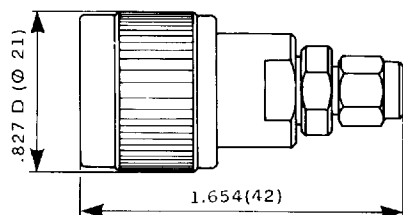
PART NUMBER	<b>R 191 377</b>
-------------	------------------

## N JACK to SMA JACK Square flange






PART NUMBER	<b>R 191 381</b>
-------------	------------------

## N PLUG to SMA 3.5 PLUG




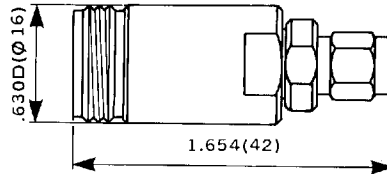
PART NUMBER	<b>R 191 324</b>
VSWR	0 - 18 GHz 1.03 + 0.005 F (GHz)



# N to SMA 3,5/SMB


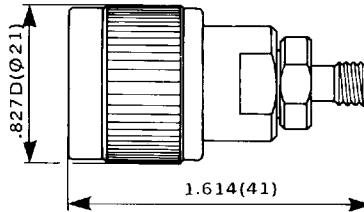
## N JACK to SMA 3.5 PLUG

PART NUMBER	<b>R 191 326</b>
VSWR	0 - 18 GHz 1.03 + 0.005 F (GHz)



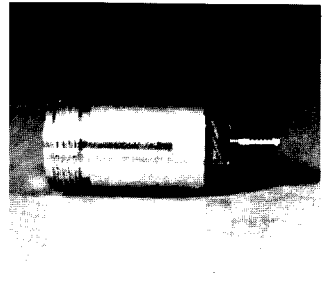
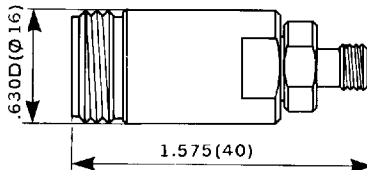
## N PLUG to SMA 3.5 JACK

PART NUMBER	<b>R 191 328</b>
VSWR	0 - 18 GHz 1.03 + 0.005 F (GHz)




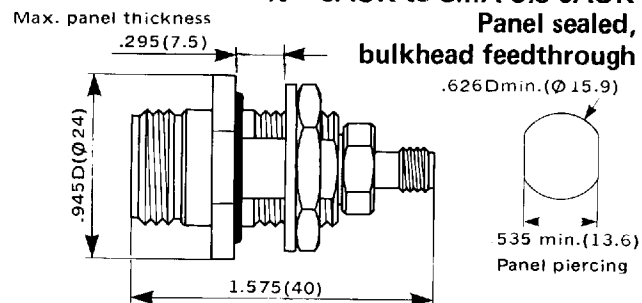
## N JACK to SMA 3.5 JACK

PART NUMBER	<b>R 191 330</b>
VSWR	0 - 18 GHz 1.03 + 0.005 F (GHz)




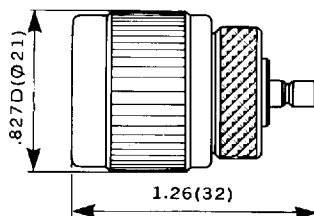
## N JACK to SMA 3.5 JACK

PART NUMBER	<b>R 191 333</b>
VSWR	0 - 18 GHz 1.03 + 0.005 F (GHz)



## N PLUG to SMB JACK


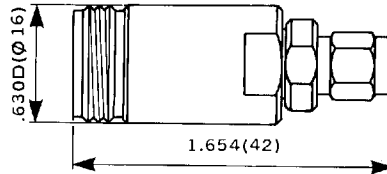
PART NUMBER	<b>R 191 233</b>
VSWR	0 - 4 GHz 1.03 + 0.01 F (GHz)



# N to SMA 3,5/SMB

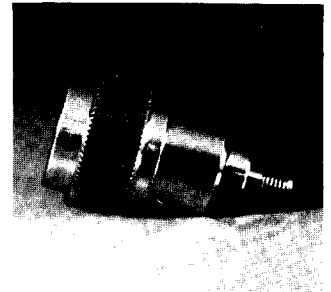
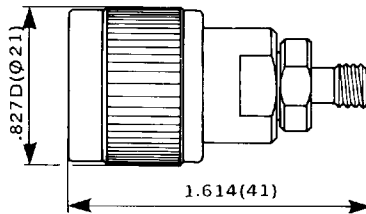
## N JACK to SMA 3.5 PLUG

PART NUMBER	<b>R 191 326</b>
VSWR	0 - 18 GHz 1.03 + 0.005 F (GHz)



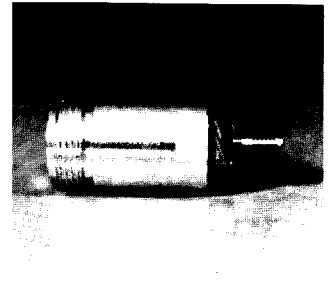
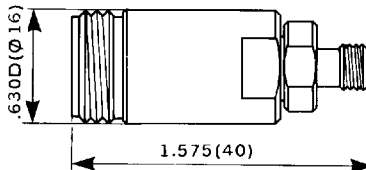
## N PLUG to SMA 3.5 JACK

PART NUMBER	<b>R 191 328</b>
VSWR	0 - 18 GHz 1.03 + 0.005 F (GHz)




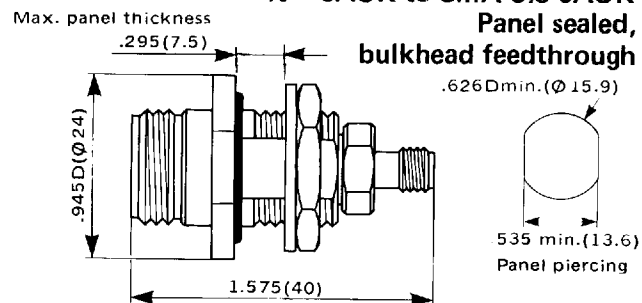
## N JACK to SMA 3.5 JACK

PART NUMBER	<b>R 191 330</b>
VSWR	0 - 18 GHz 1.03 + 0.005 F (GHz)



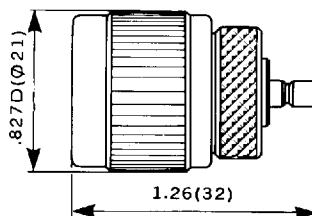
## N JACK to SMA 3.5 JACK

PART NUMBER	<b>R 191 333</b>
VSWR	0 - 18 GHz 1.03 + 0.005 F (GHz)

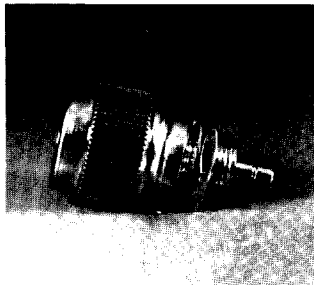


## N PLUG to SMB JACK

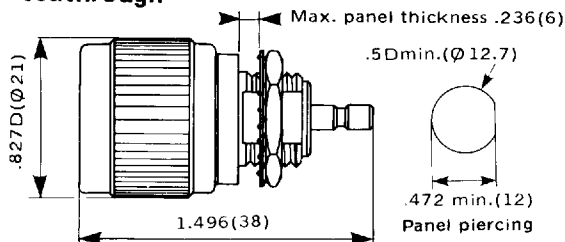
PART NUMBER	<b>R 191 233</b>
VSWR	0 - 4 GHz 1.03 + 0.01 F (GHz)




# N to SMB/SMC



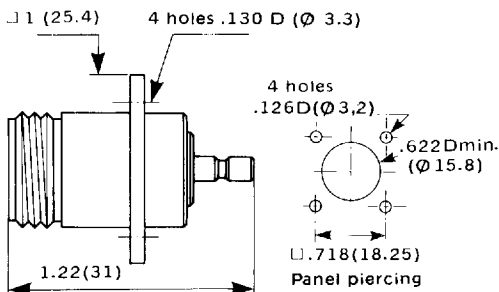
**N PLUG to SMB JACK**  
Bulkhead feedthrough




PART NUMBER	<b>R 191 234</b>
-------------	------------------



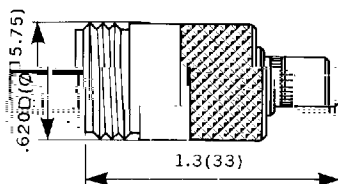
**N JACK to SMB JACK**  
Square flange




PART NUMBER	<b>R 191 236</b>
-------------	------------------



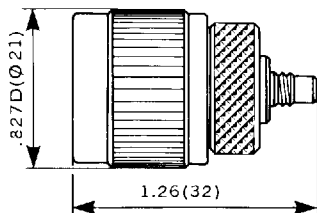
**N JACK to SMB PLUG**




PART NUMBER	<b>R 191 239</b>
VSWR	0 - 4 GHz 1.03 + 0.03 F (GHz)



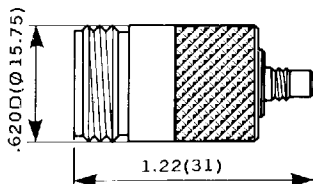
**N PLUG to SMC JACK**



PART NUMBER	<b>R 191 141</b>
VSWR	0 - 11 GHz 1.35 Max.



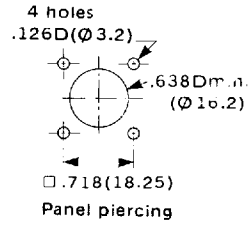
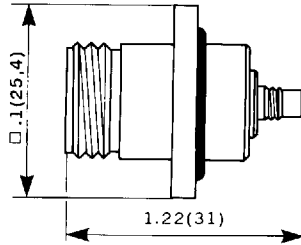

**N JACK to SMC JACK**



PART NUMBER	<b>R 191 143</b>
VSWR	0 - 11 GHz 1.35 Max.

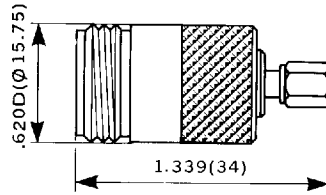

# N to SMC

## N JACK to SMC JACK Panel sealed, square flange



PART NUMBER	<b>R 191 144</b>
VSWR	0 - 11 GHz 1.35 Max.

## N JACK to SMC PLUG

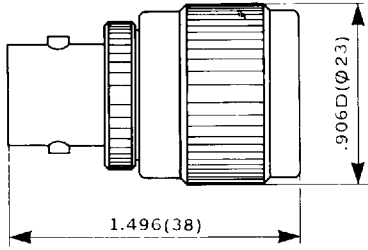
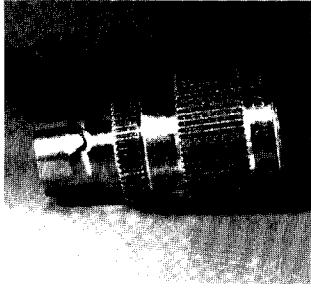


PART NUMBER	<b>R 191 147</b>
VSWR	0 - 11 GHz 1.35 Max.



# C to HN/UHF/SMB

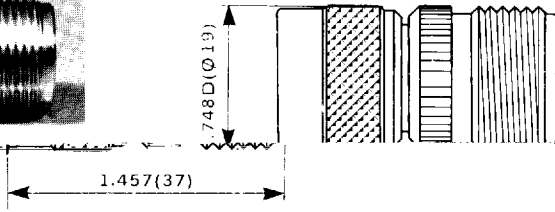
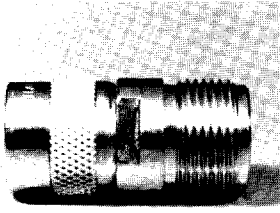
C JACK to HN PLUG



PART  
NUMBER

R 191 931

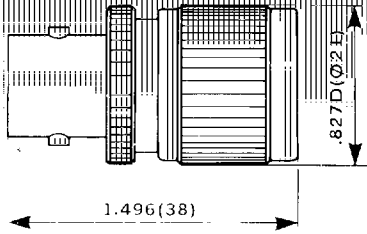
C PLUG to HN JACK



PART  
NUMBER


R 191 933

C JACK to UHF PLUG

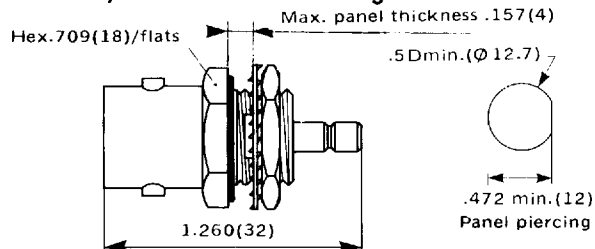


PART  
NUMBER

R 191 921

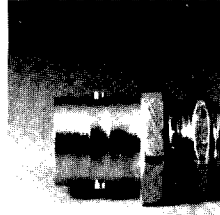


C JACK to SMB JACK  
Panel sealed, bulkhead feedthrough



PART  
NUMBER


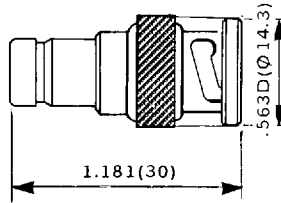
R 191 244



# mQ to BNC/N


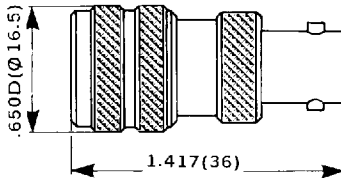
## mQ JACK to BNC PLUG

PART NUMBER R 191 411



## mQ PLUG to BNC JACK

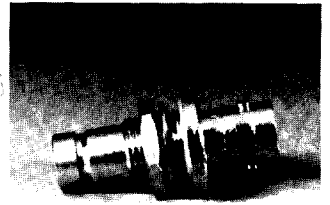
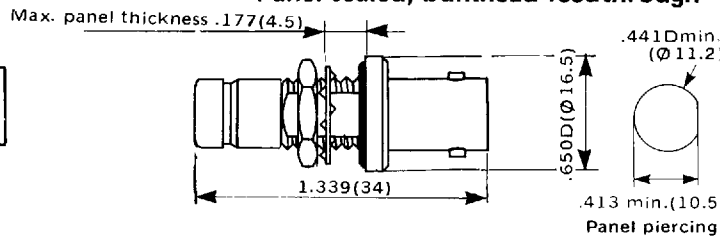
PART NUMBER R 191 413



## mQ JACK TO BNC JACK


Panel sealed, bulkhead feedthrough

PART NUMBER R 191 416



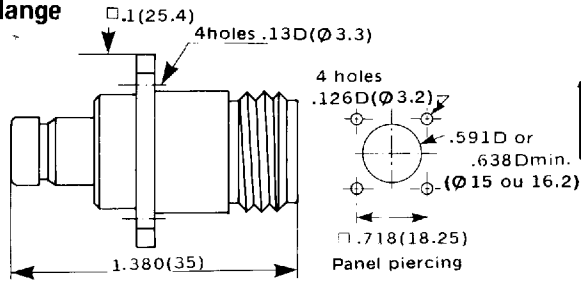
## mQ PLUG to N JACK

PART NUMBER R 191 603



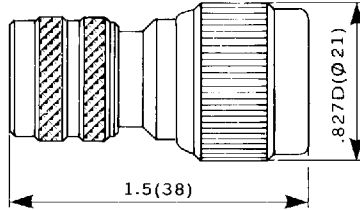
# mQ to N

## mQ JACK to N JACK Square flange



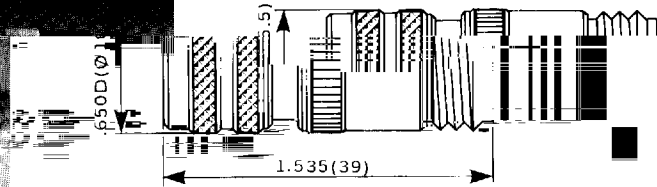
PART NUMBER	R 191 609
-------------	-----------

## mQ PLUG to N PLUG



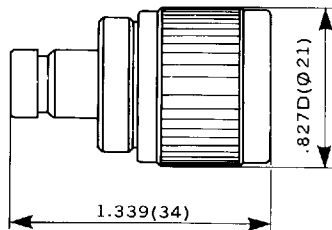
PART NUMBER	R 192 601
Impedance	75 $\Omega$

## mQ PLUG to N JACK



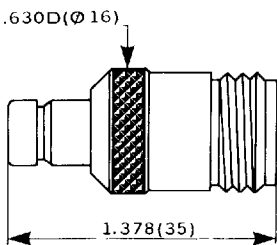
PART NUMBER	R 192 603
Impedance	75 $\Omega$

## mQ JACK to N PLUG

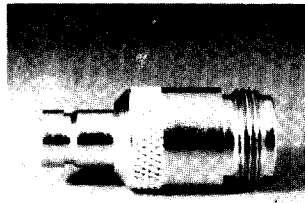


PART NUMBER	R 192 606
Impedance	75 $\Omega$

## mQ JACK to N JACK


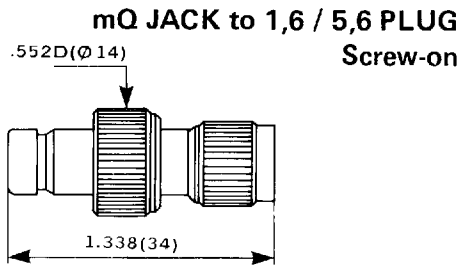


PART NUMBER	R 192 608
Impedance	75 $\Omega$



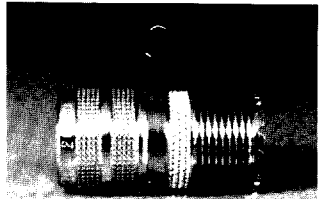
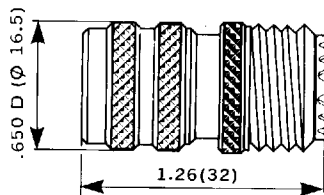
# mQ to 1,6 / 5,6 / UHF / SMB

PART NUMBER	R 192 630
Impedance	75 Ω



PART NUMBER	R 191 630
-------------	-----------

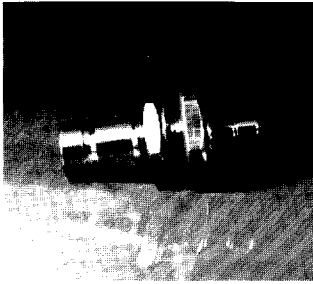
mQ PLUG to UHF JACK



mQ JACK to UHF PLUG

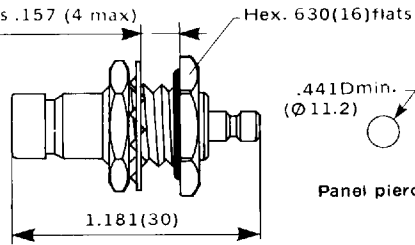


# mQ to SMB



## mQ JACK to SMB JACK Panel sealed, bulkhead feedthrough

Max panel thickness .157 (4 max)




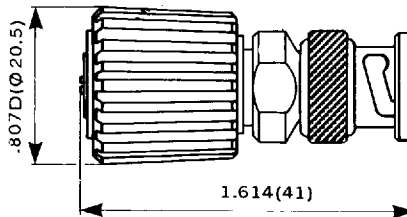
PART  
NUMBER

R 191 228

# APC 7

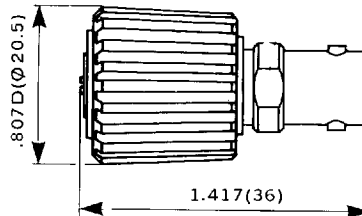
## APC 7® to BNC PLUG

PART NUMBER	<b>R 191 013</b>
VSWR	0 - 4 GHz 1.03 + 0.005 F (GHz)




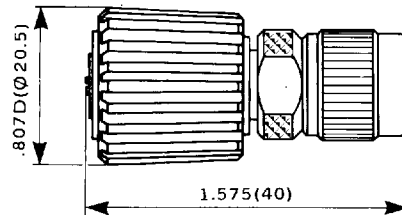
## APC 7® to BNC JACK

PART NUMBER	<b>R 191 015</b>
VSWR	0 - 4 GHz 1.03 + 0.005 F (GHz)



## APC 7® to TNC / TNC 18 GHz PLUG

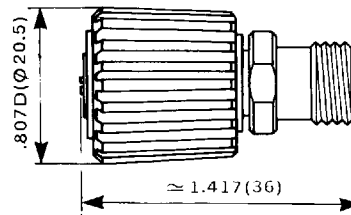
PART NUMBER	<b>R 191 017</b>	<b>R 191 017 700</b>
VSWR	0 - 11 GHz 1.04 + 0.003 F (GHz)	0 - 18 GHz 1.03 + 0.002 F (GHz)
Connector	TNC	TNC 18 GHz



Hexagonal cap for R 191 017 700


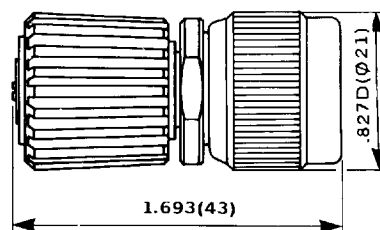
## APC 7® to TNC / TNC 18 GHz JACK

PART NUMBER	<b>R 191 019</b>	<b>R 191 019 700</b>
VSWR	0 - 11 GHz 1.04 + 0.003 F (GHz)	0 - 18 GHz 1.03 + 0.002 F (GHz)
Connector	TNC	TNC 18 GHz



## APC 7® to NP PLUG

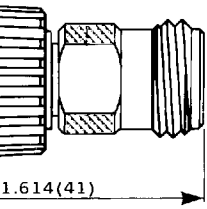
PART NUMBER	<b>R 191 025</b>
VSWR	0 - 18 GHz 1.03 + 0.002 F (GHz)



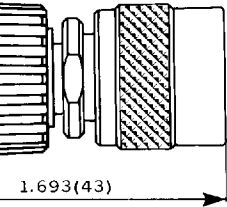
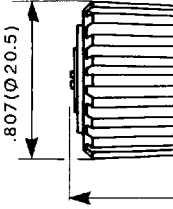

# APC 7

JACK


APC 7® to N 18 GHz



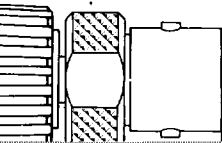
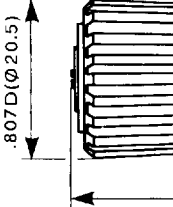
PART NUMBER	<b>R 191 027</b>
VSWR	0 - 18 GHz 1.03 + 0.0015 F (GHz)




PART NUMBER	<b>R 191 029</b>
VSWR	0 - 11 GHz 1.04 + 0.01 F (GHz)



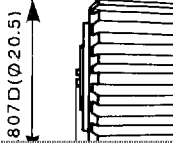
APC 7® to C PLUG



PART NUMBER	<b>R 191 031</b>
VSWR	0 - 11 GHz 1.04 + 0.01 F (GHz)




APC 7® to C JACK

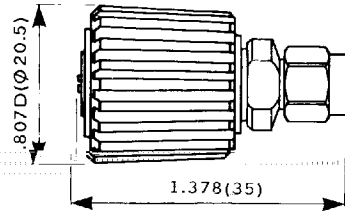


1.693(43)

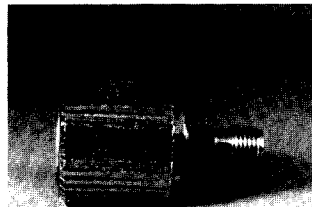
PART NUMBER	<b>R 191 009</b>
VSWR	0 - 18 GHz 1.05 + 0.002 F (GHz)



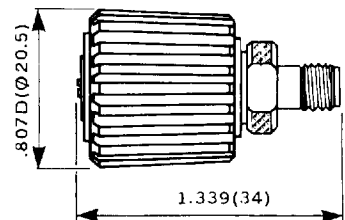
APC 7® - to SMA PLUG



PART NUMBER	<b>R 191 011</b>
VSWR	0 - 18 GHz 1.05 + 0.002 F (GHz)



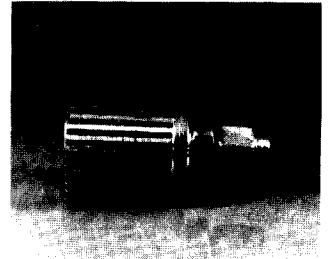
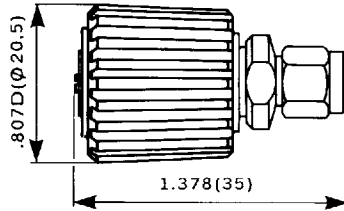
APC 7® to SMA JACK



# APC 7


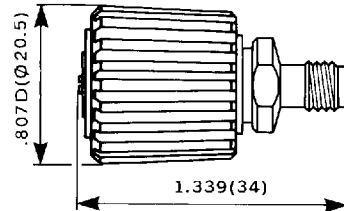
## APC 7<sup>®</sup> to SMA 3.5 PLUG

PART NUMBER	<b>R 191 010</b>
VSWR	0 - 18 GHz 1.03 + 0.003 F (GHz)




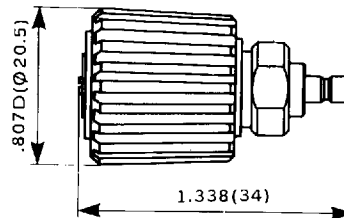
## APC 7<sup>®</sup> to SMA 3.5 JACK

PART NUMBER	<b>R 191 012</b>
VSWR	0 - 18 GHz 1.03 + 0.003 F (GHz)



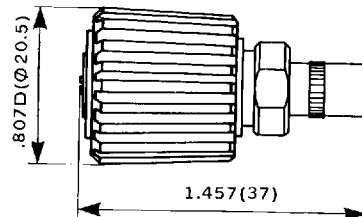
## APC 7<sup>®</sup> to SMB JACK

PART NUMBER	<b>R 191 005</b>
VSWR	0 - 4 GHz 1.03 + 0.01 F (GHz)



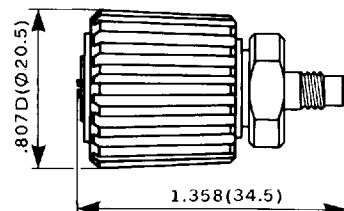
## APC 7<sup>®</sup> to SMB PLUG

PART NUMBER	<b>R 191 007</b>
VSWR	0 - 4 GHz 1.03 + 0.01 F (GHz)



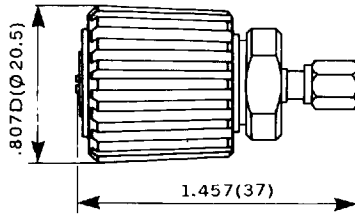

## APC 7<sup>®</sup> to SMC JACK

PART NUMBER	<b>R 191 001</b>
VSWR	0 - 11 GHz 1.07 + 0.01 F (GHz)



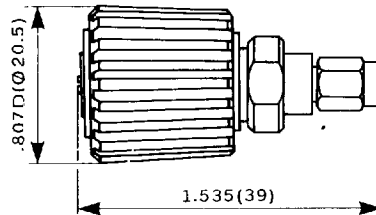
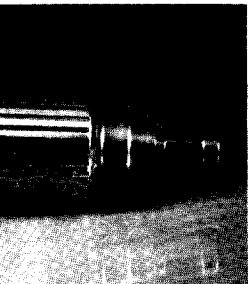


## APC 7® to SMC PLUG



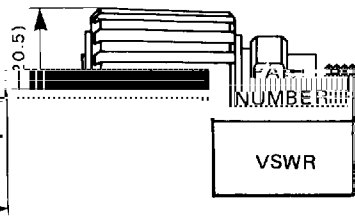
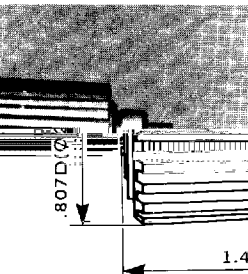
PART NUMBER	R 191 003
VSWR	0 - 11 GHz 1.07 +0.01 F (GHz)

## APC 7® to SSMA PLUG



PART NUMBER	R 191 033
VSWR	0 - 18 GHz 1.03 +0.006 F (GHz)

## APC 7® to SSMA JACK



R 191 035

PART NUMBER	R 191 035
VSWR	0 - 18 GHz 1.03 +0.006 F (GHz)

## N 18 GHz PLUG N 18 GHz JACK

The kit includes 4 sockets and 4 pins



PART NUMBER	R 191 094
VSWR	0 - 18 GHz 1.05 Max.

7 mm  
7 mm



## Данный компонент на территории Российской Федерации

### Вы можете приобрести в компании MosChip.

Для оперативного оформления запроса Вам необходимо перейти по данной ссылке:

<http://moschip.ru/get-element>

Вы можете разместить у нас заказ для любого Вашего проекта, будь то серийное производство или разработка единичного прибора.

В нашем ассортименте представлены ведущие мировые производители активных и пассивных электронных компонентов.

Нашей специализацией является поставка электронной компонентной базы двойного назначения, продукции таких производителей как XILINX, Intel (ex.ALTERA), Vicor, Microchip, Texas Instruments, Analog Devices, Mini-Circuits, Amphenol, Glenair.

Сотрудничество с глобальными дистрибьюторами электронных компонентов, предоставляет возможность заказывать и получать с международных складов практически любой перечень компонентов в оптимальные для Вас сроки.

На всех этапах разработки и производства наши партнеры могут получить квалифицированную поддержку опытных инженеров.

Система менеджмента качества компании отвечает требованиям в соответствии с ГОСТ Р ИСО 9001, ГОСТ РВ 0015-002 и ЭС РД 009

### Офис по работе с юридическими лицами:

105318, г.Москва, ул.Щербаковская д.3, офис 1107, 1118, ДЦ «Щербаковский»

Телефон: +7 495 668-12-70 (многоканальный)

Факс: +7 495 668-12-70 (доб.304)

E-mail: [info@moschip.ru](mailto:info@moschip.ru)

Skype отдела продаж:

moschip.ru

moschip.ru\_4

moschip.ru\_6

moschip.ru\_9