



Main

Range of product	OsiSense XC
Series name	Standard format
Product or component type	Wireless limit switch
Device short name	XCKW
Body type	Fixed
Head type	Plunger head

Complementary

Body material	Plastic
Head material	Plastic
Lever material	Metal
Fixing mode	By 4 screws
Type of operator	Metal spring return roller plunger
Switch actuation	By 30° cam
Type of approach	2 directions lateral approach
Communication network type	ZigBee green power 2.4 GHz conforming to IEEE 802.15.4
Electrical composition code	PW1
Emission power	3 mW
Response time	<= 2 ms
Maximum sensing distance	328.08 ft (100 m) in free field 82.02 ft (25 m) in industrial environment 300 m with external antenna
Contact operation	Snap action
Number of steps	1
Maximum force for tripping	50 N
Maximum actuation speed	1.64 ft/s (0.5 m/s)
Operating rate	<= 60 cyc/mn
Mechanical durability	400000 cycles
Switching operation per year	3600
Width	1.57 in (40 mm)
Height	4.92 in (125 mm)
Depth	1.61 in (41 mm)
Product weight	0.49 lb(US) (0.22 kg)

Environment

electromagnetic compatibility	Immunity for industrial environments Radiated emission Susceptibility to electromagnetic fields: 3 V/m, 80...2700 MHz, distance = 20 m Susceptibility to electromagnetic fields: 10 V/m, 80...2000 MHz Electrostatic discharge immunity test: 6 kV, on contact (on metal parts) Electrostatic discharge immunity test: 8 kV, in free air (in insulating parts)
shock resistance	50 gn (duration = 11 ms) conforming to IEC 60068-2-27
vibration resistance	+/- 10 mm (vibration frequency: 2...11 Hz) conforming to IEC 60068-2-6 25 gn (vibration frequency: 10...500 Hz) conforming to IEC 60068-2-6
IP degree of protection	IP66 conforming to IEC 60529 IP67 conforming to IEC 60529
IK degree of protection	IK05 conforming to EN 50102
ambient air temperature for operation	-13...131 °F (-25...55 °C)

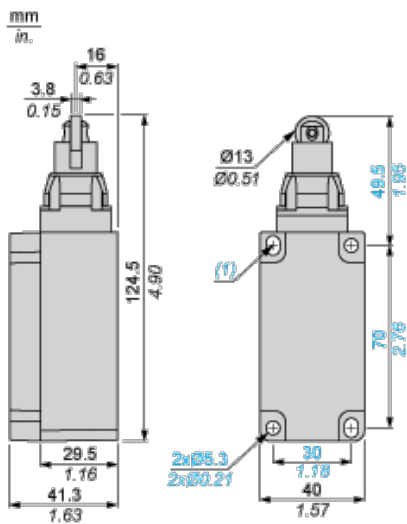
The information provided in this documentation contains general descriptions and/or technical characteristics of the performance of the products contained herein. This documentation is not intended as a substitute for and is not to be used for determining suitability or reliability of these products for specific user applications. It is the duty of any such user or integrator to perform the appropriate and complete risk analysis, evaluation and testing of the products with respect to the relevant specific application or use thereof. Neither Schneider Electric Industries SAS nor any of its affiliates or subsidiaries shall be responsible or liable for misuse of the information contained herein.

ambient air temperature for storage	-40...158 °F (-40...70 °C)
directives	2004/108/EC - electromagnetic compatibility 1999/5/EC - R&TTE directive
standards	EN/IEC 60947-1 EN/IEC 60947-5-1
radio agreement	IC RSS FCC RCM

Offer Sustainability

Not Green Premium product	Not Green Premium product
Compliant - since 1545 - Schneider Electric declaration of conformity	Compliant - since 1545 - Schneider Electric declaration of conformity
Reference not containing SVHC above the threshold	Reference not containing SVHC above the threshold
WARNING: This product can expose you to chemicals including:	WARNING: This product can expose you to chemicals including:
Diisononyl phthalate (DINP), which is known to the State of California to cause cancer, and	Diisononyl phthalate (DINP), which is known to the State of California to cause cancer, and
Di-isodecyl phthalate (DIDP), which is known to the State of California to cause birth defects or other reproductive harm.	Di-isodecyl phthalate (DIDP), which is known to the State of California to cause birth defects or other reproductive harm.
For more information go to www.p65warnings.ca.gov	For more information go to www.p65warnings.ca.gov

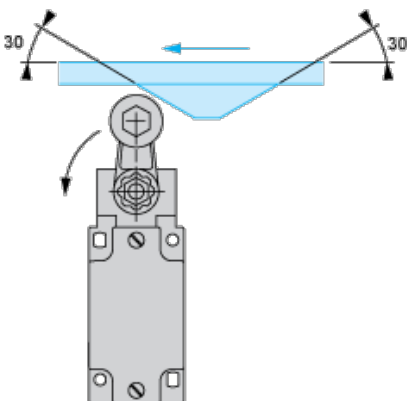
Dimensions



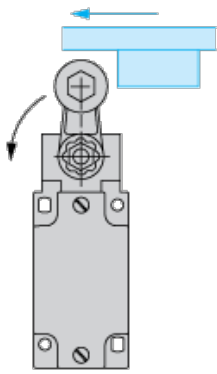
(1) 2 elongated holes 5.3 x 7.3 mm / 0.21 x 0.29 in.

Mounting with Rotary Head and Roller Lever

Recommended Mounting

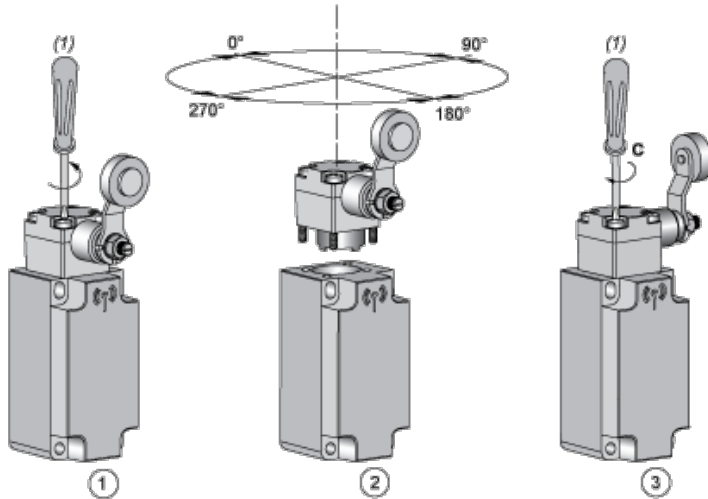


Mounting to be Avoided



Mounting

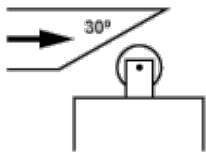
Head Orientation



- (1) PZ1, pozidriv screwdriver, size 1
 C : 1 Nm ($\pm 20\%$) / 8.85 lb-in ($\pm 20\%$)

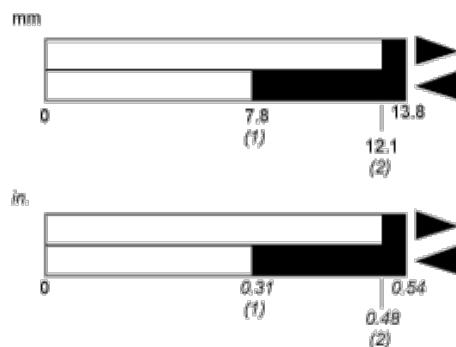
Mounting

Characteristics of Actuation



Technical Description

Functionnal Diagram, Travel Distance



- (1) Reset
 (2) Set

Данный компонент на территории Российской Федерации

Вы можете приобрести в компании MosChip.

Для оперативного оформления запроса Вам необходимо перейти по данной ссылке:

<http://moschip.ru/get-element>

Вы можете разместить у нас заказ для любого Вашего проекта, будь то серийное производство или разработка единичного прибора.

В нашем ассортименте представлены ведущие мировые производители активных и пассивных электронных компонентов.

Нашей специализацией является поставка электронной компонентной базы двойного назначения, продукции таких производителей как XILINX, Intel (ex.ALTERA), Vicor, Microchip, Texas Instruments, Analog Devices, Mini-Circuits, Amphenol, Glenair.

Сотрудничество с глобальными дистрибьюторами электронных компонентов, предоставляет возможность заказывать и получать с международных складов практически любой перечень компонентов в оптимальные для Вас сроки.

На всех этапах разработки и производства наши партнеры могут получить квалифицированную поддержку опытных инженеров.

Система менеджмента качества компании отвечает требованиям в соответствии с ГОСТ Р ИСО 9001, ГОСТ РВ 0015-002 и ЭС РД 009

Офис по работе с юридическими лицами:

105318, г.Москва, ул.Щербаковская д.3, офис 1107, 1118, ДЦ «Щербаковский»

Телефон: +7 495 668-12-70 (многоканальный)

Факс: +7 495 668-12-70 (доб.304)

E-mail: info@moschip.ru

Skype отдела продаж:

moschip.ru

moschip.ru_4

moschip.ru_6

moschip.ru_9