

**Type SWS (6 positions)**

With shock-safe fuseholder 5 x 20 mm, Series-parallel connections for panel mounting, set by screwdriver or coin. Solder terminals or quick connect terminals 2,8 x 0,5 mm



**Typ SWS (6stufig)**

Mit berührungssicherem G-Sich.-Halter 5 x 20 mm, Serie-Parallelschaltung, für Frontplattenmontage, mit Münze oder Schraubenzieher einstellbar. Lötanschlüsse oder Steckanschlüsse 2,8 x 0,5 mm



**Standards / Normen**

IEC/EN 61058-2-5, IEC/EN 60127-6, UL 508, CSA C 22.2/55

**Patents / Patente**

No. 4.072.385 (conc. fuseholder / betrifft G-Sicherungshalter)

**Approvals / Approbationen**

- SEMKO (6,3 A / 250 V) **pending / ausstehend**
- UL (6,3 A / 250 V)
- CSA (10 A / 250 V)

**Order No. / Bestell-Nr.**

See page 6 / Siehe Seite 6

**Type SWP (6 positions)**

Step switch for panel mounting set by screwdriver or coin. Solder terminals



**Typ SWP (6stufig)**

Stufenschaltung für Frontplattenmontage, mit Münze oder Schraubenzieher einstellbar. Lötanschlüsse



**Standards / Normen**

IEC/EN 61058-2-5, UL 508, CSA C 22.2/55

**Approvals / Approbationen**

- SEMKO (6,3 A / 250 V) **pending / ausstehend**
- UL (8 A / 250 V)
- CSA (10 A / 250 V)

**Technical data:**

- Rated voltage/current 6,3 A/250 V
- Material:
  - Socket: thermoplastic, black, UL 94V-0

**Technische Daten**

- Nennspannung/Nennstrom: 6,3 A/250 V
- Material:
  - Sockel: Thermoplast, schwarz, UL 94V-0

Other voltage markings see page 6 (min. order quantity 100 pieces) / Andere Spannungswerte siehe Seite 6 (Bestellmenge min. 100 Stück)

Additional technical data see page 7 / Zusätzliche technische Daten siehe Seite 7

**VOLTAGE SELECTOR SWITCHES / SPANNUNGSWÄHLER**

**Selector charts for voltage selector legends**

**Auswahltabelle für bestehende Spannungswähler-Beschriftungen**



**Table / Tabelle 1**  
**SWA – Series / Serien**

| Order No.<br>Panel<br>mount /<br>Solder terminals | Order No.<br>PCB<br>mount /<br>Front-<br>montage | Legends (Position 1+2)        |       |
|---|--|-------------------------------|-------|
|   |  | Beschriftungen (Position 1+2) |       |
|   |  | 1                             | 2     |
| 0033.4501   | 0033.4601  | 110                           | 220   |
| 0033.4502   |  | 115                           | 220   |
| 0033.4503   | 0033.4603  | 120                           | 240   |
| 0033.4504   | 0033.4604  | 115                           | 230   |
| 0033.4505   |  | 220                           | 240   |
| 0033.4508   |  | 50 Hz                         | 60 Hz |
| 0033.4510   |  | 230                           | 240   |
| 0033.4513   |  | LO                            | HI    |
| 0033.4514   |  |                               |       |
| 0033.4515   | 0033.4615  | 120                           | 230   |
| 0033.4518   |  | 0                             | 1     |
|   | 0033.4619  | 100                           | 230   |
| 0033.4521   |  | A                             | Bv    |
| 0033.4524   |  | Test                          | run   |



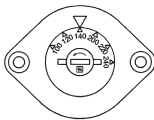
**Table / Tabelle 2**  
**SWM – Series / Serien**

| Order No.<br>Panel<br>mount /<br>Solder terminals | Order No.<br>PCB<br>mount /<br>Front-<br>montage | Legends (Position 1–3)        |      |         |
|---|--|-------------------------------|------|---------|
|   |  | Beschriftungen (Position 1–3) |      |         |
|   |  | 1                             | 2    | 3       |
| 0033.4001   |  | 110                           | 150  | 220     |
| 0033.4002   | 0033.4202  | 110                           | 220  | 240     |
| 0033.4003   |  | 220                           | 240  |         |
| 0033.4004   |  | 200                           | 220  | 240     |
| 0033.4006   |  | 220                           | 240  | 250     |
| 0033.4008   | 0033.4208  | 100                           | 115  | 230     |
| 0033.4011   |  | 220                           | 230  | 240     |
| 0033.4014   | 0033.4214  |                               |      |         |
| 0033.4019   |  | 115                           | 220  | 240     |
| 0033.4028   |  | 220V                          | 230V | 240V    |
| 0033.4032   |  | 4                             | 8    | 16      |
| 0033.4040   |  | 100                           | 110  | 230     |
| 0033.4044   |  | 115                           | 0    | 230     |
| 0033.4049   |  | 230                           | 240  | 250     |
|   | 0033.4252  | 220-240                       | 127  | 100-115 |
|   | 0033.4254  | 230                           | 0    | 200     |
| 0033.4055   |  | 115V                          | 230V | 240V    |
| 0033.4056   |  | 1                             | 2    | 3       |
|   | 0033.4259  | 115                           | 200  | 230     |
| 0033.4057   |  | 100                           | 120  | 230-240 |
| 0033.4062   |  | 110                           |      | 230     |

**Table / Tabelle 3**  
**SWZ – Series / Serien**

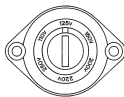
| Order No.<br>Panel<br>mount /<br>Solder terminals | Order No.<br>PCB<br>mount /<br>Front-<br>montage | Legends (Position 1–6)        |     |     |         |     |         |
|---|--|-------------------------------|-----|-----|---------|-----|---------|
|   |  | Beschriftungen (Position 1–6) |     |     |         |     |         |
|   |  | 1                             | 2   | 3   | 4       | 5   | 6       |
| 0033.3501   | 0033.3801  | 150                           | 220 | 130 | 260     | 110 | 240     |
| 0033.3502   |  |                               | 120 | 240 | 110     |     |         |
| 0033.3503   |  |                               | 115 | 230 |         |     |         |
|   | 0033.3803  | 134                           | 200 | 117 | 234     | 100 | 217     |
| 0033.3504   | 0033.3802  | 130                           | 220 | 120 | 240     | 110 | 230     |
|   | 0033.3804  | 127                           | 200 | 115 | 240     | 100 | 220     |
| 0033.3505   | 0033.3805  | 140                           | 200 | 120 | 240     | 100 | 220     |
| 0033.3510   |  | 127                           | 200 | 115 | 240     | 100 | 220     |
|   | 0033.3812  | 100                           | 240 | -   | 220     | 120 | -       |
| 0033.3514   |  |                               |     |     |         |     |         |
|   | 0033.3815  | 120                           | 220 | 100 | 240     |     |         |
| 0033.3518   |  |                               | 220 | 130 |         | 110 | 240     |
|   | 0033.3819  |                               | 220 |     |         | 110 | 240     |
| 0033.3522   |  |                               |     | 110 | 220     |     |         |
| 0033.3527   |  | 0                             | 220 | 120 | 0       | 100 | 230     |
| 0033.3530   |  | 100                           | 240 |     | 220     | 120 |         |
|   | 0033.3833  | 145                           | 210 | 125 | 250     | 105 | 230     |
|   | 0033.3837  |                               | 200 | 120 | 240     | 100 | 220     |
| 0033.3539   |  | 130                           | 200 | 115 | 230     | 100 | 215     |
|   | 0033.3839  | 130                           | 200 | 115 | 230     | 100 | 215     |
|   | 0033.3843  |                               |     |     |         |     |         |
|   | 0033.3845  |                               |     | 120 | 240     | 100 | 230     |
|   | 0033.3846  | 120                           | 220 | 115 | 230     | 110 | 225     |
| 0033.3547   |  |                               | 200 | 120 | 240     | 100 |         |
| 0033.3549   |  | 100                           | 0   | 117 | 220     | 100 | 240     |
| 0033.3553   |  | 140                           | 200 | 120 | 240     | 100 | 230     |
| 0033.3555   |  |                               |     | 120 | 240     | 100 | 220     |
| 0033.3558   |  | 140                           | 200 | 120 | 230/240 | 100 | 220/230 |
| 0033.3560   |  | 127                           | 220 | 115 | 240     | 110 | 230     |

**Table / Tabelle 4**  
**SWS – Series / Serien**



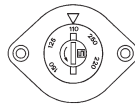
| Order No. /<br>Solder term./<br>Lötanschl. | Bestell-Nr.<br>Quick con term./<br>Flachstecker | Legends / Beschriftungen (Pos. 1–6) |     |     |     |     |     |
|--|---|-------------------------------------|-----|-----|-----|-----|-----|
|  |   | 1                                   | 2   | 3   | 4   | 5   | 6   |
| 0033.6001                                  | 0033.6101                                       | 150                                 | 220 | 130 | 260 | 110 | 240 |
| 0033.6003                                  |   |                                     |     | 110 | 220 |     |     |
| 0033.6004                                  | 0033.6104                                       | 140                                 | 200 | 120 | 240 | 100 | 220 |
| 0033.6006                                  |   | 130                                 | 220 | 120 | 240 | 110 | 230 |
| 0033.6009                                  |   | 127                                 | 200 | 115 | 240 | 100 | 220 |
| 0033.6015                                  |   |                                     | 120 | 240 | 100 | 220 |     |
| 0033.6016                                  |   |                                     | 220 | 120 |     | 240 |     |
| 0033.6019                                  |   |                                     | 200 | 120 | 240 | 100 | 220 |
| 0033.6022                                  | 0033.6122                                       |                                     | 220 | 120 |     | 100 | 240 |
| 0033.6024                                  |   | 130                                 | 200 | 115 | 230 | 100 | 220 |
| 0033.6026                                  |   | 120                                 | 220 |     |     | 100 | 240 |
|  | 0033.6127                                       |                                     | 240 | 100 |     | 120 | 220 |
| 0033.6030                                  |   |                                     | 200 | 115 | 230 | 100 | 215 |
| 0033.6031                                  |   |                                     | 220 |     |     | 110 | 240 |

**Table / Tabelle 5**  
**SWP – Series / Serien**



| Order No. /<br>Bestell-Nr. | Legends / Beschriftungen (Pos. 1–6) |      |      |      |      |      |
|----------------------------|-------------------------------------|------|------|------|------|------|
|                            | 1                                   | 2    | 3    | 4    | 5    | 6    |
| 0033.1101                  | 110V                                | 125V | 145V | 160V | 220V | 250V |
| 0033.1104                  |                                     |      |      |      |      |      |
| 0033.1108                  | A00L                                | A51L | A27L |      | 220V | 240V |
| 0033.1109                  | 100V                                | 115V | 120V | 220V | 240V |      |
| 0033.1110                  | 100V                                | 115V | 200V | 220V | 230V | 240V |
| 0033.1113                  | 100V                                | 115V | 125V | 200V | 220V | 240V |
| 0033.1118                  |                                     | 100V | 115V | 220V | 240V |      |
| 0033.1119                  | 100V                                | 110V | 120V | 200V | 220V | 240V |
| 0033.1120                  | 100V                                | 110V | 220V | 240V |      |      |
| 0033.1125                  | 110V                                | 115V | 130V | 200V | 230V |      |
| 0033.1127                  | 100V                                | 120V | 200V | 220V | 230V | 240V |
| 0033.1128                  | 100V                                | 110V | 120V | 127V | 220V | 240V |
| 0033.1130                  | 100V                                | 110V | 120V | 125V | 230V | 240V |
| 0033.1133                  | 4 Ω                                 | 8 Ω  | 16 Ω |      |      |      |
| 0033.1134                  | 110V                                | 220V | 230V |      |      |      |
| 0033.1135                  | 100                                 | 120  | 200  | 230  | 0    | 0    |
| 0033.1136                  | 100                                 | 120  | 200  | 208  | 230  | 0    |
| 0033.1137                  | 100                                 | 115  | 230  | 240  |      |      |
| 0033.1140                  | 1                                   | 2    | 3    | 4    | 5    | 0    |

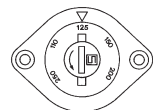
**Table / Tabelle 6**  
**SWG – Series / Serien**



| Order No. /<br>Bestell-Nr. | Legends / Beschriftungen (Position 1–6) |      |      |      |      |      |
|----------------------------|---|------|------|------|------|------|
|                            | 1                                       | 2    | 3    | 4    | 5    | 6    |
| 0033.2500                  | 110                                     | 125  | 150  | 200  | 220  | 250  |
| 0033.2506                  | 208                                     | 220  | 240  |      |      |      |
| 0033.2507                  | 100                                     | 110  | 120  | 200  | 220  | 240  |
| 0033.2510                  | 100                                     | 115  | 220  | 230  | 240  |      |
| 0033.2511                  | 200V                                    | 208V | 220V | 230V | 240V | NC   |
| 0033.2512                  | 100V                                    | 120V | 200V | 220V | 240V |      |
| 0033.2514                  |   |      |      |      |      |      |
| 0033.2517                  | 240V                                    | 230V | 220V | 208V | 115V | 100V |
| 0033.2520                  | 100                                     | 115  | 220  | 240  |      |      |

**Fuse Cap FEU has to be ordered separately:**  
Sicherungskopf FEU muss separat bestellt werden:  
0031.1663 for fuse 5 x 20 mm  
0031.1661 for fuse 6.3 x 32 mm




























**Table / Tabelle 7**  
**SWK – Series / Serien**



| Order No. /<br>Bestell-Nr. | Legends / Beschriftungen (Position 1–6) |      |      |      |      |      |
|----------------------------|---|------|------|------|------|------|
|                            | 1                                       | 2    | 3    | 4    | 5    | 6    |
| 0033.1500                  | 110                                     | 125  | 150  | 200  | 220  | 250  |
| 0033.1502                  |   |      |      | 220  | 230  | 240  |
| 0033.1504                  | 100                                     | 110  | 120  | 200  | 220  | 240  |
| 0033.1510                  | 1                                       | 2    | 3    | 4    | 5    | 6    |
| 0033.1511                  | 100                                     | 110  | 120  | 220  | 230  | 240  |
| 0033.1513                  | 200                                     | 208  | 220  | 230  | 240  |      |
| 0033.1514                  |   |      |      |      |      |      |
| 0033.1515                  | 110                                     | 130  | 220  | 240  |      |      |
| 0033.1517                  | 100                                     | 120  | 220  | 240  |      |      |
| 0033.1518                  |   | 100  | 120  | 220  | 240  |      |
| 0033.1520                  | 100                                     | 115  | 220  | 240  |      |      |
| 0033.1523                  | 100V                                    | 120V | 200V | 220V | 230V | 240V |
| 0033.1525                  | 200                                     | 220  | 230  | 240  | 250  |      |

**No articles from stock, minimum order quantity 100 pieces /  
Keine Lagerartikel, Bestellmenge min. 100 Stück**

## VOLTAGE SELECTOR SWITCHES / SPANNUNGSWÄHLER

| Type / Typ   |                    |                    |                    |                    |                    |                      |                    |                    |                    |                    |
|--|---|---|---|---|---|--|---|---|---|---|
| Page / Seite   | 1   | 1   | 2   | 2   | 3   | 3  | 4   | 4   | 5   | 5   |
| SEMKO-Approval: pending /<br>Zulassung: ausstehend   |  6,3A/250V<br>50Hz |  6,3A/250V<br>50Hz |  6,3A/250V<br>50Hz |  6,3A/250V<br>50Hz |  6,3A/250V<br>50Hz |  6,3 A/250 V<br>50Hz |  6,3A/250V<br>50Hz |  6,3A/250V<br>50Hz |  6,3A/250V<br>50Hz |  6,3A/250V<br>50Hz |
| UL-Recognition   |  6,3A/250V<br>60Hz |  6,3A/250V<br>60Hz |  10 A/250V<br>60Hz |  10 A/250V<br>60Hz |  10 A/250V<br>60Hz |  10 A/250V<br>60Hz   |  10 A/250V<br>60Hz |  10 A/250V<br>60Hz |  6,3A/250V<br>60Hz |  6,3A/250V<br>60Hz |
| CSA-Certification  |  6,3A/250V<br>60Hz |  6,3A/250V<br>60Hz |  6,3A/250V<br>60Hz |  6,3A/250V<br>60Hz |  6,3A/250V<br>60Hz |  8 A/250V<br>60Hz    |  10 A/250V<br>60Hz |  10 A/250V<br>60Hz |  10 A/250V<br>60Hz |  10 A/250V<br>60Hz |
| Panel mounting /<br>Frontplattenmontage  | •   |   | •   |   | •   | •  | •   |   | •   | •   |
| PCB mounting /<br>Leiterplattenmontage   |   | •   |   | •   |   |  |   | •   |   |   |
| Shock-safe fuseholder for<br>5 x 20 mm fuse-links /<br>Berührungssicherer G-Sicherungs-<br>halter für 5 x 20 mm G-Sich.einsätze  |   |   |   |   | •   |  |   |   | •   | •   |
| Shock-safe fuseholder for<br>6,3 x 32 mm (1/4" x 1 1/4") fuse-links<br>Berührungssicherer G-Sicherungsh.<br>für 6,3 x 32 mm G-Sich.einsätze  |   |   |   |   |   |  |   |   |   | •   |
| Solder terminals /<br>Lötanschlüsse  | •   |   | •   |   | •   | •  | •   |   | •   | •   |
| Quick connect terminals /<br>Steckanschlüsse<br>2,8 x 0,5 mm   |   |   |   |   | •   |  |   |   |   |   |
| Number of different voltages /<br>Anzahl möglicher Spannungen  | 2   | 2   | 6   | 6   | 6   | 6  | 3   | 3   | 6   | 6   |
| Operating cycles /<br>Anzahl Schaltzyklen  | 300   | 300   | 300   | 300   | 300   | 300  | 300   | 300   | 300   | 300   |
| Insulation resist. at 500 V DC/1 Min. /<br>Isolationswiderst. bei 500 V DC/1 Min.  | > 10 <sup>4</sup> MΩ  | > 10 <sup>4</sup> MΩ  | > 10 <sup>4</sup> MΩ  | > 10 <sup>3</sup> MΩ  | > 10 <sup>4</sup> MΩ  | > 10 <sup>3</sup> MΩ   | > 10 <sup>4</sup> MΩ  | > 10 <sup>4</sup> MΩ  | > 10 <sup>4</sup> MΩ  | > 10 <sup>4</sup> MΩ  |
| Contact-resistance /<br>Durchgangswiderstand   | < 10 mΩ   | < 10 mΩ   | < 10 mΩ   | < 10 mΩ   | < 10 mΩ   | < 10 mΩ  | < 10 mΩ   | < 10 mΩ   | < 10 mΩ   | < 10 mΩ   |
| Dielectric strenght between metal<br>mounting plate and live parts<br>50 Hz, 1 Min. /<br>Spannungsfestigkeit zwischen Me-<br>tallmontageplatte und unter Span-<br>nung stehenden Teilen 50 Hz, 1 Min.      | >4 kV   | >4 kV   | >4 kV   | >4 kV   | >4 kV   | >4 kV  | >4 kV   | >4 kV   | >4 kV   | >4 kV   |
| Dielectric strenght between live<br>parts of different potentials<br>50 Hz, 1 Min. /<br>Spannungsfestigkeit zwischen unter<br>Spannung stehenden Teilen mit un-<br>terschiedlichem Potential 50 Hz, 1 Min. | >2 kV   | >2 kV   | >2 kV   | >2 kV   | >2 kV   | >2,5 kV  | >2 kV   | >2 kV   | >2 kV   | >2 kV   |
| Clearance and creepage distances /<br>Kriech- und Luftstrecken   | > 3 mm  | > 3 mm  | > 3 mm  | > 3 mm  | > 3 mm  | > 5 mm   | > 3 mm  | > 3 mm  | > 3 mm  | > 3 mm  |
| Temperature<br>(+55 °C for accessible parts only) /<br>Temperaturbereich<br>(+55 °C für leicht zugängliche Teile)  | -40 °C ÷<br>+85 °C  | -40 °C ÷<br>+85 °C  | -40 °C ÷<br>+85 °C  | -40 °C ÷<br>+85 °C  | -40 °C ÷<br>+70 °C  | -40 °C ÷<br>+85 °C   | -40 °C ÷<br>+85 °C  | -40 °C ÷<br>+85 °C  | -40 °C ÷<br>+85 °C  | -40 °C ÷<br>+70 °C  |
| Protection class II: / Schutzklasse II:<br>IEC 61140   | •   | •   | •   | •   | •   |  | •   | •   | •   | •   |
| Shocksafe category: /<br>Berührungsschutz Kategorie  |   |   |   |   | PC 2  |  |   |   | PC 2  | PC 2  |
| Step switch /<br>Stufenschaltung   |   |   |   |   |   | •  | •   | •   | •   | •   |
| Series-parallel connections /<br>Serie-Parallelschaltung   | •   | •   | •   | •   | •   |  |   |   |   |   |

## Данный компонент на территории Российской Федерации

### Вы можете приобрести в компании MosChip.

Для оперативного оформления запроса Вам необходимо перейти по данной ссылке:

<http://moschip.ru/get-element>

Вы можете разместить у нас заказ для любого Вашего проекта, будь то серийное производство или разработка единичного прибора.

В нашем ассортименте представлены ведущие мировые производители активных и пассивных электронных компонентов.

Нашей специализацией является поставка электронной компонентной базы двойного назначения, продукции таких производителей как XILINX, Intel (ex.ALTERA), Vicor, Microchip, Texas Instruments, Analog Devices, Mini-Circuits, Amphenol, Glenair.

Сотрудничество с глобальными дистрибьюторами электронных компонентов, предоставляет возможность заказывать и получать с международных складов практически любой перечень компонентов в оптимальные для Вас сроки.

На всех этапах разработки и производства наши партнеры могут получить квалифицированную поддержку опытных инженеров.

Система менеджмента качества компании отвечает требованиям в соответствии с ГОСТ Р ИСО 9001, ГОСТ РВ 0015-002 и ЭС РД 009

### Офис по работе с юридическими лицами:

105318, г.Москва, ул.Щербаковская д.3, офис 1107, 1118, ДЦ «Щербаковский»

Телефон: +7 495 668-12-70 (многоканальный)

Факс: +7 495 668-12-70 (доб.304)

E-mail: [info@moschip.ru](mailto:info@moschip.ru)

Skype отдела продаж:

moschip.ru

moschip.ru\_4

moschip.ru\_6

moschip.ru\_9