


Star Point Relay SPR

- Full, symmetric star-point disconnection of an electric power steering motor
- Limiting continuous current 90A at 85°C
- Disconnection of high over-currents up to 200A in 12VDC and up to 60A in 36VDC power nets
- Contact arrangement fulfills 42VDC power net requirements
- Optimized dimensions: lhw (in mm) 32x18.5x18
- Resistant against high ambient temperature up to 125°C
- Contact resistance typ. <2mΩ per path for load current 20A after fritting

Typical applications
All EPA/EPS applications.



F135_fw3b

Contact Data

Contact arrangement	1 form 3, 3 NO
Rated voltage	12VDC
Max. switching voltage	depends on load parameters ^{A)}
Rated current	120A
Limiting continuous current ¹⁾	
23°C	120A
85°C	90A
125°C	60A
Limiting breaking current	200A ²⁾
Breaking capacity max.	>10 ops. at 200A
Contact material	AgNi0.15
Contact style	triple
Min. recommended contact load ⁵⁾	1A at 5VDC
Initial voltage drop, after fritting with 90A for 30s	<180mV at 90A
Operate/release time max. ³⁾	<20/10ms
Bounce time max. ³⁾	see footnote ³⁾
Electrical endurance	
120A, dry switching ⁴⁾ at 23°C, 500ms on/off	>2x10 ⁵ ops.
Mechanical endurance	>10 ⁶ ops.

Contact Data (continued)

- A) Please contact TE relay application engineer.
- 1) Max. terminal temperatures up to 180°C are allowed. Final temperatures depend on the leadframe layout.
 - 2) Without relay coil voltage: suppression component (see Application Note "Automotive Applications".
 - 3) Release and bounce time depend on component in parallel to the coil, please contact application support.
 - 4) Load only carried, not switched!
 - 5) See Application Note "Diagnostics of Relays"

Coil Data

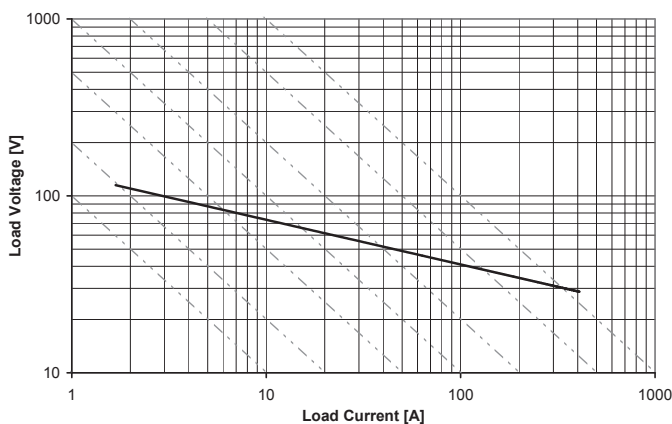
Coil voltage range	12VDC
Max. coil temperature	<180°C

Coil versions, DC coil

Coil code	Rated voltage VDC	Operate voltage VDC	Release voltage VDC	Coil resistance Ω±10%	Rated coil power W
001	12	6.4	1	150	0.96
002	10	5.2	0.8	97	1.03

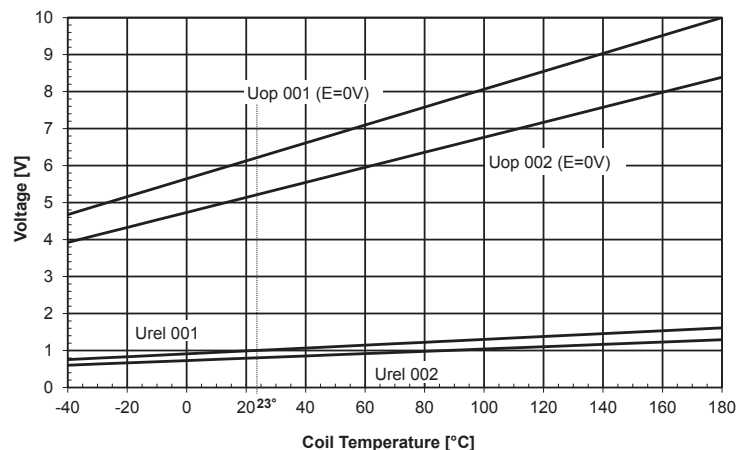
All figures are given for coil without preenergization, at ambient temperature +23°C.

Max. DC load breaking capacity



Load limit Curve II: valid for load path through pin 4 and pin 5, no coil suppression used.

Coil operating range



Does not take into account the temperature rise due to the contact current
E = pre-energization

Star Point Relay SPR (Continued)

Insulation Data

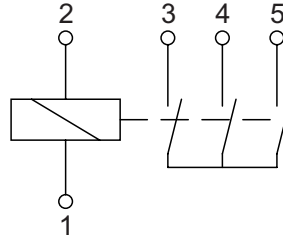
Initial dielectric strength between contact and coil	500VAC _{rms}
---	-----------------------

Other Data

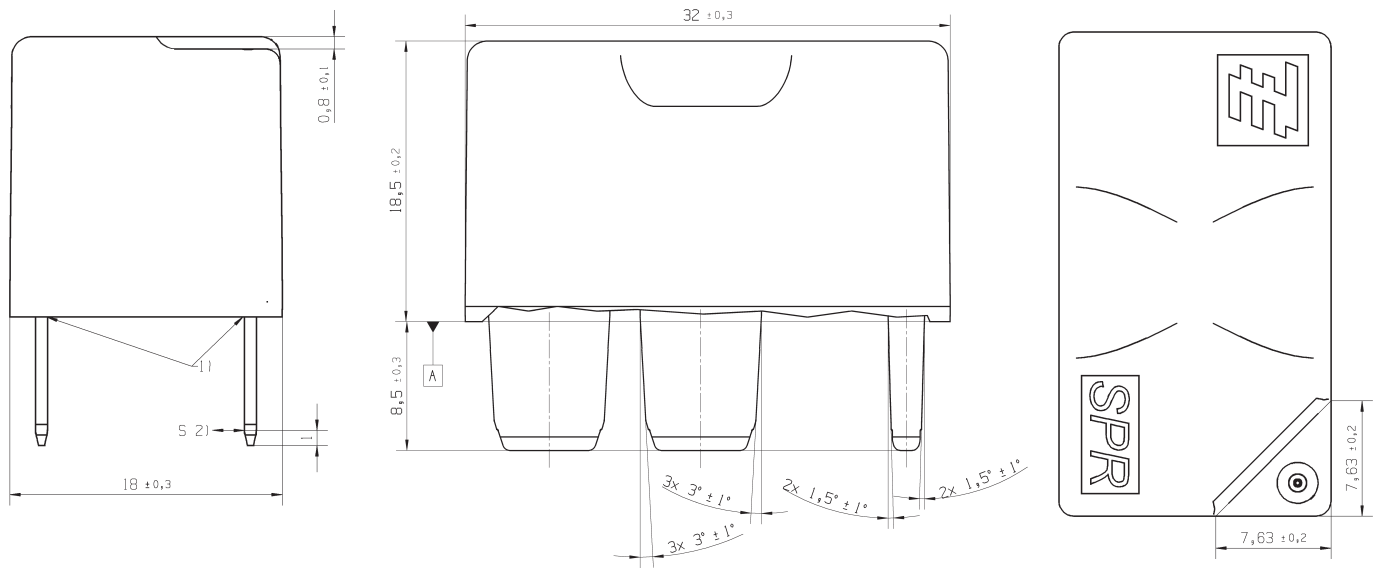
EU RoHS/ELV compliance	compliant
Ambient temperature	-40°C to 125°C
Cold storage, IEC 60068-2-1	2000h; -40°C
Dry heat, IEC 60068-2-2	500h; +135°C
Temperature cycling (shock), IEC 60068-2-14, Na	500 cycles; -40/+135°C
Damp heat cyclic, IEC 60068-2-30, Db, Variant 1	83 cycles (2000h) 25°C/55°C/93%RH
Flowing mixed gas corrosion test, IEC 60068-2-60, Ke, method 1	10 days
Degree of protection	IP67 (IEC 60529), RT III (IEC 61810)
Vibration resistance (functional), IEC 60068-2-64 (random) energized	20 to 1000Hz >6g ms
IEC 60068-2-64 (random) not energized	20 to 1000Hz >4g ms
Shock resistance (functional), IEC 60068-2-27 (half sine) 6ms, energized	>40g
IEC 60068-2-27 (half sine) 6ms, not energized	>10g
Mounting	welding process on leadframe
Weight	approx. 30g (1.06oz)
Packaging unit	357 pcs.

Terminal Assignment

1 form 3, 3 NO



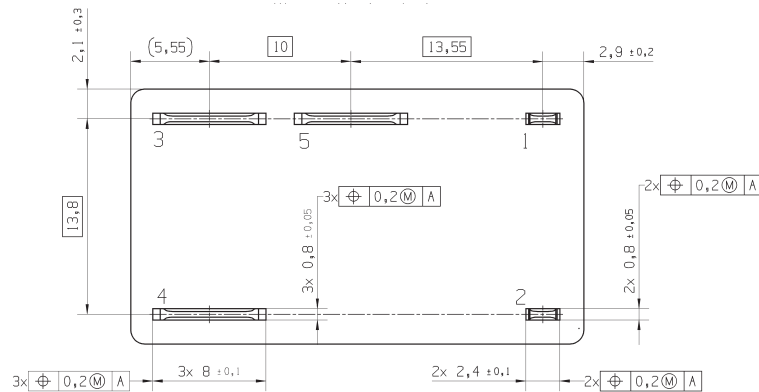
Dimensions



View of the terminals

Bottom view

- 1) Epoxy at terminals exceeds max. 0.9mm over coverage.
 - 2) Permanent acceptable deformation 0.25mm respectively 0.5mm temporarily.
- Maximum permissible thermal load of the terminals during the resistance welding process depends on leadframe design.



Star Point Relay SPR (Continued)

Product code structure		Typical product code	V23135	-W	1	001	-A3	09
Type	V23135 Star Point Relay							
Terminal and enclosure	W Welding version, sealed							
Design	1 Single relay							
Coil version	001 Standard	002 Sensitive						
Contact type and material	A3 Standard, AgNi0.15							
Contact arrangement	09 Standard (triple make)							

Product code	Terminal and enclosure	Design	Coil	Contact	Arrangement	Part number
V23135-W1001-A309	Welding version, sealed	Single relay	12VDC	Standard, AgNi0.15	1 form 3, 3 NO	1-1414704-0
V23135-W1002-A309			10VDC			1-1414705-0

Данный компонент на территории Российской Федерации

Вы можете приобрести в компании MosChip.

Для оперативного оформления запроса Вам необходимо перейти по данной ссылке:

<http://moschip.ru/get-element>

Вы можете разместить у нас заказ для любого Вашего проекта, будь то серийное производство или разработка единичного прибора.

В нашем ассортименте представлены ведущие мировые производители активных и пассивных электронных компонентов.

Нашей специализацией является поставка электронной компонентной базы двойного назначения, продукции таких производителей как XILINX, Intel (ex.ALTERA), Vicor, Microchip, Texas Instruments, Analog Devices, Mini-Circuits, Amphenol, Glenair.

Сотрудничество с глобальными дистрибьюторами электронных компонентов, предоставляет возможность заказывать и получать с международных складов практически любой перечень компонентов в оптимальные для Вас сроки.

На всех этапах разработки и производства наши партнеры могут получить квалифицированную поддержку опытных инженеров.

Система менеджмента качества компании отвечает требованиям в соответствии с ГОСТ Р ИСО 9001, ГОСТ РВ 0015-002 и ЭС РД 009

Офис по работе с юридическими лицами:

105318, г.Москва, ул.Щербаковская д.3, офис 1107, 1118, ДЦ «Щербаковский»

Телефон: +7 495 668-12-70 (многоканальный)

Факс: +7 495 668-12-70 (доб.304)

E-mail: info@moschip.ru

Skype отдела продаж:

moschip.ru

moschip.ru_4

moschip.ru_6

moschip.ru_9