

**Description**

- The IQXT-270-4 temperature compensated crystal oscillator (TCXO) employs an analogue ASIC for the oscillator and a high order temperature compensation circuit in a 2.0 x 1.6mm size package.
- Model IQXT-270-4
- Model Issue number 1

**Frequency Parameters**


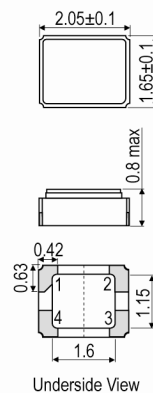
- Frequency 19.20MHz
- Frequency Tolerance  $\pm 1.00\text{ppm}$
- Frequency Stability  $\pm 0.50\text{ppm}$
- Operating Temperature Range -30.00 to 85.00°C
- Ageing  $\pm 0.7\text{ppm}$  max per year at 25°C
- Frequency Tolerance: Offset from nominal frequency measured at 25°C  $\pm 2^\circ\text{C}$ .
- Reflow Shift (two consecutive reflows as per profile after 1 hour relaxation at 25°C):  $\pm 1\text{ppm}$  max
- Frequency Stability: Referenced to the midpoint between minimum and maximum frequency value over the specified temperature range (note 1).
- Frequency Slope (temperature range -10 to 60°C. Tested to a minimum of one frequency reading every 2°C - note 1):  $0.05\text{ppm}/^\circ\text{C}$  max
- Frequency Drift (calculated from frequency slope with temperature varied at a maximum of 1.92°C/min (0.032°C/s) over -10°C to 60°C, Note 5): 1.6ppb/sec max
- Frequency Slope (temperature range -30°C to 85°C. Tested to a minimum of 1 frequency reading every 2°C Note 1):  $0.1\text{ppm}/^\circ\text{C}$  max
- Frequency Drift (calculated from frequency slope with temperature varied at a maximum of 0.96°C/min (0.016°C/s) over -30°C to 85°C, Note 5): 1.6ppb/sec max
- Small thermal cycle frequency slope (measured at 0.5°C intervals over any 5°C heating and 5°C cooling cycle, at a minimum rate of 1°C/minute within the operating temperature range, Note 6): 50ppb/°C max
- Small thermal cycle hysteresis (difference in frequency measurements over any 5°C heating and 5°C cooling cycle, at a minimum rate of 1°C/minute within the operating temperature range): 50ppb pk-pk max
- Supply Voltage Variation ( $\pm 5\%$  change at 25°C):  $\pm 0.1\text{ppm}$  max
- Load Variation ( $\pm 10\%$  change at 25°C - note 2):  $\pm 0.2\text{ppm}$  max

**Electrical Parameters**

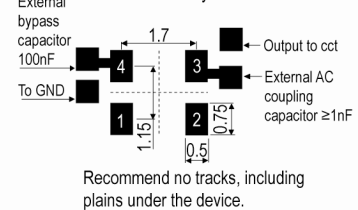
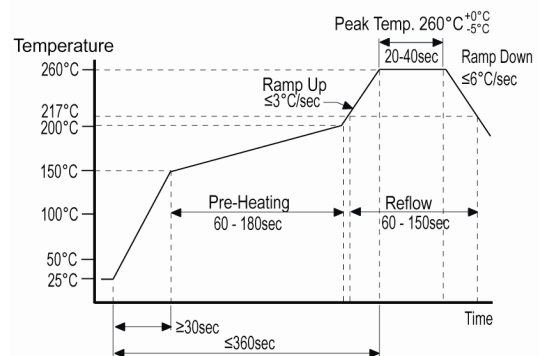
- Supply Voltage 1.8V  $\pm 5\%$
- Current Draw 1.50mA
- Supply Current (at Vs max - note 2): 1.5mA max

**Output Details**

- Output Compatibility Clipped Sine
- Drive Capability 10k $\Omega$ /10pF  $\pm 10\%$
- Output Voltage Level (at Vs min - note 2): 0.8V pk-pk min
- Output: DC coupled (note 3)


**Outline (mm)**

**Pad Connections**

1. GND / N/C
2. GND
3. Output
4. +Vs

**Solder Pad Layout**

**Pb-Free Reflow**

**Sales Office Contact Details:**

UK: +44 (0)1460 270200  
 Germany: 0800 1808 443

France: 0800 901 383  
 USA: +1.760.318.2824

Email: [info@iqdfrequencyproducts.com](mailto:info@iqdfrequencyproducts.com)  
 Web: [www.iqdfrequencyproducts.com](http://www.iqdfrequencyproducts.com)

**Noise Parameters**

- Phase Noise at 25°C (typical):
  - 64dBc/Hz @ 1Hz
  - 93dBc/Hz @ 10Hz
  - 118dBc/Hz @ 100Hz
  - 137dBc/Hz @ 1kHz
  - 149dBc/Hz @ 10kHz
  - 151dBc/Hz @ 100kHz
- Phase Noise at 25°C (max):
  - 57dBc/Hz @ 1Hz
  - 86dBc/Hz @ 10Hz
  - 111dBc/Hz @ 100Hz
  - 133dBc/Hz @ 1kHz
  - 144dBc/Hz @ 10kHz
  - 148dBc/Hz @ 100kHz

**Environmental Parameters**

- Shock: MIL-STD-202 M213 (note 4): Half sine-wave acceleration of 3000G peak amplitude, duration 0.3ms, velocity 12.3ft/s.
- Moisture Resistance: MIL-STD-202 M106g (note 4): 1000 hours at 85°C, 85% relative humidity. Biased.
- Thermal Cycling: JESD22 Method JA-104C (note 4): 1000 temperature cycles, where each cycle consists of a 25 minutes soak time at -40°C followed by a 25 minute soak time at 85°C, with a 60 second maximum transition time between temperatures. Air to air transition.
- Vibration: JESD22-B103-B (also see note 4): 10G peak acceleration for 20 minutes 12 cycles in each of the 3 orientations, swept from 10-2000Hz.
- Storage Temperature Range: -40 to 85°C

**Manufacturing Details**

- Maximum Process Temperature: 260°C (40secs max)
- Note 1: Parts should be shielded from drafts causing unexpected thermal gradients. Temperature changes due to ambient air currents can lead to short term frequency drift.
- Note 2: Specified for the load stated in Output Details above, at 25°C.
- Note 3: External AC coupling capacitor required; 1nF or greater recommended.
- Note 4: Frequency shift of ±1ppm max after environmental conditions.
- Note 5: Frequency drift rate is calculated from the equation  $\text{ppb/s} = \text{°C/s} \times \text{ppb/°C}$
- Note 6: Discard the first 0.5°C interval of each heating and cooling cycle

**Compliance**

- |                             |                |
|-----------------------------|----------------|
| RoHS Status (2011/65/EU)    | Compliant      |
| REACH Status                | Compliant      |
| MSL Rating (JEDEC-STD-033): | Not Applicable |

**Packaging Details**

- Pack Style: **Cutt**      In tape, cut from a reel  
Pack Size: 100
- Alternative packing option available*

**Sales Office Contact Details:**

UK: +44 (0)1460 270200  
Germany: 0800 1808 443

France: 0800 901 383  
USA: +1.760.318.2824

Email: [info@iqdfrequencyproducts.com](mailto:info@iqdfrequencyproducts.com)  
Web: [www.iqdfrequencyproducts.com](http://www.iqdfrequencyproducts.com)

## Данный компонент на территории Российской Федерации

### Вы можете приобрести в компании MosChip.

Для оперативного оформления запроса Вам необходимо перейти по данной ссылке:

<http://moschip.ru/get-element>

Вы можете разместить у нас заказ для любого Вашего проекта, будь то серийное производство или разработка единичного прибора.

В нашем ассортименте представлены ведущие мировые производители активных и пассивных электронных компонентов.

Нашей специализацией является поставка электронной компонентной базы двойного назначения, продукции таких производителей как XILINX, Intel (ex.ALTERA), Vicor, Microchip, Texas Instruments, Analog Devices, Mini-Circuits, Amphenol, Glenair.

Сотрудничество с глобальными дистрибьюторами электронных компонентов, предоставляет возможность заказывать и получать с международных складов практически любой перечень компонентов в оптимальные для Вас сроки.

На всех этапах разработки и производства наши партнеры могут получить квалифицированную поддержку опытных инженеров.

Система менеджмента качества компании отвечает требованиям в соответствии с ГОСТ Р ИСО 9001, ГОСТ РВ 0015-002 и ЭС РД 009

### Офис по работе с юридическими лицами:

105318, г.Москва, ул.Щербаковская д.3, офис 1107, 1118, ДЦ «Щербаковский»

Телефон: +7 495 668-12-70 (многоканальный)

Факс: +7 495 668-12-70 (доб.304)

E-mail: [info@moschip.ru](mailto:info@moschip.ru)

Skype отдела продаж:

moschip.ru

moschip.ru\_4

moschip.ru\_6

moschip.ru\_9