


# 3600 SERIES/LOW THERMAL EMF REED RELAYS

## 3600 Series Low Thermal EMF Reed Relays

The 3600 Series is ideally suited to the needs of Instrumentation, Data Acquisition, and Process Control. The specification tables allow you to select the appropriate relay for your particular application. Recommended for use in Scanners, Multiplexers and Digital or Analog Multipoint Recorders. If your requirements differ from the selection options, please consult Coto's Factory to discuss a custom reed relay.


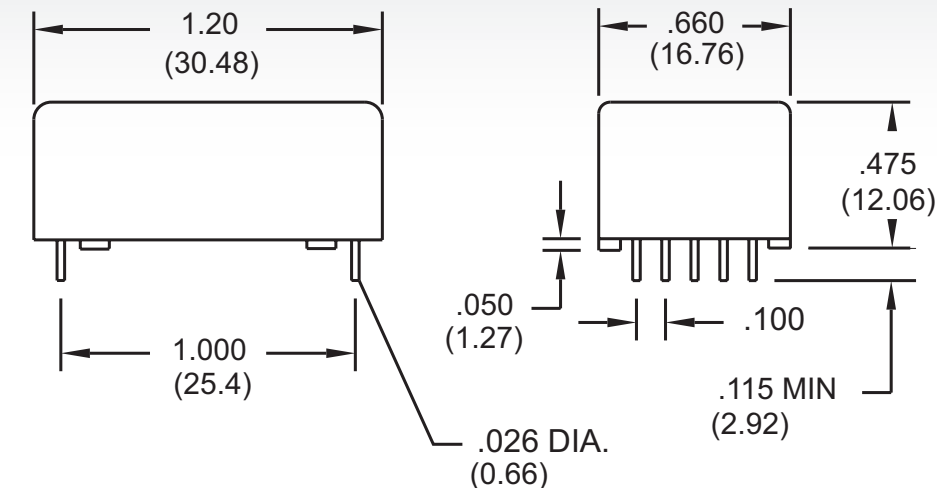


### 3600 Series Features

- ▶ Low Thermal EMF: < 5  $\mu$ V through < 0.5  $\mu$ V with 50 nV stability
- ▶ Patented Low Thermal Design. U.S. Patent #4,084,142
- ▶ Low power coils to ensure low thermal EMF
- ▶ High Insulation Resistance -  $10^{12}\Omega$
- ▶ Control/Signal isolation of 1500 VDC
- ▶ High speed switching compared to electromechanical relays
- ▶ High reliability, hermetically sealed contacts
- ▶ Various Form A contacts. High Dielectric Strength
- ▶ Epoxy coated steel shell provides magnetic shielding
- ▶ Electrostatic shield standard for reducing capacitive coupling
- ▶ RoHS compliant

## DIMENSIONS

*in Inches (Millimeters)*



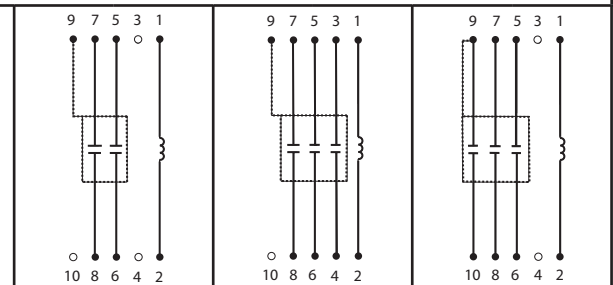
Bottom View

## Ordering Information

Part Number	XXXX-XX-X2	Thermal EMF Rating
Model Number	3602 3650 3660	See available ratings in specification table.
Coil Voltage	05=5 volts 12=12 volts	9=<5 $\mu$ V 8=<3 $\mu$ V 7=<1 $\mu$ V 5=<0.5 $\mu$ V

MODELNUMBER			3602	3650 <sup>3</sup>	3660 <sup>2</sup>
Parameters	Test Conditions	Units	2 Form A	3 Form A	3 Form A
Thermal EMF Options	Measured after 5 minutes at nominal coil voltage (Refer to Reed Relay Technical Section for details)	$\mu\text{V}$	Individual <5 $\mu\text{V}$ <3 $\mu\text{V}$ <1 $\mu\text{V}$ <0.5 $\mu\text{V}$	Differential <5 $\mu\text{V}$ <3 $\mu\text{V}$ <1 $\mu\text{V}$ <0.5 $\mu\text{V}$	Differential <5 $\mu\text{V}$ <3 $\mu\text{V}$ <1 $\mu\text{V}$ <0.5 $\mu\text{V}$
<b>COIL SPECS.</b>					
Nom. Coil Voltage		VDC	5 12	5 12	5 12
Coil Resistance	+/- 10%, 25° C	$\Omega$	350 2000	350 2000	350 2000
Operate Voltage	Must Operate by	VDC - Max.	3.8 9.0	3.8 9.0	3.8 9.0
Release Voltage	Must Release by	VDC - Min.	0.4 1.0	0.4 1.0	0.4 1.0
<b>CONTACT RATINGS</b>					
Switching Voltage	Max DC/Peak AC Resist.	Volts	150	150	150
Switching Current	Max DC/Peak AC Resist.	Amps	0.25	0.25	0.25
Carry Current	Max DC/Peak AC Resist.	Amps	1.5	1.5	1.5
Contact Rating	Max DC/Peak AC Resist.	Watts	5	5	5
Life Expectancy-Typical <sup>1</sup>	Signal Level 1.0V, 10mA	x 10 <sup>6</sup> Ops.	500	500	500
Static Contact Resistance (max. init.)	50mV, 10mA	$\Omega$	0.100	0.100	0.100
Dynamic Contact Resistance (max. init.)	0.5V, 50mA at 100 Hz, 1.5 msec	$\Omega$	0.200	0.200	0.200
<b>RELAY SPECIFICATIONS</b>					
Insulation Resistance (minimum)	Between all Isolated Pins at 100V, 25°C, 40% RH	$\Omega$	10 <sup>12</sup>	10 <sup>12</sup>	10 <sup>12</sup>
Capacitance - Typical Across Open Contacts Contact to Shield	Shield Floating	pF	1.2	1.2	1.2
	Shield Guarding	pF	0.2	0.2	0.2
	Contacts Open	pF	2.5	2.5	2.5
	Shield & Coil Tied Common	pF	2.5	2.5	2.5
Dielectric Strength (minimum)	Between Contacts	VDC/peak AC	250	250	250
	Contacts to Shield	VDC/peak AC	1000	1000	1000
	Contacts/Shield to Coil	VDC/peak AC	1500	1500	1500
Operate Time - including bounce - Typical	At Nominal Coil Voltage, 30 Hz Square Wave	msec.	0.75	0.75	0.75
Release Time - Typical		msec.	0.1	0.1	0.1

Top View:  
Grid = .1"x.1" (2.54mm x 2.54mm)



### Notes:

- <sup>1</sup> Consult factory for life expectancy at other switching loads.
- <sup>2</sup> Model 3660: Reed switch between pins #9 & #10 is not low thermal and is tied in common with the electrostatic shield.
- <sup>3</sup> Model 3650: Reed switch between pins #3 & #4 is not low thermal and is not tied in common with the electrostatic shield. Pin numbers for reference only.

### Environmental Ratings:

Storage Temp: -35°C to +100°C; Operating Temp: -20°C to +85°C; Solder Temp: 270°C max; 10 sec. max  
All electrical parameters measured at 25°C unless otherwise specified.  
Vibration: 20 G's to 2000 Hz; Shock: 50 G's

## Данный компонент на территории Российской Федерации

### Вы можете приобрести в компании MosChip.

Для оперативного оформления запроса Вам необходимо перейти по данной ссылке:

<http://moschip.ru/get-element>

Вы можете разместить у нас заказ для любого Вашего проекта, будь то серийное производство или разработка единичного прибора.

В нашем ассортименте представлены ведущие мировые производители активных и пассивных электронных компонентов.

Нашей специализацией является поставка электронной компонентной базы двойного назначения, продукции таких производителей как XILINX, Intel (ex.ALTERA), Vicor, Microchip, Texas Instruments, Analog Devices, Mini-Circuits, Amphenol, Glenair.

Сотрудничество с глобальными дистрибьюторами электронных компонентов, предоставляет возможность заказывать и получать с международных складов практически любой перечень компонентов в оптимальные для Вас сроки.

На всех этапах разработки и производства наши партнеры могут получить квалифицированную поддержку опытных инженеров.

Система менеджмента качества компании отвечает требованиям в соответствии с ГОСТ Р ИСО 9001, ГОСТ РВ 0015-002 и ЭС РД 009

### Офис по работе с юридическими лицами:

105318, г.Москва, ул.Щербаковская д.3, офис 1107, 1118, ДЦ «Щербаковский»

Телефон: +7 495 668-12-70 (многоканальный)

Факс: +7 495 668-12-70 (доб.304)

E-mail: [info@moschip.ru](mailto:info@moschip.ru)

Skype отдела продаж:

moschip.ru

moschip.ru\_4

moschip.ru\_6

moschip.ru\_9