

3M™ Surface Mount Header

.100" × .100" High Temperature

N4600 Series



- Compliant gull wing leads make a reliable surface mount connection which is easily inspectable
- Optional ejector latches
- Shrouded to prevent physical and chemical pin damage
- High temperature plastic for vapor phase reflow process
- Slotted mounting flanges for securing header to board
- Raised body for easy inspection and repair
- Leads are protected within the body shadow
- RoHS Compliant. See the Regulatory Information Appendix (RIA) in the “RoHS Compliance” section of www.3Mconnectors.com for compliance information.

Date Modified: May 8, 2013

TS-0168-E
Sheet 1 of 3

Physical

Insulator

Material: Glass Filled Polyester (PCT)

Flammability: UL 94V-0

Color: Black

Contact:

Material: Copper Alloy

Plating

Underplating: 100 μ" [2.54 μm] Nickel

Wiping Area: 30 μ" [0.76 μm] Gold

Solder Tails: 200 μ" [5.08 μm] 60/40 Tin Lead or 300 μ" Matte Tin (See Ordering Information)

Marking: 3M Logo, Part Identification Number and Orientation Triangle

Electrical

Current Rating: 4.75 A, 1 Line Powered
2.25 A, 6 Adjacent Lines Powered
1.25 A, All Lines Powered

Rating Conditions: EIA-364-070 Method 2, 30°C maximum temperature rise,
20% derated.

Reference appropriate 3M Product Specification for detailed current derating curves.

Insulation Resistance: $>1 \times 10^9$ W at 500 V_{DC}

Withstanding Voltage: 1,000 V_{RMS} at Sea Level

Environmental

Temperature Rating: -55°C to +105°C

Process: 260°C (per J-STD-020C)

Moisture Sensitivity Level: 1 (per J-STD-020C)

UL File No.: E68080

3M

Electronic Solutions Division
Interconnect Solutions
<http://www.3Mconnectors.com>

3M is a trademark of 3M Company.
For technical, sales or ordering information call
800-225-5373

3M™ Surface Mount Header

.100" × .100" High Temperature

N4600 Series



Notes:

1. Notches A and C will accommodate 3M™ Polarization Key N3518.
2. Accepts a #4, #2, or 3 mm Panhead Machine Screw and Nut.
3. Mounting ears provide mechanical protection to solder joints and are recommended.
For applications where there is not room for mounting ears, ejector/latches should be used.

Inch (mm)			
Tolerance Unless Noted			
	.0	.00	.000
Inch	± .1	± .01	± .005

[] Dimensions for Reference only

TS-0168-E
Sheet 2 of 3

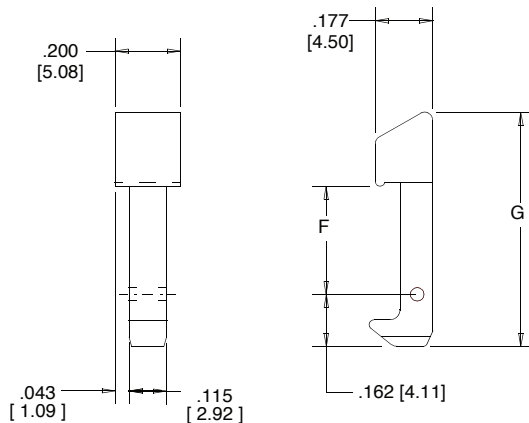
3M™ Surface Mount Header

.100" × .100" High Temperature

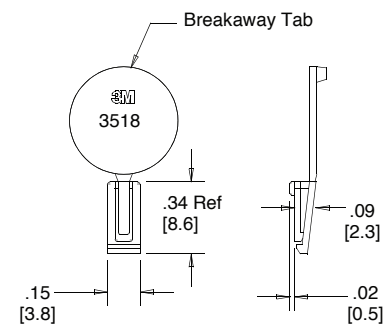
N4600 Series

Table 1						
Pin Qty	Part Number	Dimensions				Polarizing Notches
		A	B	C	D	
10	N4610	1.50 [38.2]	1.20 [30.5]	0.90 [22.9]	0.71 [18.0]	B
14	N4614	1.70 [43.2]	1.40 [35.6]	1.10 [28.0]	0.91 [23.1]	BC
16	N4616	1.80 [45.8]	1.50 [38.2]	1.20 [30.5]	1.01 [25.6]	ABC
20	N4620	2.00 [50.9]	1.70 [43.2]	1.40 [35.6]	1.21 [30.7]	ABC
26	N4626	2.30 [58.5]	2.00 [50.9]	1.70 [43.2]	1.51 [38.3]	ABC
34	N4634	2.70 [68.6]	2.40 [61.0]	2.10 [53.4]	1.91 [48.5]	ABC
40	N4640	3.00 [76.3]	2.70 [68.6]	2.40 [61.0]	2.21 [56.1]	ABC
50	N4650	3.50 [89.0]	3.20 [81.3]	2.90 [73.7]	2.71 [68.8]	ABC
60	N4660	4.00 [101.7]	3.70 [94.0]	3.40 [86.4]	3.21 [81.5]	ABC

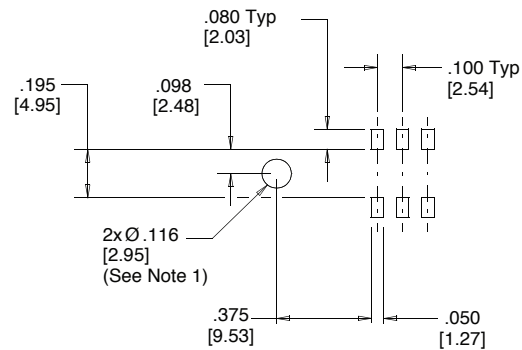
Table 2			
3M Part Number	Latch Descr.	Latch/Ejector Dimensions	
		F	G
N3505-22	Short	0.335 [8.51]	0.726 [18.44]
N3505-23	Long	0.484 [12.29]	0.875 [22.23]



Latch/Ejector
Material: Glass Filled Polyester (PCT)



3M Part No. N3518
Polarizing Key
Material: Black LCP



Recommended Printed Circuit Board Pattern

Ordering Information

N46XX-2XXX-XX

Pin Quantity: (See Table 1)

Latch Option:
0 = No ejector latch
2 = Short ejector latch
3 = Long ejector latch

Body Style:
0 = with mounting ears
1 = without mounting ears

Plating suffix:
blank = tin-lead solder tails (RIA E3 & C2 Apply)
RB = matte tin solder tails (RIA E1 & C1 Apply)

Polarization:
0 = for pin qty 14 to 60
5 = for pin qty 10

Polarizing Key
(Order separately)
N3518 (black only)

Ejector Latch
(May be ordered separately for use with N46XX-20XX-XX version)

N3505-22B (short, black)
N3505-23B (long, black)

TS-0168-E
Sheet 3 of 3

Данный компонент на территории Российской Федерации

Вы можете приобрести в компании MosChip.

Для оперативного оформления запроса Вам необходимо перейти по данной ссылке:

<http://moschip.ru/get-element>

Вы можете разместить у нас заказ для любого Вашего проекта, будь то серийное производство или разработка единичного прибора.

В нашем ассортименте представлены ведущие мировые производители активных и пассивных электронных компонентов.

Нашей специализацией является поставка электронной компонентной базы двойного назначения, продукции таких производителей как XILINX, Intel (ex.ALTERA), Vicor, Microchip, Texas Instruments, Analog Devices, Mini-Circuits, Amphenol, Glenair.

Сотрудничество с глобальными дистрибьюторами электронных компонентов, предоставляет возможность заказывать и получать с международных складов практически любой перечень компонентов в оптимальные для Вас сроки.

На всех этапах разработки и производства наши партнеры могут получить квалифицированную поддержку опытных инженеров.

Система менеджмента качества компании отвечает требованиям в соответствии с ГОСТ Р ИСО 9001, ГОСТ РВ 0015-002 и ЭС РД 009

Офис по работе с юридическими лицами:

105318, г.Москва, ул.Щербаковская д.3, офис 1107, 1118, ДЦ «Щербаковский»

Телефон: +7 495 668-12-70 (многоканальный)

Факс: +7 495 668-12-70 (доб.304)

E-mail: info@moschip.ru

Skype отдела продаж:

moschip.ru

moschip.ru_4

moschip.ru_6

moschip.ru_9