



Features

- Conductive plastic
- Linear tapers
- Audio tapers available
- PC board and bushing mount
- Plastic bushing and plastic shaft
- Withstands typical industrial washing processes

- RoHS compliant* version available

3360 - 6 mm Square Sealed Panel Control

Electrical Characteristics

Standard Resistance Range
 Linear 1K ohms to 1 megohm
 Total Resistance Tolerance
 Linear Tapers ±20 %
 Independent Linearity ±5 %
 Absolute Minimum Resistance
 2 % or 2 ohms max.
 (whichever is greater)
 Effective Electrical Angle .. 240 ° nominal
 Contact Resistance Variation
 1 % or 3 ohms max.
 (whichever is greater)
 Dielectric Withstanding Voltage
 (MIL-STD-202 – Method 301)
 Sea Level 900 VAC minimum
 70,000 Feet 350 VAC minimum
 Insulation Resistance
 1,000 megohms minimum
 Power Rating @ 70 °C
 (Derate to 0 at 125 °C)
 Voltage Limited By Power Dissipation
 or 200 VAC, Whichever is Less)
25 watts
 Audio Tapers 0.125 watts
 Theoretical Resolution
 Essentially infinite

Environmental Characteristics

Operating Temperature Range
 +1 °C to +125 °C
 Storage Temperature Range
 -55 °C to +125 °C
 Temperature Coefficient
 Over Storage Temperature Range
 ±1,000 ppm/°C
 Vibration 30 G
 Total Resistance Shift.... ±2 % maximum
 Voltage Ratio Shift.... ±2 % maximum
 Shock..... 100 G
 Total Resistance Shift ... ±2 % maximum
 Voltage Ratio Shift..... ±2 % maximum
 Load Life..... 1,000 Hours
 Total Resistance Shift
 ±10 % TRS maximum
 Rotational Life (No Load) .. 50,000 Cycles
 Total Resistance Shift
 ±5 % TRS maximum
 Contact Resistance Variation
 3 % or 3 ohms,
 whichever is greater
 Moisture Resistance MIL-STD-202,
 Method 103, Condition B
 Total Resistance Shift
 ±10 % TRS maximum
 IP Rating IP 67

Physical Characteristics

Stop Strength..... 5.65 N-cm (8 oz.-in.)
 Mechanical Angle 310 ° nominal
 Torque
 Starting
 3.53 N-cm (5.0 oz.-in.) maximum
 Running
 3.53 N-cm (5.0 oz.-in.) maximum
 Mounting (Torque on Bushing)
 17 N-cm (1.5 lb.-in.) maximum
 [plastic bushing]
 Weight 4.5 grams
 Terminals Solderable pins
 Soldering Condition
 5 seconds at 360 °C maximum.
 Recommended hand soldering
 using Sn95/Ag5 no clean solder,
 0.025 wire diameter.
 Marking..... Manufacturer's trademark,
 model number, product code,
 terminal style, resistance code
 and date code
 Flammability Conforms to UL94V-0
 Epoxy..... Conforms to UL94V-1
 Hardware (purchased separately)
 Nut..... H-38-1
 Washer H-37-5

Standard Resistance Table

Resistance (Ohms)	Resistance Code
1,000	102
2,000	202
5,000	502
10,000	103
20,000	203
50,000	503
100,000	104
200,000	204
500,000	504
1,000,000	105

Popular distribution resistance values listed in boldface. Special resistances available.

How To Order

3360 Y - 1 - 103 LF

Model _____

Terminal Style Designator _____

Single Cup: _____

C = In-line Straight
 Terminals Side Exit
 P = 5.08 mm x 2.54 mm
 Triangular Pattern
 Rear Exit
 Y = 5.08 mm x 5.08 mm
 Triangular Pattern
 Rear Exit

Bushing Designator _____

1 = Standard

Resistance Code _____

Terminations _____

LF = 100 % Tin-plated (RoHS compliant)
 Blank = 90 % Tin / 10 % Lead-plated
 (Standard)

*RoHS Directive 2002/95/EC Jan. 27, 2003 including annex and RoHS Recast 2011/65/EU June 8, 2011.

Specifications are subject to change without notice.

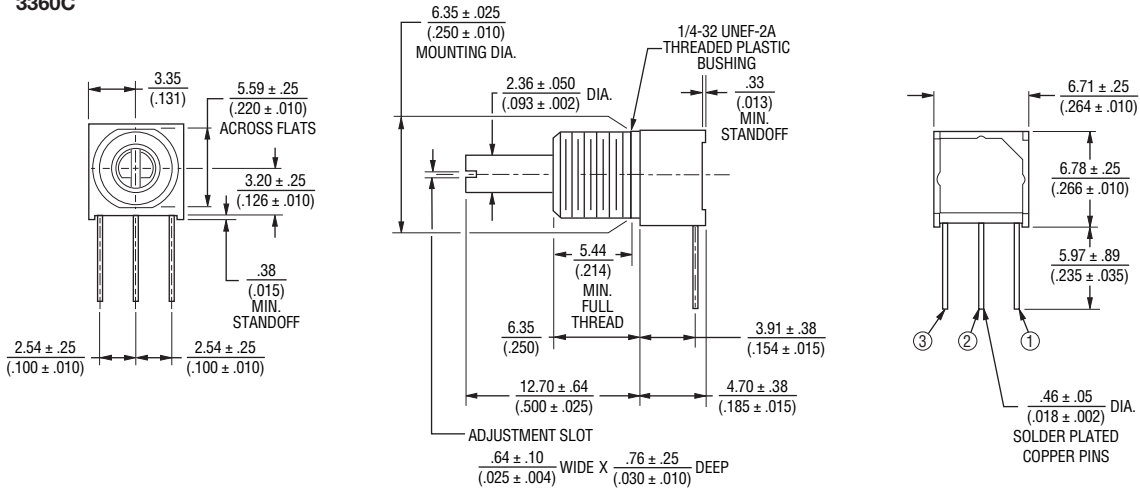
The device characteristics and parameters in this data sheet can and do vary in different applications and actual device performance may vary over time. Users should verify actual device performance in their specific applications.

3360 - 6 mm Square Sealed Panel Control

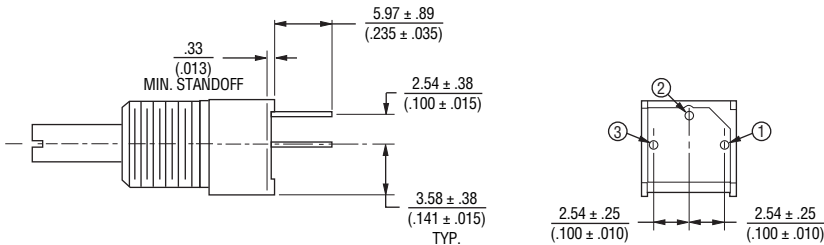
BOURNS®

Product Dimensions

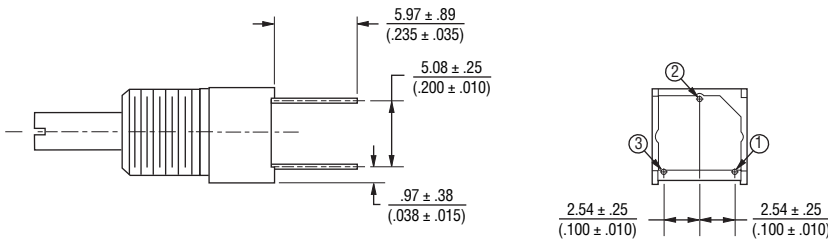
COMMON DIMENSIONS 3360C



3360P



3360Y



DIMENSIONS: $\frac{\text{MM}}{\text{(INCHES)}}$



REV. 02/13

*RoHS Directive 2002/95/EC Jan. 27, 2003 including annex and RoHS Recast 2011/65/EU June 8, 2011.

Specifications are subject to change without notice.

The device characteristics and parameters in this data sheet can and do vary in different applications and actual device performance may vary over time. Users should verify actual device performance in their specific applications.

Данный компонент на территории Российской Федерации

Вы можете приобрести в компании MosChip.

Для оперативного оформления запроса Вам необходимо перейти по данной ссылке:

<http://moschip.ru/get-element>

Вы можете разместить у нас заказ для любого Вашего проекта, будь то серийное производство или разработка единичного прибора.

В нашем ассортименте представлены ведущие мировые производители активных и пассивных электронных компонентов.

Нашей специализацией является поставка электронной компонентной базы двойного назначения, продукции таких производителей как XILINX, Intel (ex.ALTERA), Vicor, Microchip, Texas Instruments, Analog Devices, Mini-Circuits, Amphenol, Glenair.

Сотрудничество с глобальными дистрибьюторами электронных компонентов, предоставляет возможность заказывать и получать с международных складов практически любой перечень компонентов в оптимальные для Вас сроки.

На всех этапах разработки и производства наши партнеры могут получить квалифицированную поддержку опытных инженеров.

Система менеджмента качества компании отвечает требованиям в соответствии с ГОСТ Р ИСО 9001, ГОСТ РВ 0015-002 и ЭС РД 009

Офис по работе с юридическими лицами:

105318, г.Москва, ул.Щербаковская д.3, офис 1107, 1118, ДЦ «Щербаковский»

Телефон: +7 495 668-12-70 (многоканальный)

Факс: +7 495 668-12-70 (доб.304)

E-mail: info@moschip.ru

Skype отдела продаж:

moschip.ru

moschip.ru_4

moschip.ru_6

moschip.ru_9