

LOW COST, SNAP-IN TOGGLE FOR WET & DUSTY ENVIRONMENTS, 1 & 2 POLES

The K4 series snap-in toggle switches are rugged, high performance sealed switches designed for use under severe conditions found in marine, appliance, heavy equipment and industrial control applications. They are totally sealed so the switch can withstand direct water spray and submersion, even during operation. Sealed to IP68S with an optional panel seal available, the K4 is also sealed to IP69K.

The K4 series is offered in single and double pole configurations. Toggle action includes 2 and 3-position, momentary and maintained operation in a combination of 13 variations.

Mounting is simple and quick; snaps into panel from the front. The OTTO snap-in design supports a variety of panel thicknesses with just one cutout size specified.

Existing unsealed applications are easily upgraded to sealed functionality because the K series drops into existing panel cutouts.

A choice of models are offered to handle current from 16 amps to low level electronic switching levels.



Single & Double Pole

LED, Neon or  
Incandescent Illumination

## Features:

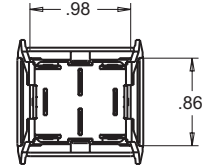
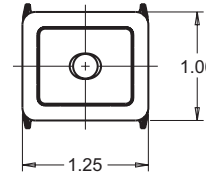
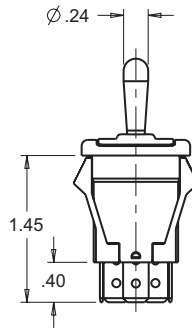
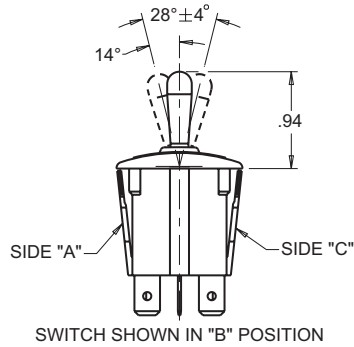

- Withstands direct water spray
- Sealed to IP68S and IP69K
- Fits industry standard panel openings for drop-in replacement of panel sealed & unsealed switches
- Snap-in feature accommodates a wide range of panel cutouts
- Switches up to 16 amps
- UV & solvent resistant
- Withstands extreme shock & vibration
- Legends & illuminated function indicators available
- 2 & 3-position, momentary, maintained action & center OFF
- RoHS/WEEE/Reach compliant

Standard Characteristics/Ratings:		
<b>ELECTRICAL RATINGS:</b>		
Load	Sea Level @ 28VDC or 125/250VAC, 60Hz	Cycles
Resistive	16A	25,000
Resistive	10A	50,000
Inductive	10A	25,000
Lamp	5A	25,000
Motor	0.5HP	25,000
DVV	1050Vrms except across light terminals	
Low Level	10mA @ 30mV	100,000
<b>Electrical Life:</b>	See Rating Chart	
<b>LIGHTING:</b>		
Light Source	Rating	
Incandescent	(VDC) 6V, 12V, 24V	
Neon	(VAC) 125V, 250V	
LED	(VDC) 2V, 6V, 12V, 24V	
<b>Mechanical Life:</b>	100,000 cycles	
<b>Seal:</b>	IP68S and IP69K	
<b>Operating Temp Range:</b>	-30°C to +85°C	
<b>MATERIALS:</b>		
<b>Case:</b>	Thermoplastic	
<b>Toggle:</b>	Stainless steel	
<b>Terminals/Contact:</b>	Brass, silver alloy with silver plate, gold plate for low level	
<b>Terminal Hardware:</b>	Screws and lockwashers provided when applicable K4 series recommended Quick Connect terminals: AMP 60253-2 for 12-16 AWG AMP 42100-2 for 14-18 AWG	
<b>Mounting Hardware:</b>	None provided	

# SEALED, ILLUMINATED SNAP-IN TOGGLE

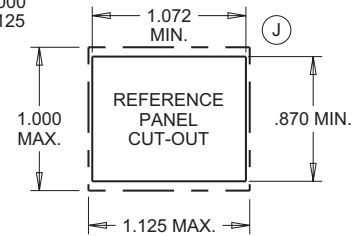
**K4**  
SNAP-IN  
TOGGLES

LOW COST, SNAP-IN TOGGLE FOR WET & DUSTY ENVIRONMENTS, 1 & 2 POLES



TERMINAL STYLES (.032 THICK)		
SCREW	QUICK CONNECT	SOLDER

**MOUNTING OPENING:** (J)  
 PANEL THICKNESS RANGE OF .025 - .105 A GASKET IS RECOMMENDED  
 PANEL THICKNESS RANGE OF .105 - .187 W/O GASKET  
 PANEL OPENING: MIN. TYP. MAX.  
 WIDTH .870 .937 1.000  
 LENGTH 1.072 1.099 1.125

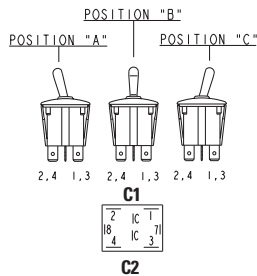


## K4 SERIES PART NUMBER CODE

<b>K4</b>	<b>X</b>	<b>X</b>	<b>X</b>	<b>X</b>	<b>X</b>	<b>X</b>	<b>X</b>	<b>X</b>
<b>Terminal Style/ Switch Style</b>	<b>Actuator Style</b>	<b>Switch Action/Circuit</b>			<b>Circuit</b>	<b>Light Type</b>		<b>Legend &amp; Orientation</b> □
<b>A.</b> Quick Connect/ Standard	<b>A.</b> Bat Handle	<b>Position "A"</b>	<b>Position "B"</b>	<b>Position "C"</b>		<b>Position "A"</b>	<b>Position "B"</b>	<b>A.</b> No Legend
<b>B.</b> Screw/Standard		<b>A.</b> 1-C1	<b>NONE</b>	<b>OFF</b>	<b>SPST</b>	<b>A.</b> No Lens	<b>A.</b> No Lens	<b>B.</b> Red
<b>C.</b> Solder/Standard		<b>B.</b> 1-C1	<b>NONE</b>	<b>2-C1</b>	<b>SPDT</b>	<b>B.</b> Red	<b>B.</b> Red	<b>C.</b> Green
<b>D.</b> Quick Connect/ Low Level		<b>C.</b> (1-C1)	<b>NONE</b>	<b>OFF</b>	<b>SPST</b>	<b>C.</b> Green	<b>C.</b> Green	<b>D.</b> Amber
<b>E.</b> Screw/Low Level		<b>D.</b> (1-C1)	<b>NONE</b>	<b>2-C1</b>	<b>SPDT</b>	<b>D.</b> Amber	<b>D.</b> Amber	<b>E.</b> Clear
<b>F.</b> Solder/Low Level		<b>E.</b> (1-C1)	<b>OFF</b>	<b>(2-C1)</b>	<b>SPDT</b>	<b>E.</b> Clear	<b>E.</b> Clear	
		<b>F.</b> 1-C1	<b>OFF</b>	<b>2-C1</b>	<b>DPST</b>			
		<b>G.</b> (1-C1)	<b>OFF</b>	<b>2-C1</b>	<b>DPDT</b>			
		<b>H.</b> 1-C1/3-C2	<b>NONE</b>	<b>OFF</b>	<b>DPST</b>			
		<b>J.</b> 1-C1/3-C2	<b>NONE</b>	<b>2-C1/4-C2</b>	<b>DPDT</b>			
		<b>K.</b> (1-C1)/(3-C2)	<b>NONE</b>	<b>OFF</b>	<b>DPST</b>			
		<b>L.</b> (1-C1)/(3-C2)	<b>NONE</b>	<b>2-C1/4-C2</b>	<b>DPDT</b>			
		<b>M.</b> (1-C1)/(3-C2)	<b>OFF</b>	<b>(2-C1)/(4-C2)</b>	<b>DPDT</b>			
		<b>N.</b> 1-C1/3-C2	<b>OFF</b>	<b>2-C1/4-C2</b>	<b>DPDT</b>			
		<b>P.</b> (1-C1)/(3-C2)	<b>OFF</b>	<b>2-C1/4-C2</b>	<b>DPDT</b>			

NOTE: Contact factory for panel recommendations on switches with potting cups.

NOTE: ( ) denotes momentary action.



**Optional Panel Gasket:**  
 P/N 807038-1 0.062" thickness  
 P/N 807038-2 0.031" thickness

**K4 Connector P/N C801765**

## ORDERING INFORMATION

**Example:** K4AAKEEABA specifies Q.C. terminals, standard rating; bat handle; DPST two position momentary ON, maintained OFF; 125VAC neon light; clear lens in positions "A", no lens in position "C"; dependent light ON in position "A", wired to terminals 1 & 7; no legend.

• K4 panel plugs available as shown on page 167.

### NOTES:

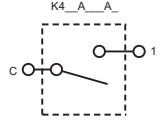
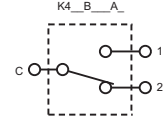
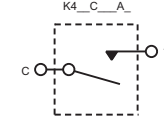
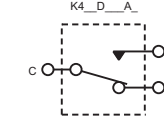
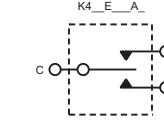
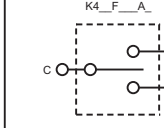
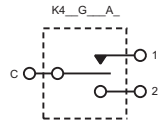
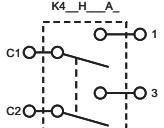
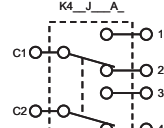
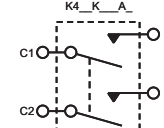
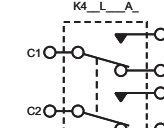
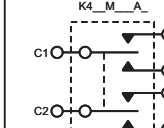
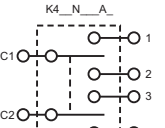
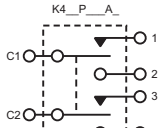


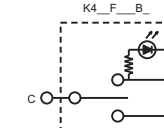
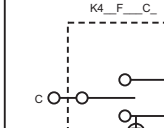
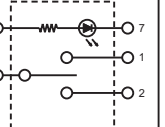
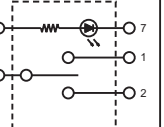
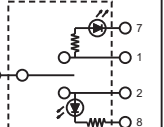
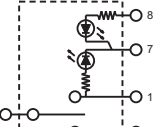
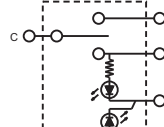
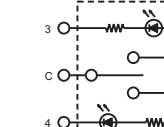
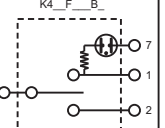
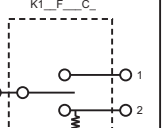
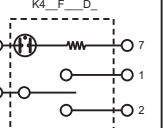
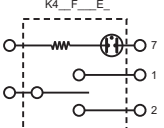
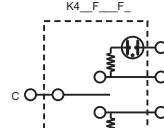
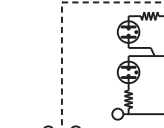
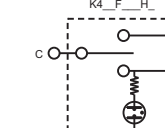
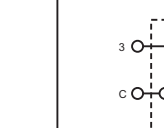
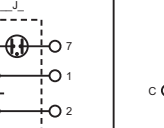
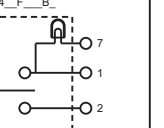
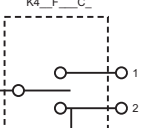
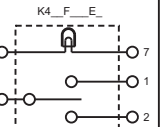
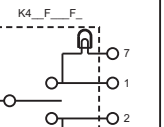
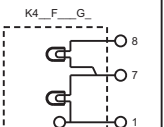
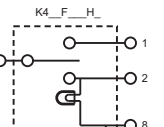
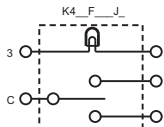
- No momentary switches with dependent lights.
- Neon lamps only to be coded with clear or amber lenses.
- LED lenses must be clear or same color as LED.
- No legends on lamp side of switch.
- No dependent light in OFF positions.
- All legends printed on actuators without lens(es) will be white except actuator codes C, F, J, M & R.
- All legends printed on lenses will be white except on clear lens(es) will be black.

NOTE: LED anode (+) terminal number shown in **bold**.

**D** = Dependent Light  
**I** = Independent Light

① All legends are white. Legend cannot be on the same side as the lens.

## K4 SCHEMATICS

 <p>K4_A_A_A_ SPST - ON-NONE-OFF SCHEMATIC</p>	 <p>K4_B_A_A_ SPST - ON-NONE-ON SCHEMATIC</p>	 <p>K4_C_A_A_ SPST - (ON)-NONE-OFF SCHEMATIC</p>	 <p>K4_D_A_A_ SPDT - (ON)-NONE-ON SCHEMATIC</p>	 <p>K4_E_A_A_ SPDT - (ON)-OFF-(ON) SCHEMATIC</p>	 <p>K4_F_A_A_ SPDT - ON-OFF-ON SCHEMATIC</p>
 <p>K4_G_A_A_ SPDT - (ON)-OFF-ON SCHEMATIC</p>	 <p>K4_H_A_A_ DPST - ON-NONE-OFF SCHEMATIC</p>	 <p>K4_J_A_A_ DPDT - ON-NONE-ON SCHEMATIC</p>	 <p>K4_K_A_A_ DPST - (ON)-NONE-OFF SCHEMATIC</p>	 <p>K4_L_A_A_ DPDT - (ON)-NONE-ON SCHEMATIC</p>	 <p>K4_M_A_A_ DPDT - (ON)-OFF-(ON) SCHEMATIC</p>
 <p>K4_N_A_A_ DPDT - ON-OFF-ON SCHEMATIC</p>	 <p>K4_P_A_A_ DPDT - (ON)-OFF-ON SCHEMATIC</p>	<p>GENERAL SCHEMATIC INFORMATION</p> <ul style="list-style-type: none"> <li> INDICATES MAINTAIN ACTION (FIXED POSITION)</li> <li> INDICATES MOMENTARY ACTION (AUTOMATIC RETURN POSITION)</li> </ul>		 <p>K4_F_B_ SPDT - ON-OFF-ON SCHEMATIC WIDE LED IN "A"</p>	 <p>K4_F_C_ SPDT - ON-OFF-ON SCHEMATIC WIDE LED IN "C"</p>
 <p>K4_F_D_ SPDT - ON-OFF-ON SCHEMATIC WIND LED IN "A"</p>	 <p>K4_F_E_ SPDT - ON-OFF-ON SCHEMATIC WIND LED IN "C"</p>	 <p>K4_F_F_ SPDT - ON-OFF-ON SCHEMATIC WIDE LED IN "A" "C"</p>	 <p>K4_F_G_ SPDT - ON-OFF-ON SCHEMATIC WIDE LED IN "A" IND LED IN "C"</p>	 <p>K4_F_H_ SPDT - ON-OFF-ON SCHEMATIC WIND LED IN "A" DEP LED IN "C"</p>	 <p>K4_F_J_ SPDT - ON-OFF-ON SCHEMATIC WIND LED IN "A" IND LED IN "C"</p>
 <p>K4_F_B_ SPDT - ON-OFF-ON SCHEMATIC WIDE NEON BULB IN "A"</p>	 <p>K4_F_C_ SPDT - ON-OFF-ON SCHEMATIC WIDE NEON BULB IN "C"</p>	 <p>K4_F_D_ SPDT - ON-OFF-ON SCHEMATIC WIND NEON BULB IN "A"</p>	 <p>K4_F_E_ SPDT - ON-OFF-ON SCHEMATIC WIND NEON BULB IN "C"</p>	 <p>K4_F_F_ SPDT - ON-OFF-ON SCHEMATIC WIDE NEON BULB IN "A" "C"</p>	 <p>K4_F_G_ SPDT - ON-OFF-ON SCHEMATIC WIDE NEON IN "A" IND NEON IN "C"</p>
 <p>K4_F_H_ SPDT - ON-OFF-ON SCHEMATIC WIND NEON IN "A" DEP NEON IN "C"</p>	 <p>K4_F_J_ SPDT - ON-OFF-ON SCHEMATIC WIND NEON IN "A" "C" IND NEON IN "C"</p>	 <p>K4_F_B_ SPDT - ON-OFF-ON SCHEMATIC WIDE BULB IN "A"</p>	 <p>K4_F_C_ SPDT - ON-OFF-ON SCHEMATIC WIDE BULB IN "C"</p>	 <p>K4_F_D_ SPDT - ON-OFF-ON SCHEMATIC WIND BULB IN "A"</p>	
 <p>K4_F_E_ SPDT - ON-OFF-ON SCHEMATIC WIND BULB IN "C"</p>	 <p>K4_F_F_ SPDT - ON-OFF-ON SCHEMATIC WIDE BULB IN "A" "C"</p>	 <p>K4_F_G_ SPDT - ON-OFF-ON SCHEMATIC WIDE BULB IN "A" "C" IND BULB IN "C"</p>	 <p>K4_F_H_ SPDT - ON-OFF-ON SCHEMATIC WIND BULB IN "A" "C" DEP BULB IN "C"</p>	 <p>K4_F_J_ SPDT - ON-OFF-ON SCHEMATIC WIND BULB IN "A" "C" IND BULB IN "C"</p>	<p>UNLESS OTHERWISE SPECIFIED DIMENSIONS ARE IN INCHES. TOLERANCES ARE AS LISTED. MUST BE FREE FROM BURRS AND SHARP EDGES</p> <p>TOLERANCES            .XX ±.03            .XXX ±.010            ANGLES ±2°            DO NOT SCALE DRAWING</p>

## Данный компонент на территории Российской Федерации

### Вы можете приобрести в компании MosChip.

Для оперативного оформления запроса Вам необходимо перейти по данной ссылке:

<http://moschip.ru/get-element>

Вы можете разместить у нас заказ для любого Вашего проекта, будь то серийное производство или разработка единичного прибора.

В нашем ассортименте представлены ведущие мировые производители активных и пассивных электронных компонентов.

Нашей специализацией является поставка электронной компонентной базы двойного назначения, продукции таких производителей как XILINX, Intel (ex.ALTERA), Vicor, Microchip, Texas Instruments, Analog Devices, Mini-Circuits, Amphenol, Glenair.

Сотрудничество с глобальными дистрибьюторами электронных компонентов, предоставляет возможность заказывать и получать с международных складов практически любой перечень компонентов в оптимальные для Вас сроки.

На всех этапах разработки и производства наши партнеры могут получить квалифицированную поддержку опытных инженеров.

Система менеджмента качества компании отвечает требованиям в соответствии с ГОСТ Р ИСО 9001, ГОСТ РВ 0015-002 и ЭС РД 009

### Офис по работе с юридическими лицами:

105318, г.Москва, ул.Щербаковская д.3, офис 1107, 1118, ДЦ «Щербаковский»

Телефон: +7 495 668-12-70 (многоканальный)

Факс: +7 495 668-12-70 (доб.304)

E-mail: [info@moschip.ru](mailto:info@moschip.ru)

Skype отдела продаж:

moschip.ru

moschip.ru\_4

moschip.ru\_6

moschip.ru\_9