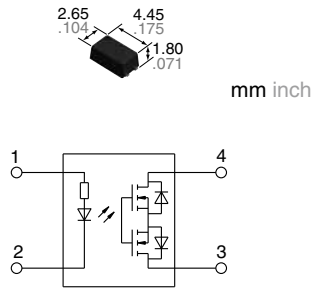


**Space-saving
SSOP 1 Form A type
with built-in resistor
40V load voltage**

**PhotoMOS®
RF SSOP C×R10
Voltage-sensitive (AQY221FO2V)**



RoHS compliant

FEATURES

1. Built-in input resistor means less man-hours when mounting

The voltage-sensitive type, which eliminates the need to mount an external input resistor, is now available in a small package. Man-hours spent mounting external input resistors are cut and board designing is simplified.

2. Save space on PC board

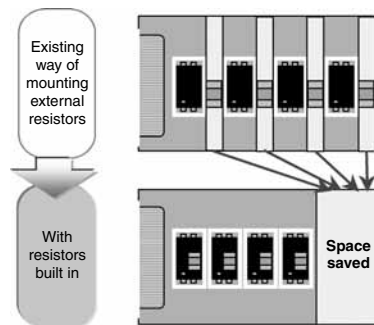
Since the small package size remains the same while including a built-in input resistor, space on the PC board is saved. This makes it easier to incorporate space savings when designing miniature devices.

3. Both low on-resistance (R type) and low capacitance (C type) available at excellent electrical characteristics of C×R10

- R type: On resistance Typ. 0.75Ω
Output resistance Typ. 12.5pF
- C type: On resistance Typ. 9.5Ω
Output capacitance Typ. 1pF

TYPICAL APPLICATIONS

- 1. Measuring and testing equipment**
Semiconductor testing equipment, Probe cards, Datalogger, Board tester and other testing equipment.
- 2. Telecommunication and broadcasting equipment**
- 3. Medical equipment**
- 4. Multi-point recorder**
Data logger, Warming and Thermocouple, etc.



<Artistic impression of PC board space savings due to built-in resistor>

TYPES

	Type	Output rating*1		Package	Part No.*2		Packing quantity in tape and reel
		Load voltage	Load current		Tape and reel packing style (Picked from the 1 and 4-pin side)	Tape and reel packing style (Picked from the 2 and 3-pin side)	
AC/DC dual use	Low on-resistance (R type)	40 V	0.25A	SSOP	AQY221FR2VY	AQY221FR2VW	3,500 pcs.
	Low capacitance (C type)	40 V	0.12A		AQY221FN2VY	AQY221FN2VW	

Notes: *1 Indicate the peak AC and DC values.

*2 Packing quantity of 1,000 pieces is possible. Please contact our sales office.

For space reasons, the three initial letters of the part number "AQY", and the package (SSOP) indicator "V" and the packing style indicator "Y" or "W" are not marked on the device. (Ex. the label for product number AQY221FR2VY is 221FR2)

RF SSOP C×R10 Voltage-sensitive (AQY221F○2V)

RATING

1. Absolute maximum ratings (Condition: ambient temperature 25°C 77°F)

Item	Symbol	AQY221FR2V	AQY221FN2V	Remarks	
Input	Input voltage	V_{IN}	6V		
	Input reverse voltage	V_{RIN}	5V		
	Power dissipation	P_{in}	65mW		
Output	Load voltage (peak AC)	V_L	40V		
	Load current	I_L	0.25A	0.12A	Peak AC, DC
	Peak load current	I_{peak}	0.75A	0.2A	100ms (1shot), $V_L=DC$
	Power dissipation	P_{out}	250mW		
Total power dissipation	P_T	300mW			
I/O isolation voltage	V_{iso}	500Vrms			
Ambient temperature	Operating	T_{opr}	-40 to +85°C -40 to +185°F	(Non-icing at low temperatures)	
	Storage	T_{stg}	-40 to +100°C -40 to +212°F		

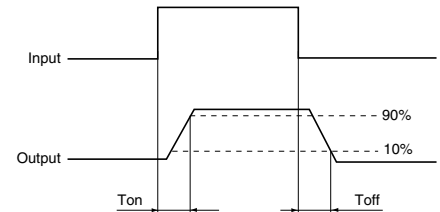
2. Electrical characteristics (Condition: ambient temperature 25°C 77°F)

Item	Symbol	AQY221FR2V	AQY221FN2V	Condition		
Input	Operate voltage	Typ.	1.3V	AQY221FR2V: $I_L = \text{Max.}$ AQY221FN2V: $I_L = 80\text{mA}$		
		Max.	4V			
	Turn off voltage	Min.	0.8V			
		Typ.	1.3V			
Input current	Typ.	I_{IN}	8.5mA	$V_{IN} = 5V$		
Output	On resistance	Typ.	R_{on}	0.75Ω	9.5Ω	AQY221FR2V: $V_{IN} = 5V, I_L = \text{Max.}$ AQY221FN2V: $V_{IN} = 5V, I_L = 80\text{mA}$ Within 1 s
		Max.		1.25Ω	12.5Ω	
	Output capacitance	Typ.	C_{out}	12.5pF	1pF	$V_{IN} = 0V, V_B = 0V, f = 1\text{MHz}$
		Max.		18pF	1.5pF	
Off state leakage current	Typ.	I_{Leak}	0.02nA	0.01nA	$V_{IN} = 0V, V_L = \text{Max.}$	
	Max.			*10nA		
Transfer characteristics	Turn on time**	Typ.	T_{on}	0.05ms	0.01ms	AQY221FR2V: $V_{IN} = 5V, V_L = 10V, R_L = 40\Omega$ AQY221FN2V: $V_{IN} = 5V, V_L = 10V, R_L = 125\Omega$
		Max.		0.5ms		
	Turn off time**	Typ.	T_{off}	0.06ms	0.03ms	$f = 1\text{MHz}, V_B = 0V$
		Max.		0.2ms		
	I/O capacitance	Typ.	C_{iso}	0.8pF	1.5pF	$f = 1\text{MHz}, V_B = 0V$
		Max.				
Initial I/O isolation resistance	Min.	R_{iso}	1,000MΩ	500V DC		

Note: If you wish to change the input voltage, rating or performance, please inquire with our sales.

*Available as custom orders (1 nA or less)

**Turn on/Turn off time



3. Recommended operating conditions (Ambient temperature: 25°C 77°F)

Please use under recommended operating conditions to obtain expected characteristics.

Item	Symbol	Min.	Max.	Unit
Input voltage	V_{IN}	4.5	5.5	V
AQY221FR2V	Load voltage (Peak AC)	V_L	15	V
	Continuous load current	I_L	0.25	A
AQY221FN2V	Load voltage (Peak AC)	V_L	15	V
	Continuous load current	I_L	0.12	A

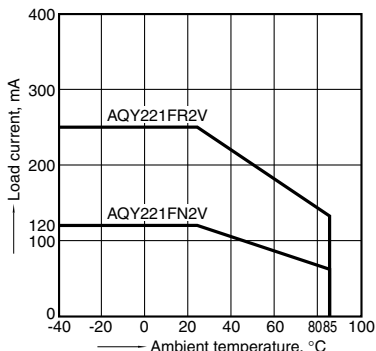
■ These products are not designed for automotive use.

If you are considering to use these products for automotive applications, please contact your local Panasonic Corporation technical representative.

REFERENCE DATA

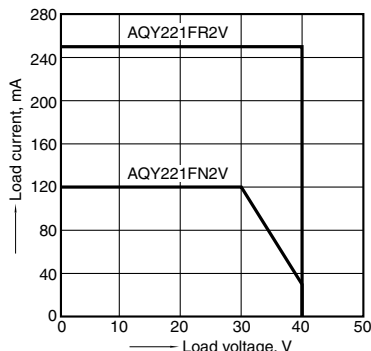
1. Load current vs. ambient temperature characteristics

Allowable ambient temperature: -40 to +85°C
-40 to +185°F



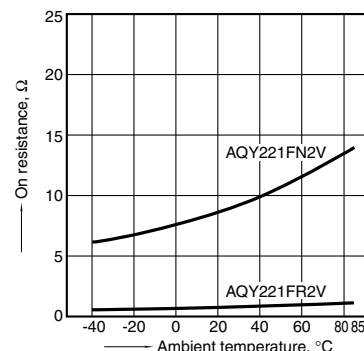
2. Load current vs. Load voltage characteristics

Ambient temperature: 25°C 77°F



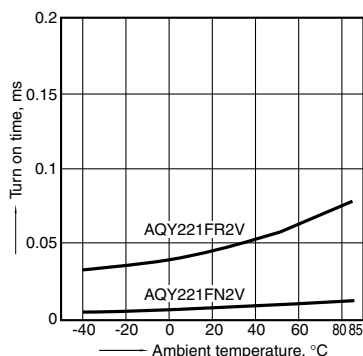
3. On resistance vs. ambient temperature characteristics

Measured portion: between terminals 3 and 4
Input voltage: 5V; Load voltage: 10V (DC);
Continuous load current: 250mA (DC) R type,
80mA (DC) C type



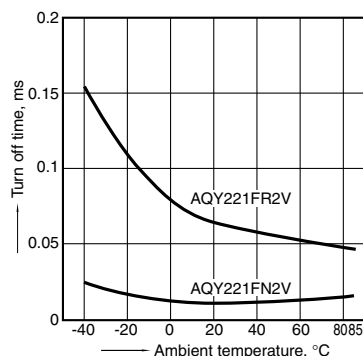
4. Turn on time vs. ambient temperature characteristics

Input voltage: 5V; Load voltage: 10V (DC);
Continuous load current: 250mA (DC) R type,
80mA (DC) C type



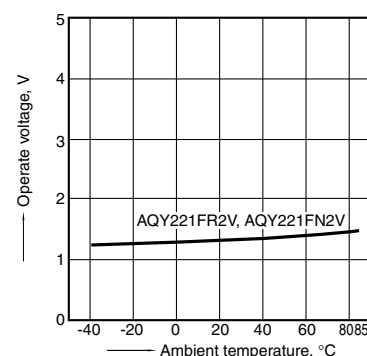
5. Turn off time vs. ambient temperature characteristics

Input voltage: 5V; Load voltage: 10V (DC);
Continuous load current: 250mA (DC) R type,
80mA (DC) C type



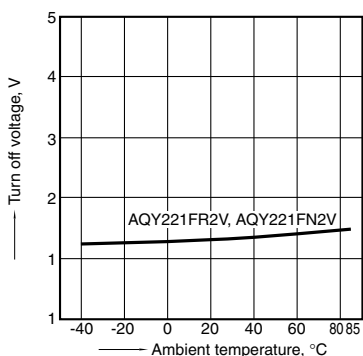
6. Operate voltage vs. ambient temperature characteristics

Load voltage: 10V (DC);
Continuous load current: 250mA (DC) R type,
80mA (DC) C type



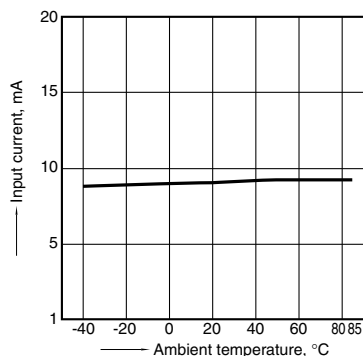
7. Turn off voltage vs. ambient temperature characteristics

Load voltage: 10V (DC);
Continuous load current: 250mA (DC) R type,
80mA (DC) C type



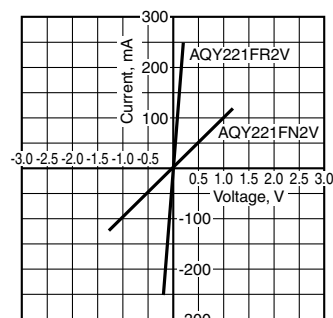
8. Input current vs. ambient temperature characteristics

Sample: All types
Input voltage: 5V



9. Current vs. voltage characteristics of output at MOS portion

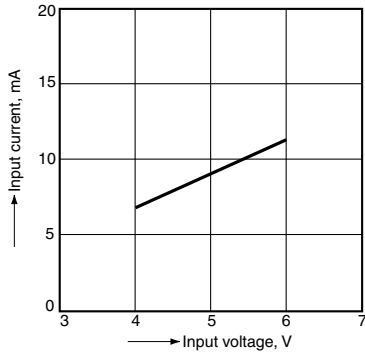
Measured portion: between terminals 3 and 4
Ambient temperature: 25°C 77°F



RF SSOP C×R10 Voltage-sensitive (AQY221F○2V)

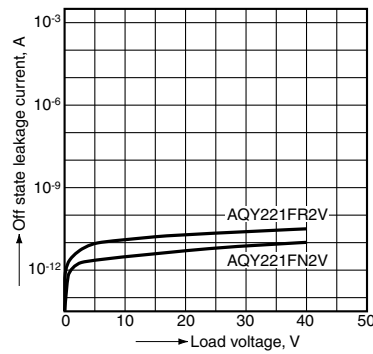
10. Input current vs. input voltage characteristics

Sample: All types
Ambient temperature: 25°C 77°F
(Recommended input voltage: 5±0.5V)



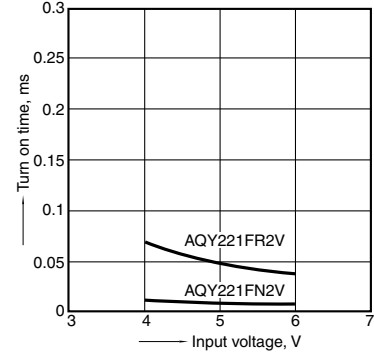
11. Off state leakage current vs. load voltage characteristics

Measured portion: between terminals 3 and 4
Ambient temperature: 25°C 77°F



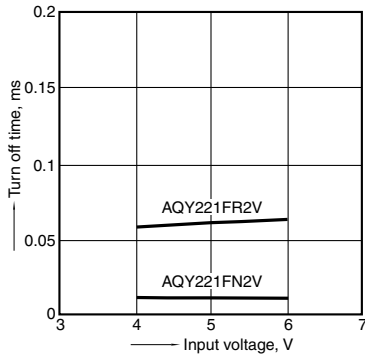
12. Turn on time vs. input voltage characteristics

Measured portion: between terminals 3 and 4
Load voltage: 10V (DC);
Continuous load current: 250mA (DC) R type,
80mA (DC) C type; Ambient temperature: 25°C 77°F



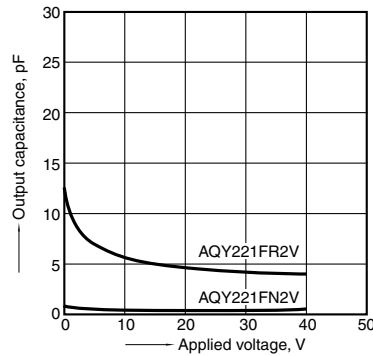
13. Turn off time vs. input voltage characteristics

Measured portion: between terminals 3 and 4
Load voltage: 10V (DC);
Continuous load current: 250mA (DC) R type,
80mA (DC) C type; Ambient temperature: 25°C 77°F



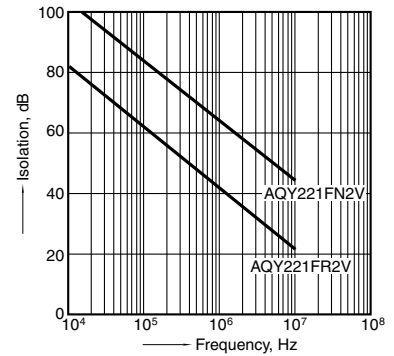
14. Output capacitance vs. applied voltage characteristics

Measured portion: between terminals 3 and 4
Frequency: 1 MHz, 30mVrms;
Ambient temperature: 25°C 77°F



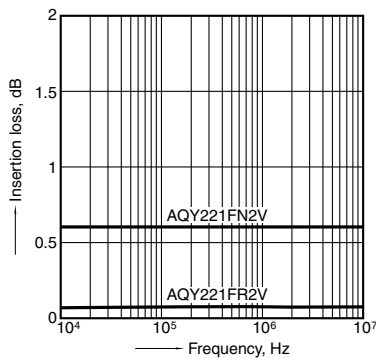
15. Isolation vs. frequency characteristics (50Ω impedance)

Measured portion: between terminals 3 and 4
Ambient temperature: 25°C 77°F



16. Insertion loss vs. frequency characteristics (50Ω impedance)

Measured portion: between terminals 3 and 4
Ambient temperature: 25°C 77°F



"PhotoMOS®", "PhotoMOS" and "PHOTOMOS" are registered trademarks of Panasonic Corporation.

*Recognized in Japan, the United States, all member states of European Union and other countries.

Please contact

Panasonic Corporation

Electromechanical Control Business Division

■ 1006, Oaza Kadoma, Kadoma-shi, Osaka 571-8506, Japan
industrial.panasonic.com/ac/e/

Panasonic®

©Panasonic Corporation 2017

Mouser Electronics

Authorized Distributor

Click to View Pricing, Inventory, Delivery & Lifecycle Information:

Panasonic:

[AQY221FR2VW](#) [AQY221FR2VY](#) [AQY221FN2VW](#) [AQY221FN2VY](#) [AQY221FR2V](#) [AQY221FN2V](#) [AQY221FR2V1Y](#)
[AQY221FN2V1Y](#) [AQY221FN2V1W](#) [AQY221FR2V1W](#)

Данный компонент на территории Российской Федерации

Вы можете приобрести в компании MosChip.

Для оперативного оформления запроса Вам необходимо перейти по данной ссылке:

<http://moschip.ru/get-element>

Вы можете разместить у нас заказ для любого Вашего проекта, будь то серийное производство или разработка единичного прибора.

В нашем ассортименте представлены ведущие мировые производители активных и пассивных электронных компонентов.

Нашей специализацией является поставка электронной компонентной базы двойного назначения, продукции таких производителей как XILINX, Intel (ex.ALTERA), Vicor, Microchip, Texas Instruments, Analog Devices, Mini-Circuits, Amphenol, Glenair.

Сотрудничество с глобальными дистрибьюторами электронных компонентов, предоставляет возможность заказывать и получать с международных складов практически любой перечень компонентов в оптимальные для Вас сроки.

На всех этапах разработки и производства наши партнеры могут получить квалифицированную поддержку опытных инженеров.

Система менеджмента качества компании отвечает требованиям в соответствии с ГОСТ Р ИСО 9001, ГОСТ РВ 0015-002 и ЭС РД 009

Офис по работе с юридическими лицами:

105318, г.Москва, ул.Щербаковская д.3, офис 1107, 1118, ДЦ «Щербаковский»

Телефон: +7 495 668-12-70 (многоканальный)

Факс: +7 495 668-12-70 (доб.304)

E-mail: info@moschip.ru

Skype отдела продаж:

moschip.ru

moschip.ru_4

moschip.ru_6

moschip.ru_9